

SC Annual School Report Card Summary

JOSEPH KEELS ELEMENTARY
 Richland 2
 Grades: PK-5 Enrollment: 662
 Principal: Lynne Ladue
 Superintendent: Katie Brochu, Ed.D.
 Board Chair: Stephanie Burgess, Ph.D.

PERFORMANCE

Comprehensive detail, including definitions of ratings, performance criteria, and explanations of status, is available on www.ed.sc.gov and www.eoc.sc.gov as well as school and school district websites. Printed versions are available from school districts upon request.

YEAR	ABSOLUTE RATING	GROWTH RATING	PALMETTO GOLD AND SILVER AWARD		AYP STATUS	NCLB IMPROVEMENT STATUS
			General Performance	Closing the Gap		
2011	Below Average	Below Average	TBD	TBD	Not Met	NI
2010	Average	Average	N/A	N/A	Not Met	N/A
2009	At-Risk	Average	N/A	N/A	Not Met	N/A

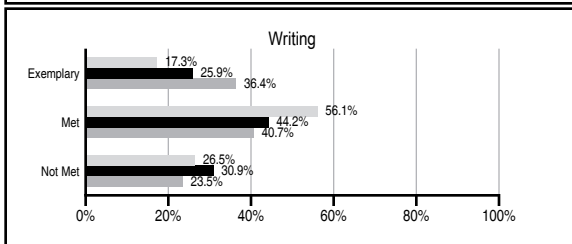
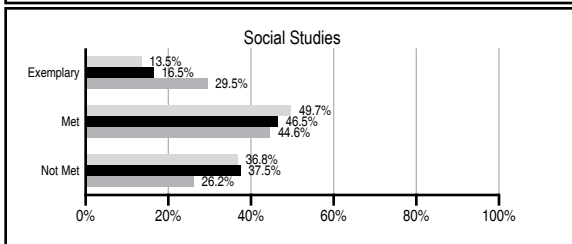
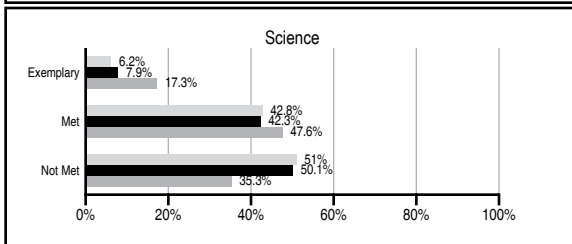
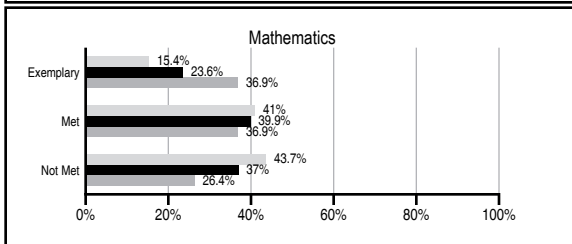
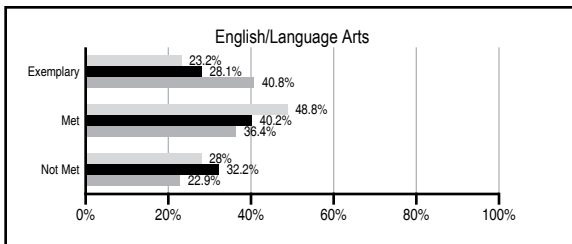
ABSOLUTE RATINGS OF ELEMENTARY SCHOOLS WITH STUDENTS LIKE OURS*

EXCELLENT	GOOD	AVERAGE	BELOW AVERAGE	AT-RISK
3	9	106	48	17

* Ratings are calculated with data available by 11/09/2011. Schools with Students Like Ours are Elementary Schools with Poverty Indices of no more than 5% above or below the index for this school.

PASS PERFORMANCE

Our School
 Elementary Schools with Students Like Ours
 Elementary schools statewide



NAEP PERFORMANCE*

* Performance reported for SC and nation, data not available at school level. Percentages at NAEP Achievement Levels.



SC PERFORMANCE VISION

By 2020 all students will graduate with the knowledge and skills necessary to compete successfully in the global economy, participate in a democratic society and contribute positively as members of families and communities.

Abbreviations Key

N/A Not Applicable N/AV Not Available N/C Not Collected N/R Not Reported I/S Insufficient Sample TBD To be determined

NI Newly Identified CSI Continuing School Improvement CA Corrective Action RP Plan to Restructure R Restructure DELAY School Improvement Status HOLD School Improvement Status

JOSEPH KEELS ELEMENTARY [Richland 2]

SCHOOL PROFILE

	Our School	Change from Last Year	Elementary Schools with Students Like Ours	Median Elementary School
Students (n=662)				
Retention rate	0.5%	Up from 0.3%	1.5%	1.1%
Attendance rate	96.3%	Up from 96.0%	95.9%	96.2%
Served by gifted and talented program	2.8%	Down from 4.8%	6.2%	13.4%
With disabilities other than speech	4.2%	Down from 8.9%	4.3%	4.1%
Older than usual for grade	0.0%	Down from 0.2%	0.5%	0.3%
Out-of-school suspensions or expulsions for violent and/or criminal offenses	0.0%	No Change	0.0%	0.0%
Teachers (n=48)				
Teachers with advanced degrees	77.1%	Up from 75.5%	61.5%	62.5%
Continuing contract teachers	79.2%	Up from 67.9%	83.3%	88.2%
Teachers returning from previous year	86.8%	Up from 83.9%	85.1%	87.8%
Teacher attendance rate	94.5%	Down from 96.1%	95.1%	95.2%
Average teacher salary*	\$47,687	Down 2.4%	\$45,312	\$46,773
Classes not taught by highly qualified teachers	0.0%	Down from 3.9%	0.0%	0.0%
Professional development days/teacher	6.2 days	Down from 7.8 days	10.5 days	10.5 days
School				
Principal's years at school	5.0	Up from 4.0	3.8	4.0
Student-teacher ratio in core subjects	19.4 to 1	Up from 17.0 to 1	18.0 to 1	19.9 to 1
Prime instructional time	90.0%	Down from 91.1%	90.0%	90.4%
Opportunities in the arts	Good	No Change	Good	Good
SACS accreditation	Yes	No Change	Yes	Yes
Parents attending conferences	100.0%	No Change	100.0%	100.0%
Character development program	Excellent	No Change	Excellent	Excellent
Dollars spent per pupil**	\$9,629	Up 7.9%	\$8,183	\$7,447
Percent of expenditures for instruction**	77.3%	Up from 76.0%	68.1%	68.4%
Percent of expenditures for teacher salaries**	73.7%	Up from 71.5%	64.4%	65.8%
% of AYP objectives met	76.9%	Down from 94.1%	76.9%	90.5%

* Length of contract = 185+ days.

** Prior year audited financial data available.

EVALUATION RESULTS

	Teachers	Students*	Parents*
Number of surveys returned	43	100	77
Percent satisfied with learning environment	88.4%	86.0%	89.3%
Percent satisfied with social and physical environment	90.7%	82.0%	83.8%
Percent satisfied with school-home relations	79.1%	82.0%	81.7%

*Only students at the highest elementary school grade level at this school and their parents were included.

REPORT OF PRINCIPAL AND SCHOOL IMPROVEMENT COUNCIL

Joseph Keels Elementary School of Entrepreneurial Leadership has completed another very successful year. We were able to complete a solid strategic plan, allowing us to add third grade to our SEL program with K-2 coming aboard next year. This ensures that every student at Keels will participate in the school wide entrepreneurial magnet. Keels is using a common language and promoting the links between academic learning and real world experiences at every grade level. One of our ventures, the Culinary Institute of Keels had a student finalist in the district wide fifth grade cook off contest. Our student placed second in the district. Three other students from Keels have been featured in the Microsociety national news publication for their entrepreneurial spirit and success. Students and teachers are designing relevant, engaging, and meaningful experiences for every student at Keels. Our professional development for all school staff has been focused on the work of Philip Schlechty and best practice teaching and work design. We have spent time discussing our customers, the current perception and reality of our school, staff, and programs, as well as what we want to move toward in the future.

Our interventionists have provided quality individual and small group work for our struggling students in K-5. Academic gains have been seen across the board with those students. Keels continues to progress monitor students who are academically at risk. We use Benchmark testing in mathematics, and meet weekly to discuss data for the purpose of moving all students forward at Keels. Our literacy initiatives this year have placed take home books in the hands of all students at Keels. Parent workshops have focused on reading, financial literacy, PBIS, social studies, and science. Keels has been able to maintain a nurturing, welcoming environment for all stakeholders due to the PBIS school wide management program. A culture of mutual respect and collaborative problem solving is fostered here at Keels with the support of school staff and parents. Parental involvement continues to grow through the efforts of an active PTO, SIC, and Foundation. Keels is cultivating a wide range of business partners to include Sodexo, Hope worldwide, Boys & Girls Club, Clemson, University, Midlands Honda, WLTX, UPS, and Blue Cross/Blue Shield. We recently held a "BIZ Camp" training for adults, and will be hosting a BIZ Camp for students this July. With the help of our entire school community Keels has raised its absolute report card rating from At Risk to Average. The Keels Elementary School of Entrepreneurial continues to set high expectations for all members of the Keels faculty, staff, student body, and community as we prepare students for the 21st century.

Lynne M. Ladue, Principal

Carol Henley, SIC Chairperson

Comprehensive detail, including definitions of ratings, performance criteria, and explanations of status, is available on www.ed.sc.gov and www.eoc.sc.gov as well as school and school district websites.

Printed versions are available from school districts upon request.

Abbreviations Key

N/A Not Applicable N/AV Not Available N/C Not Collected N/R Not Reported I/S Insufficient Sample TBD To be determined
 NI Newly Identified CSI Continuing School Improvement CA Corrective Action RP Plan to Restructure R Restructure DELAY School Improvement Status HOLD School Improvement Status