



SC Annual School Report Card Summary

FOREST LAKE ELEMENTARY
Richland 2
Grades: PK-5 Enrollment: 587
Principal: Kappy Steck
Superintendent: Katie Brochu, Ed.D.
Board Chair: Stephanie Burgess, Ph.D.

PERFORMANCE

Comprehensive detail, including definitions of ratings, performance criteria, and explanations of status, is available on www.ed.sc.gov and www.eoc.sc.gov as well as school and school district websites. Printed versions are available from school districts upon request.

YEAR	ABSOLUTE RATING	GROWTH RATING	PALMETTO GOLD AND SILVER AWARD		AYP STATUS	NCLB IMPROVEMENT STATUS
			General Performance	Closing the Gap		
2011	Good	Good	TBD	TBD	Not Met	N/A
2010	Average	Average	N/A	N/A	Not Met	N/A
2009	Average	Average	N/A	N/A	Not Met	N/A

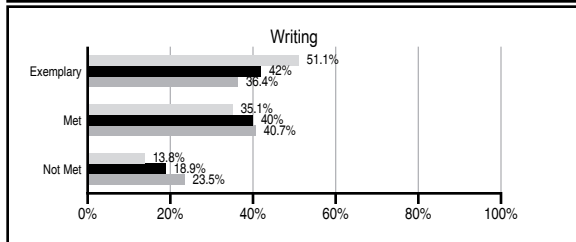
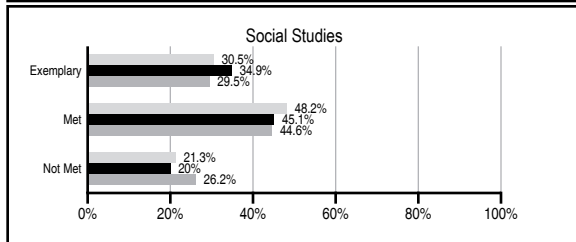
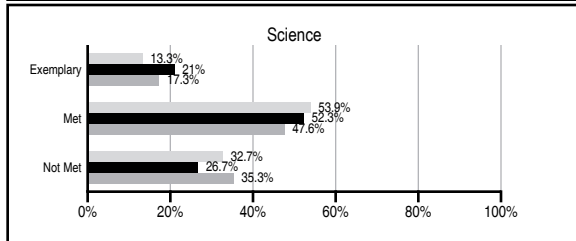
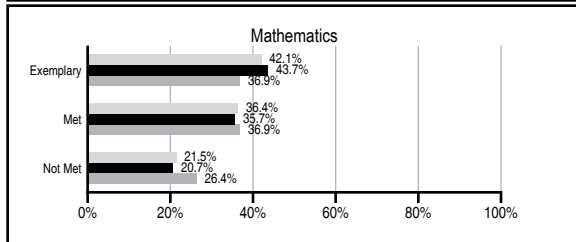
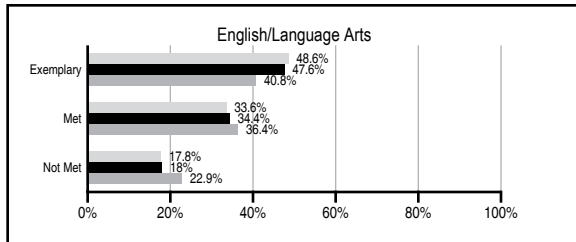
ABSOLUTE RATINGS OF ELEMENTARY SCHOOLS WITH STUDENTS LIKE OURS*

EXCELLENT	GOOD	AVERAGE	BELOW AVERAGE	AT-RISK
31	39	25	0	0

* Ratings are calculated with data available by 11/09/2011. Schools with Students Like Ours are Elementary Schools with Poverty Indices of no more than 5% above or below the index for this school.

PASS PERFORMANCE

Our School
 Elementary Schools with Students Like Ours
 Elementary schools statewide



NAEP PERFORMANCE*

* Performance reported for SC and nation, data not available at school level. Percentages at NAEP Achievement Levels.



SC PERFORMANCE VISION

By 2020 all students will graduate with the knowledge and skills necessary to compete successfully in the global economy, participate in a democratic society and contribute positively as members of families and communities.

Abbreviations Key

N/A Not Applicable N/AV Not Available N/C Not Collected N/R Not Reported I/S Insufficient Sample TBD To be determined

NI Newly Identified CSI Continuing School Improvement CA Corrective Action RP Plan to Restructure R Restructure DELAY School Improvement Status HOLD School Improvement Status

FOREST LAKE ELEMENTARY [Richland 2]

SCHOOL PROFILE

	Our School	Change from Last Year	Elementary Schools with Students Like Ours	Median Elementary School
Students (n=587)				
Retention rate	1.1%	Up from 0.9%	1.0%	1.1%
Attendance rate	96.8%	Up from 96.1%	96.2%	96.2%
Served by gifted and talented program	16.5%	Up from 12.8%	18.1%	13.4%
With disabilities other than speech	4.5%	Down from 9.8%	3.9%	4.1%
Older than usual for grade	0.8%	Down from 1.3%	0.2%	0.3%
Out-of-school suspensions or expulsions for violent and/or criminal offenses	0.0%	No Change	0.0%	0.0%
Teachers (n=47)				
Teachers with advanced degrees	70.2%	Down from 72.9%	62.9%	62.5%
Continuing contract teachers	70.2%	Down from 75.0%	90.3%	88.2%
Teachers returning from previous year	83.2%	Up from 79.6%	89.4%	87.8%
Teacher attendance rate	95.4%	Down from 95.5%	95.3%	95.2%
Average teacher salary*	\$50,228	Down 2.7%	\$47,825	\$46,773
Classes not taught by highly qualified teachers	2.3%	Up from 0.0%	0.0%	0.0%
Professional development days/teacher	5.5 days	Down from 9.7 days	11.7 days	10.5 days
School				
Principal's years at school	10.0	Up from 9.0	5.0	4.0
Student-teacher ratio in core subjects	18.2 to 1	Down from 18.6 to 1	20.7 to 1	19.9 to 1
Prime instructional time	91.7%	Up from 91.0%	90.2%	90.4%
Opportunities in the arts	Good	No Change	Good	Good
SACS accreditation	Yes	No Change	Yes	Yes
Parents attending conferences	90.9%	Up from 88.9%	100.0%	100.0%
Character development program	Excellent	No Change	Excellent	Excellent
Dollars spent per pupil**	\$8,954	Up 0.5%	\$6,965	\$7,447
Percent of expenditures for instruction**	75.9%	Up from 75.0%	68.8%	68.4%
Percent of expenditures for teacher salaries**	73.5%	Up from 71.9%	66.1%	65.8%
% of AYP objectives met	85.7%	Down from 95.2%	95.2%	90.5%

* Length of contract = 185+ days.

** Prior year audited financial data available.

EVALUATION RESULTS

	Teachers	Students*	Parents*
Number of surveys returned	24	88	79
Percent satisfied with learning environment	100.0%	94.3%	96.2%
Percent satisfied with social and physical environment	100.0%	94.3%	91.1%
Percent satisfied with school-home relations	100.0%	92.0%	89.9%

*Only students at the highest elementary school grade level at this school and their parents were included.

REPORT OF PRINCIPAL AND SCHOOL IMPROVEMENT COUNCIL

Forest Lake Elementary Technology Magnet School celebrates another successful year of quality teaching and learning with the help of NBC! Our school has been the focus of NBC's Places People Learn and Education Nation, a yearlong series on public education. The Forest Lake community continues to share engaging strategies incorporating the infusion of technology with educators across the country. Innovative learning experiences are a part of every day at Forest Lake Technology Magnet School.

The continued support of our parents and greater community has been amazing! Parents and community members have contributed thousands of hours both as mentors and school volunteers. We appreciate the active role our community, business partners, and parents play in our school. Their support is crucial to our success! Forest Lake's exemplary teachers welcomed a number of teachers and administrators from across the state and nation into their classrooms this year. These educators benefited from our excellent staff of professionals.

Because of the commitment and dedication of the Forest Lake faculty and the support of our community, our accolades are many. Forest Lake Technology Magnet School is a school of national and state recognition. Honors include being chosen as a 2011 Magnet School of America School of Distinction, and a 2010-2013 SMART Technologies Showcase School. Our school continues to be highlighted by George Lucas Foundation's Edutopia "What Works in Public Education" series.

Forest Lake is also a NASA Explorer School. Our partnership with NASA compliments our technology-rich instructional program. South Carolina Standards are taught through experience based and integrated thematic instruction practices with an emphasis on literacy enhanced STEM-G (Science, Technology, Engineering, Math, and Geography) curricula.

A number of school-wide programs have been implemented to promote academic achievements. Invention Convention, Sciencefest, NASA Family Nights, music productions, Geography Bee, a competitive Lego Robotics team, and technology-integrated projects are all challenges our students enjoy.

Students are actively engaged in quality teaching and learning. Forest Lake's commitment to providing an excellent education extends far beyond the basics. Our professional staff works diligently to provide every student with academic experiences so that students will achieve to their fullest potential.

The leaders of tomorrow are learning valuable lessons today at Forest Lake Technology Magnet School. Students are exposed to the latest in technology, communications, and culture. Forest Lake provides several innovative programs such as World Cultures, Sci-Tech, and a state-of-the-art news and weather studio. Students learn why character is important in all aspects of life. Putting forth one's best effort always matters when reaching the high expectations set in place for them at Forest Lake Elementary Technology Magnet School. This is a place where Eagles soar!

Dr. Kappy Steck, Principal
Cassie Radford, SIC Chair

Comprehensive detail, including definitions of ratings, performance criteria, and explanations of status, is available on www.ed.sc.gov and www.eoc.sc.gov as well as school and school district websites.

Printed versions are available from school districts upon request.

Abbreviations Key

N/A Not Applicable N/AV Not Available N/C Not Collected N/R Not Reported I/S Insufficient Sample TBD To be determined

NI Newly Identified CSI Continuing School Improvement CA Corrective Action RP Plan to Restructure R Restructure DELAY School Improvement Status HOLD School Improvement Status