



# SC Annual School Report Card Summary

**L W CONDER ELEMENTARY**  
**Richland 2**  
**Grades: PK-5** Enrollment: 704  
**Principal: Shirley Watson**  
**Superintendent: Katie Brochu, Ed.D.**  
**Board Chair: Stephanie Burgess, Ph.D.**

## PERFORMANCE

Comprehensive detail, including definitions of ratings, performance criteria, and explanations of status, is available on [www.ed.sc.gov](http://www.ed.sc.gov) and [www.eoc.sc.gov](http://www.eoc.sc.gov) as well as school and school district websites. Printed versions are available from school districts upon request.

YEAR	ABSOLUTE RATING	GROWTH RATING	PALMETTO GOLD AND SILVER AWARD		AYP STATUS	NCLB IMPROVEMENT STATUS
			General Performance	Closing the Gap		
2011	Average	Average	TBD	TBD	Not Met	N/A
2010	Average	Average	N/A	Silver	Met	N/A
2009	Average	Average	N/A	N/A	Met	N/A

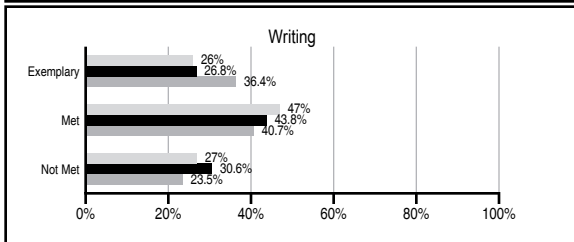
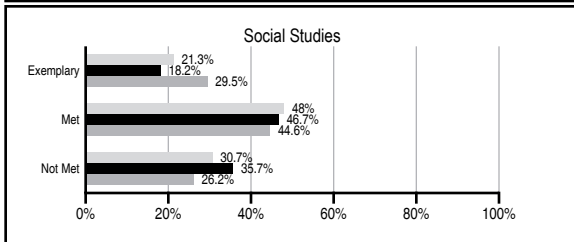
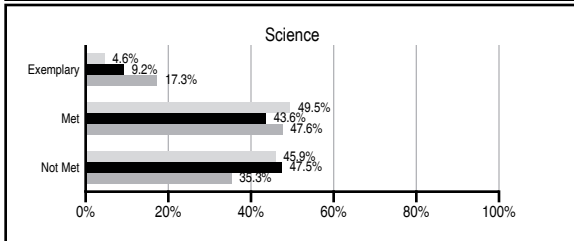
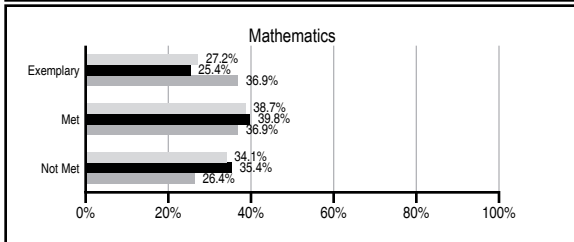
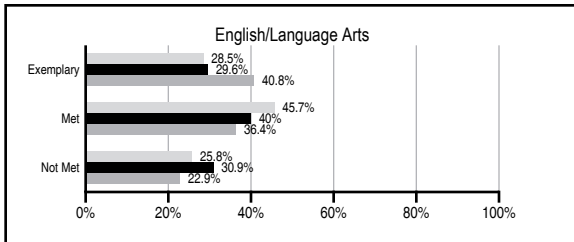
## ABSOLUTE RATINGS OF ELEMENTARY SCHOOLS WITH STUDENTS LIKE OURS\*

EXCELLENT	GOOD	AVERAGE	BELOW AVERAGE	AT-RISK
4	11	104	37	10

\*Ratings are calculated with data available by 11/09/2011. Schools with Students Like Ours are Elementary Schools with Poverty Indices of no more than 5% above or below the index for this school.

## PASS PERFORMANCE

Our School
  Elementary Schools with Students Like Ours
  Elementary schools statewide



## NAEP PERFORMANCE\*

\* Performance reported for SC and nation, data not available at school level. Percentages at NAEP Achievement Levels.



## SC PERFORMANCE VISION

*By 2020 all students will graduate with the knowledge and skills necessary to compete successfully in the global economy, participate in a democratic society and contribute positively as members of families and communities.*

### Abbreviations Key

N/A Not Applicable N/AV Not Available N/C Not Collected N/R Not Reported I/S Insufficient Sample TBD To be determined

NI Newly Identified CSI Continuing School Improvement CA Corrective Action RP Plan to Restructure R Restructure DELAY School Improvement Status HOLD School Improvement Status

# L W CONDER ELEMENTARY [Richland 2]

## SCHOOL PROFILE

	Our School	Change from Last Year	Elementary Schools with Students Like Ours	Median Elementary School
<b>Students (n=704)</b>				
Retention rate	0.5%	Down from 0.6%	1.5%	1.1%
Attendance rate	96.5%	Up from 95.8%	95.9%	96.2%
Served by gifted and talented program	6.3%	Up from 5.1%	7.1%	13.4%
With disabilities other than speech	2.8%	Down from 5.1%	4.5%	4.1%
Older than usual for grade	0.1%	Down from 0.2%	0.5%	0.3%
Out-of-school suspensions or expulsions for violent and/or criminal offenses	0.0%	Down from 0.3%	0.0%	0.0%
<b>Teachers (n=52)</b>				
Teachers with advanced degrees	63.5%	Up from 63.2%	60.8%	62.5%
Continuing contract teachers	76.9%	Up from 73.7%	84.0%	88.2%
Teachers returning from previous year	81.5%	Up from 74.7%	85.7%	87.8%
Teacher attendance rate	93.3%	Down from 95.1%	95.1%	95.2%
Average teacher salary*	\$45,304	Up 0.7%	\$45,551	\$46,773
Classes not taught by highly qualified teachers	0.0%	No Change	0.0%	0.0%
Professional development days/teacher	8.8 days	Down from 9.0 days	10.5 days	10.5 days
<b>School</b>				
Principal's years at school	11.0	Up from 10.0	4.0	4.0
Student-teacher ratio in core subjects	19.8 to 1	Up from 16.3 to 1	18.2 to 1	19.9 to 1
Prime instructional time	89.1%	Down from 89.8%	90.0%	90.4%
Opportunities in the arts	Excellent	Up from Good	Good	Good
SACS accreditation	Yes	No Change	Yes	Yes
Parents attending conferences	100.0%	No Change	100.0%	100.0%
Character development program	Excellent	Up from Good	Excellent	Excellent
Dollars spent per pupil**	\$8,513	Up 6.2%	\$7,987	\$7,447
Percent of expenditures for instruction**	76.9%	Up from 74.5%	68.0%	68.4%
Percent of expenditures for teacher salaries**	73.1%	Up from 72.1%	64.9%	65.8%
% of AYP objectives met	85.7%	Down from 100.0%	80.0%	90.5%

\* Length of contract = 185+ days.

\*\* Prior year audited financial data available.

## EVALUATION RESULTS

	Teachers	Students*	Parents*
Number of surveys returned	18	106	63
Percent satisfied with learning environment	88.9%	97.1%	96.7%
Percent satisfied with social and physical environment	88.2%	92.3%	95.2%
Percent satisfied with school-home relations	83.3%	89.5%	96.8%

\*Only students at the highest elementary school grade level at this school and their parents were included.

## REPORT OF PRINCIPAL AND SCHOOL IMPROVEMENT COUNCIL

Conder Elementary school continues a legacy of excellence and the distinction of being the only arts magnet school in Richland School District Two. Our mission is Students Through the Arts Reach Success. We are an Arts in Basic Curriculum (ABC) Advancement site, and in our fifth year of this partnership. Also in partnership with the South Carolina Arts Commission, Conder teachers participated in intensive and on-going professional development in arts integration. Teachers used arts integration strategies in everyday classroom instruction. Teachers, students, and parents participated in on and off-site arts related activities such as concerts, musicals, dance productions and art shows. Our primary goals are improving academics and strengthening community and school relations. As a result of our efforts to achieve these goals, Conder received the Palmetto Silver Award for closing the achievement gap for 2010. Conder continues to be an Exemplary Writing School and a Red Carpet School. In addition, Conder is a South Carolina Certified Green Steps School. Also, Conder implemented a 21st Century Grant. Students participated in swimming lessons, gardening, and mentoring programs. Students in grades one through three participated in Single Gender classes. This program will be expanded to fourth grade this year. Literacy coaches will continue to contribute to the school by providing coaching services for teachers in the content areas of literacy and reading. Conder implements a Two-Tiered Model for reading instruction. Tier 1 model provides reading instruction to all K-5 students who are on target to meet grade level standards, while the Tier 2 model provides an additional 30 minutes of small-group reading instruction for any K-3 student needing additional support to accelerate his progress in meeting grade level standards. Additional opportunities for students to achieve greater academic success are provided in the following clubs: Chess Academy, Student Council, and the Reading Counts program. Conder also has a male and female mentoring program for fourth and fifth grade students: Star-Gents and A-Plus Girls. Community is at the heart of Conder's programs. Parents, guest readers, speakers, and leaders from many businesses and professions across the community are frequent visitors. Students from Columbia College and the University of South Carolina's School of Education provide additional support in classrooms, allowing for more individual instruction. Additionally, many parents participate in conferences, volunteer in classrooms, chaperone field studies, and assist with special events. Events have included a Mother-Daughter Tea, Hispanic Family Night, Arts Concerts, and many more family favorites. Technology is integrated in every classroom through computers and Smartboard access. Students have many opportunities for 1:1 computing with two labs and desktops in the classroom. Conder piloted a 1st grade I-PAC class this year. Conder faculty and staff continue to reach for the stars and meet or exceed the needs of our students, parents, and community.

Comprehensive detail, including definitions of ratings, performance criteria, and explanations of status, is available on [www.ed.sc.gov](http://www.ed.sc.gov) and [www.eoc.sc.gov](http://www.eoc.sc.gov) as well as school and school district websites.

Printed versions are available from school districts upon request.

### Abbreviations Key

N/A Not Applicable N/AV Not Available N/C Not Collected N/R Not Reported I/S Insufficient Sample TBD To be determined

NI Newly Identified CSI Continuing School Improvement CA Corrective Action RP Plan to Restructure R Restructure DELAY School Improvement Status HOLD School Improvement Status