



# SC Annual School Report Card Summary

**BETHEL-HANBERRY ELEMENTARY**  
**Richland 2**  
**Grades: PK-5** Enrollment: 628  
**Principal: Mr. Jeff Williams**  
**Superintendent: Katie Brochu, Ed.D.**  
**Board Chair: Stephanie Burgess, Ph.D.**

## PERFORMANCE

Comprehensive detail, including definitions of ratings, performance criteria, and explanations of status, is available on [www.ed.sc.gov](http://www.ed.sc.gov) and [www.eoc.sc.gov](http://www.eoc.sc.gov) as well as school and school district websites. Printed versions are available from school districts upon request.

YEAR	ABSOLUTE RATING	GROWTH RATING	PALMETTO GOLD AND SILVER AWARD		AYP STATUS	NCLB IMPROVEMENT STATUS
			General Performance	Closing the Gap		
2011	Excellent	Excellent	TBD	TBD	Met	N/A
2010	Excellent	Excellent	Gold	Silver	Met	N/A
2009	Excellent	Excellent	Gold	Silver	Met	N/A

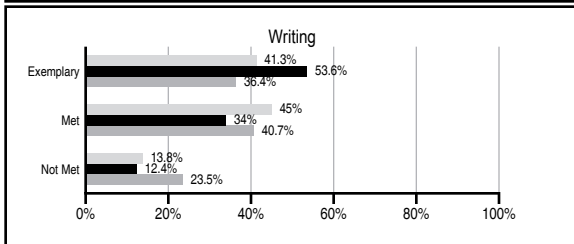
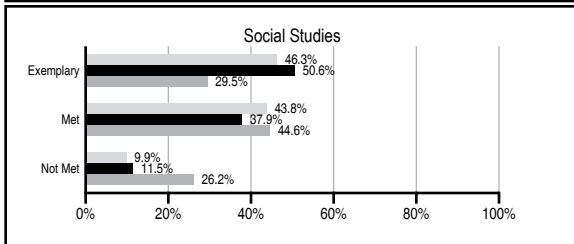
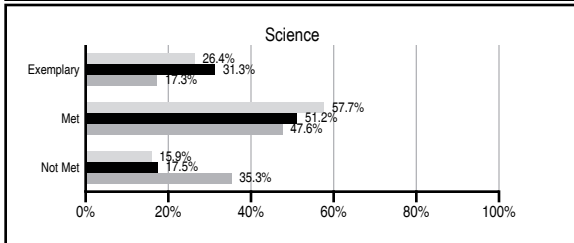
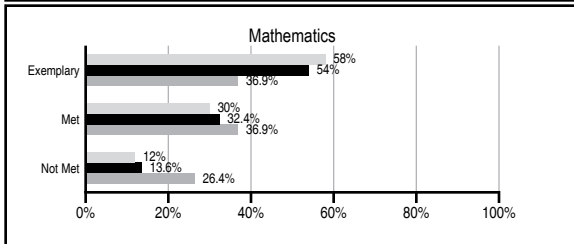
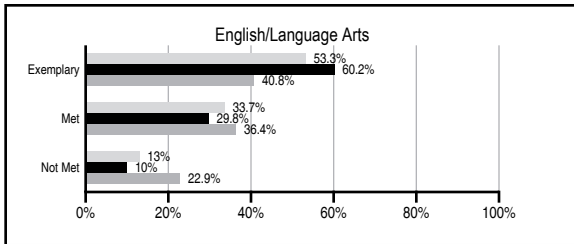
## ABSOLUTE RATINGS OF ELEMENTARY SCHOOLS WITH STUDENTS LIKE OURS\*

EXCELLENT	GOOD	AVERAGE	BELOW AVERAGE	AT-RISK
23	1	0	0	0

\* Ratings are calculated with data available by 11/09/2011. Schools with Students Like Ours are Elementary Schools with Poverty Indices of no more than 5% above or below the index for this school.

## PASS PERFORMANCE

Our School
  Elementary Schools with Students Like Ours
  Elementary schools statewide



## NAEP PERFORMANCE\*

\* Performance reported for SC and nation, data not available at school level. Percentages at NAEP Achievement Levels.



## SC PERFORMANCE VISION

*By 2020 all students will graduate with the knowledge and skills necessary to compete successfully in the global economy, participate in a democratic society and contribute positively as members of families and communities.*

### Abbreviations Key

N/A Not Applicable N/AV Not Available N/C Not Collected N/R Not Reported I/S Insufficient Sample TBD To be determined

NI Newly Identified CSI Continuing School Improvement CA Corrective Action RP Plan to Restructure R Restructure DELAY School Improvement Status HOLD School Improvement Status

# BETHEL-HANBERRY ELEMENTARY [Richland 2]

## SCHOOL PROFILE

	Our School	Change from Last Year	Elementary Schools with Students Like Ours	Median Elementary School
<b>Students (n=628)</b>				
Retention rate	0.2%	Down from 0.3%	0.8%	1.1%
Attendance rate	97.0%	Up from 96.3%	96.7%	96.2%
Served by gifted and talented program	24.4%	Up from 18.8%	29.6%	13.4%
With disabilities other than speech	1.9%	Down from 3.8%	3.0%	4.1%
Older than usual for grade	0.0%	Down from 0.2%	0.2%	0.3%
Out-of-school suspensions or expulsions for violent and/or criminal offenses	0.0%	No Change	0.0%	0.0%
<b>Teachers (n=42)</b>				
Teachers with advanced degrees	52.4%	Down from 53.3%	63.3%	62.5%
Continuing contract teachers	83.3%	Down from 84.4%	92.1%	88.2%
Teachers returning from previous year	87.2%	Down from 88.7%	91.1%	87.8%
Teacher attendance rate	97.3%	Up from 95.8%	95.4%	95.2%
Average teacher salary*	\$50,710	Up 0.4%	\$48,151	\$46,773
Classes not taught by highly qualified teachers	0.0%	No Change	0.0%	0.0%
Professional development days/teacher	6.2 days	Down from 9.2 days	8.8 days	10.5 days
<b>School</b>				
Principal's years at school	3.5	Up from 2.5	3.8	4.0
Student-teacher ratio in core subjects	21.1 to 1	Up from 20.5 to 1	21.5 to 1	19.9 to 1
Prime instructional time	94.4%	Up from 91.7%	91.5%	90.4%
Opportunities in the arts	Good	No Change	Good	Good
SACS accreditation	Yes	No Change	Yes	Yes
Parents attending conferences	100.0%	No Change	100.0%	100.0%
Character development program	Excellent	No Change	Excellent	Excellent
Dollars spent per pupil**	\$6,801	Down 2.3%	\$6,493	\$7,447
Percent of expenditures for instruction**	72.9%	Up from 69.1%	69.9%	68.4%
Percent of expenditures for teacher salaries**	70.7%	Up from 65.5%	68.7%	65.8%
% of AYP objectives met	100.0%	No Change	98.4%	90.5%

\* Length of contract = 185+ days.

\*\* Prior year audited financial data available.

## EVALUATION RESULTS

	Teachers	Students*	Parents*
Number of surveys returned	31	112	70
Percent satisfied with learning environment	96.8%	82.1%	90.0%
Percent satisfied with social and physical environment	93.5%	84.7%	91.3%
Percent satisfied with school-home relations	96.8%	87.4%	88.6%

\*Only students at the highest elementary school grade level at this school and their parents were included.

## REPORT OF PRINCIPAL AND SCHOOL IMPROVEMENT COUNCIL

Bethel-Hanberry Elementary has focused on connecting with our history this past school year as we have recognized that our rich history presents an invaluable learning opportunity for our students. Led by our guidance counselor, Gail Bienstock and our School Improvement Council, students have interviewed previous educators and students who attended our school. It has been enlightening for our students as they have learned that the resources and ways of teaching may have changed, but the culture of support remains the same for our learning community. We are truly blessed to have a long-standing partnership with our community that we know will carry us for years to come. Our SIC, PTO and Educational Foundation are vital in the implementation of our vision and their support is appreciated.

Once again, we have achieved AYP status and have been named a Palmetto Gold and Silver school for the 2009-10 year. For the second straight year, we have had a District Honor Roll teacher as Leigh Armstrong (5th grade) joins Lara Popovich (2nd grade) with this distinction. Bethel-Hanberry has also been awarded as a School of Emerging Character by the South Carolina State Department of Education. Our continual focus on Positive Behavior Interventions and Support (PBIS) has helped us develop our students academically and socially as we were selected a Banner School for a 2nd consecutive year.

Our teachers and support staff are constantly looking for ways to improve our teaching and learning. They take ownership in the development of our school and have provided a dedicated work ethic. Our fifth grade teachers decided to highlight the talents of their team by creating a departmentalized academic schedule that challenged our 5th grade students and prepared them for their middle school transition. The feedback of our students has been instrumental in making sure we have engaged them in the learning process.

Our vision still holds true – we are preparing our students to be 21st Century learners and thinkers. We want our children to not only see the future, but have a hands-on approach to developing their future.

Jeff Williams – Principal  
Jennifer Roof – SIC Chair

Comprehensive detail, including definitions of ratings, performance criteria, and explanations of status, is available on [www.ed.sc.gov](http://www.ed.sc.gov) and [www.eoc.sc.gov](http://www.eoc.sc.gov) as well as school and school district websites.

Printed versions are available from school districts upon request.

### Abbreviations Key

N/A Not Applicable N/AV Not Available N/C Not Collected N/R Not Reported I/S Insufficient Sample TBD To be determined  
NI Newly Identified CSI Continuing School Improvement CA Corrective Action RP Plan to Restructure R Restructure DELAY School Improvement Status HOLD School Improvement Status