



SC Annual School Report Card Summary

ELLOREE ELEMENTARY
Orangeburg 3
Grades: PK-8 Enrollment: 453
Principal: Trina M. Gordon
Superintendent: Dr. Cynthia Cash-Greene
Board Chair: Robert Williams

PERFORMANCE

Comprehensive detail, including definitions of ratings, performance criteria, and explanations of status, is available on www.ed.sc.gov and www.eoc.sc.gov as well as school and school district websites. Printed versions are available from school districts upon request.

YEAR	ABSOLUTE RATING	GROWTH RATING	PALMETTO GOLD AND SILVER AWARD		AYP STATUS	NCLB IMPROVEMENT STATUS
			General Performance	Closing the Gap		
2011	Below Average	At-Risk	TBD	TBD	Not Met	R
2010	Below Average	Average	N/A	N/A	Not Met	R
2009	Below Average	Average	N/A	N/A	Not Met	RP

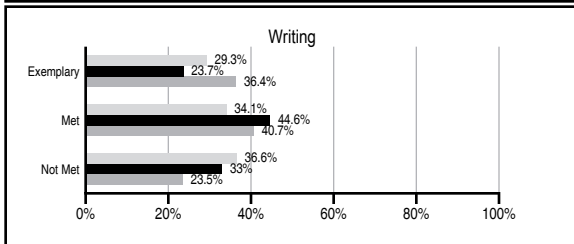
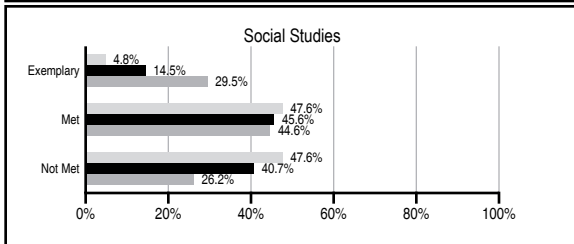
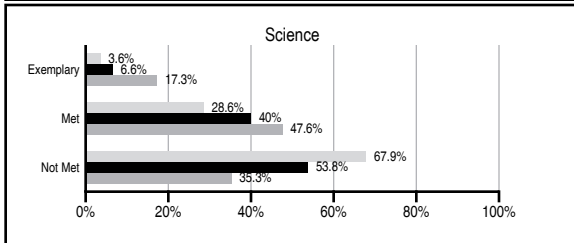
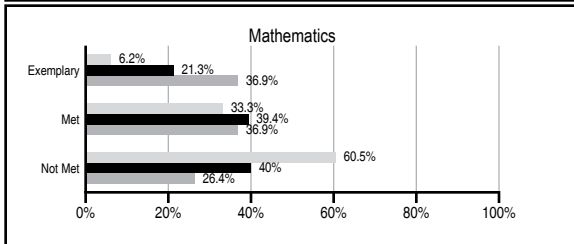
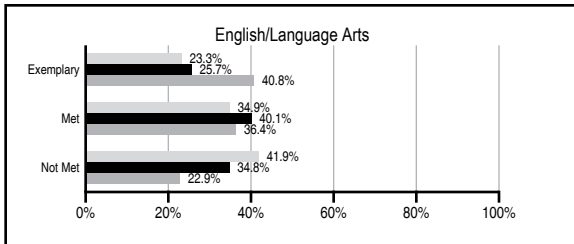
ABSOLUTE RATINGS OF ELEMENTARY SCHOOLS WITH STUDENTS LIKE OURS*

EXCELLENT	GOOD	AVERAGE	BELOW AVERAGE	AT-RISK
0	5	76	49	23

* Ratings are calculated with data available by 11/09/2011. Schools with Students Like Ours are Elementary Schools with Poverty Indices of no more than 5% above or below the index for this school.

PASS PERFORMANCE

Our School
 Elementary Schools with Students Like Ours
 Elementary schools statewide



NAEP PERFORMANCE*

* Performance reported for SC and nation, data not available at school level. Percentages at NAEP Achievement Levels.



SC PERFORMANCE VISION

By 2020 all students will graduate with the knowledge and skills necessary to compete successfully in the global economy, participate in a democratic society and contribute positively as members of families and communities.

Abbreviations Key

N/A Not Applicable N/AV Not Available N/C Not Collected N/R Not Reported I/S Insufficient Sample TBD To be determined

NI Newly Identified CSI Continuing School Improvement CA Corrective Action RP Plan to Restructure R Restructure DELAY School Improvement Status HOLD School Improvement Status

ELLOREE ELEMENTARY [Orangeburg 3]

SCHOOL PROFILE

	Our School	Change from Last Year	Elementary Schools with Students Like Ours	Median Elementary School
Students (n=453)				
Retention rate	0.5%	Down from 1.2%	1.5%	1.1%
Attendance rate	96.8%	Up from 94.7%	96.0%	96.2%
Served by gifted and talented program	1.0%	Down from 1.9%	5.1%	13.4%
With disabilities other than speech	1.7%	Down from 13.1%	4.3%	4.1%
Older than usual for grade	1.3%	Down from 1.6%	0.6%	0.3%
Out-of-school suspensions or expulsions for violent and/or criminal offenses	0.4%	Up from 0.0%	0.0%	0.0%
Teachers (n=35)				
Teachers with advanced degrees	68.6%	Down from 73.0%	61.9%	62.5%
Continuing contract teachers	82.9%	Down from 89.2%	81.8%	88.2%
Teachers returning from previous year	89.7%	Down from 93.5%	84.3%	87.8%
Teacher attendance rate	94.6%	Up from 91.2%	95.2%	95.2%
Average teacher salary*	\$47,348	Down 2.3%	\$45,180	\$46,773
Classes not taught by highly qualified teachers	7.8%	Up from 6.8%	0.0%	0.0%
Professional development days/teacher	16.5 days	Up from 12.9 days	10.6 days	10.5 days
School				
Principal's years at school	3.5	Up from 2.5	3.0	4.0
Student-teacher ratio in core subjects	16.5 to 1	Up from 13.4 to 1	17.6 to 1	19.9 to 1
Prime instructional time	89.0%	Up from 84.9%	90.3%	90.4%
Opportunities in the arts	Good	No Change	Good	Good
SACS accreditation	Yes	No Change	Yes	Yes
Parents attending conferences	100.0%	No Change	100.0%	100.0%
Character development program	Excellent	No Change	Excellent	Excellent
Dollars spent per pupil**	\$10,043	Up 0.9%	\$8,566	\$7,447
Percent of expenditures for instruction**	63.6%	Down from 65.4%	67.6%	68.4%
Percent of expenditures for teacher salaries**	61.8%	Up from 60.3%	63.9%	65.8%
% of AYP objectives met	43.8%	Down from 88.2%	76.9%	90.5%

* Length of contract = 185+ days.

** Prior year audited financial data available.

EVALUATION RESULTS

	Teachers	Students*	Parents*
Number of surveys returned	N/A	N/A	N/A
Percent satisfied with learning environment	N/A	N/A	N/A
Percent satisfied with social and physical environment	N/A	N/A	N/A
Percent satisfied with school-home relations	N/A	N/A	N/A

*Only students at the highest elementary school grade level at this school and their parents were included.

REPORT OF PRINCIPAL AND SCHOOL IMPROVEMENT COUNCIL

Ellore Elementary School serves students of child development age through 8th grade. Ninety-five percent (95%) of our students receive free or reduced meals. The 2010-2011 goals that were implemented are those reflected in our most recent School Renewal Plan. During the school year, teachers participated in meaningful and ongoing professional development, workshops, and other state or local training opportunities. Additionally, our four (4) International Baccalaureate (IB) Magnet School coordinators attended an out-of-state training session. All professional development activities are geared toward instructional improvement and enhancement.

We continued the use of innovative materials and resources to support increased student achievement on the subtests of PASS in ELA, math, science, and social studies. We also enhanced instruction by continuing to utilize the district-wide literacy program, SIPPS (Systematic Instruction in Phoneme Awareness, Phonics and Sight Words Program and Making Meaning Reading Comprehension). This literacy initiative aims to ensure that every student becomes a fluent and proficient reader. This school year, elementary grades began using Math Out of the Box during math instruction as one of the initiatives to incorporate differentiated learning. Measures of Academic Progress (MAP) and benchmark testing were used to study strengths and weaknesses of students in grades 3-8 and to inform instruction.

In order for learning to be sustained during the summer months of 2011, our school participated in the district-wide initiative of the Summer Reading and Math Program. All students in grades child development through 8th received a back pack containing books with accompanying reading logs. A Math Problem of the Day Calendar for the months of June and July were also placed in the back packs. These calendars provide a math problem based on a grade level state math standard. The school district will provide incentives when school reopens for all students who successfully complete activities.

Through the collaborative efforts among school, home, and community, we will continue to create a positive, nurturing learning environment that fosters high expectations for all of our students. Our school's motto, "Excellence Without Excuse", means we strive for a high level of academic success for all of our students.

The school is now officially a candidate to become an IB Magnet School. With this initiative, students will be able to incorporate the latest in technology, will be exposed to and participate in the arts, will be exposed to two (2) foreign languages, and will develop tangible and marketable skills such as career awareness.

Mamie B. DuPree, Ed.D., Principal
Barbara Butler, SIC Chair

Comprehensive detail, including definitions of ratings, performance criteria, and explanations of status, is available on www.ed.sc.gov and www.eoc.sc.gov as well as school and school district websites.

Printed versions are available from school districts upon request.

Abbreviations Key

N/A Not Applicable N/AV Not Available N/C Not Collected N/R Not Reported I/S Insufficient Sample TBD To be determined
NI Newly Identified CSI Continuing School Improvement CA Corrective Action RP Plan to Restructure R Restructure DELAY School Improvement Status HOLD School Improvement Status