



SC Annual School Report Card Summary

VANCE-PROVIDENCE ELEMENTARY
Orangeburg 3
Grades: PK-5 Enrollment: 317
Principal: Dorotheia A. A. Boyd
Superintendent: Dr. Cynthia Cash-Greene
Board Chair: Robert Williams

PERFORMANCE

Comprehensive detail, including definitions of ratings, performance criteria, and explanations of status, is available on www.ed.sc.gov and www.eoc.sc.gov as well as school and school district websites. Printed versions are available from school districts upon request.

YEAR	ABSOLUTE RATING	GROWTH RATING	PALMETTO GOLD AND SILVER AWARD		AYP STATUS	NCLB IMPROVEMENT STATUS
			General Performance	Closing the Gap		
2011	Below Average	At-Risk	TBD	TBD	Not Met	CA
2010	Below Average	Below Average	N/A	N/A	Not Met	CSI-HOLD
2009	Below Average	Below Average	N/A	N/A	Not Met	CSI

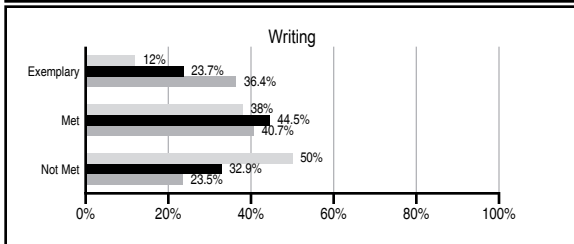
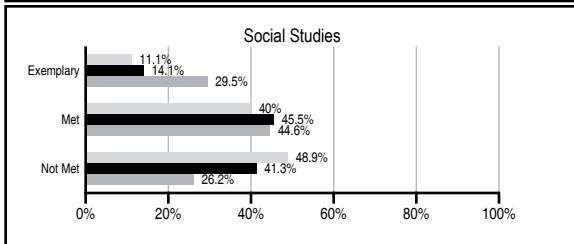
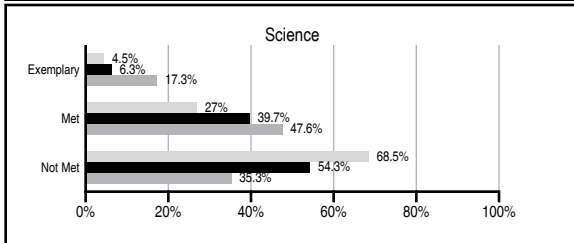
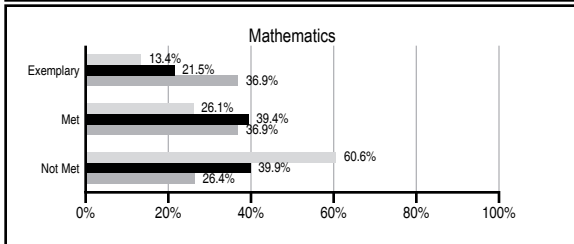
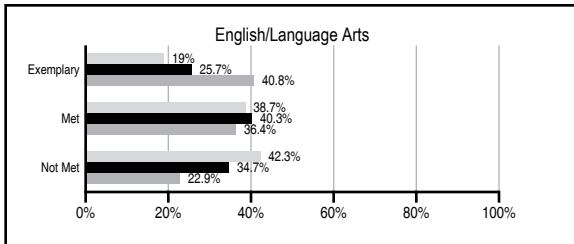
ABSOLUTE RATINGS OF ELEMENTARY SCHOOLS WITH STUDENTS LIKE OURS*

EXCELLENT	GOOD	AVERAGE	BELOW AVERAGE	AT-RISK
0	4	65	44	19

* Ratings are calculated with data available by 11/09/2011. Schools with Students Like Ours are Elementary Schools with Poverty Indices of no more than 5% above or below the index for this school.


PASS PERFORMANCE

Our School
 Elementary Schools with Students Like Ours
 Elementary schools statewide



NAEP PERFORMANCE*

* Performance reported for SC and nation, data not available at school level. Percentages at NAEP Achievement Levels.



SC PERFORMANCE VISION

By 2020 all students will graduate with the knowledge and skills necessary to compete successfully in the global economy, participate in a democratic society and contribute positively as members of families and communities.

Abbreviations Key

N/A Not Applicable N/AV Not Available N/C Not Collected N/R Not Reported I/S Insufficient Sample TBD To be determined

NI Newly Identified CSI Continuing School Improvement CA Corrective Action RP Plan to Restructure R Restructure DELAY School Improvement Status HOLD School Improvement Status

VANCE-PROVIDENCE ELEMENTARY [Orangeburg 3]

SCHOOL PROFILE

	Our School	Change from Last Year	Elementary Schools with Students Like Ours	Median Elementary School
Students (n=317)				
Retention rate	0.4%	Up from 0.3%	1.5%	1.1%
Attendance rate	96.2%	Up from 93.9%	96.0%	96.2%
Served by gifted and talented program	1.4%	Up from 0.5%	5.1%	13.4%
With disabilities other than speech	2.9%	Down from 6.8%	4.4%	4.1%
Older than usual for grade	0.3%	Down from 0.4%	0.6%	0.3%
Out-of-school suspensions or expulsions for violent and/or criminal offenses	0.0%	No Change	0.0%	0.0%
Teachers (n=18)				
Teachers with advanced degrees	72.2%	Up from 60.0%	61.7%	62.5%
Continuing contract teachers	94.4%	Up from 90.0%	81.8%	88.2%
Teachers returning from previous year	85.8%	Down from 86.9%	84.4%	87.8%
Teacher attendance rate	95.8%	Up from 93.5%	95.2%	95.2%
Average teacher salary*	\$47,355	Up 3.7%	\$45,155	\$46,773
Classes not taught by highly qualified teachers	0.0%	Down from 1.1%	0.0%	0.0%
Professional development days/teacher	14.7 days	Up from 8.6 days	10.8 days	10.5 days
School				
Principal's years at school	1.0	Down from 14.0	3.0	4.0
Student-teacher ratio in core subjects	17.1 to 1	Down from 18.4 to 1	17.5 to 1	19.9 to 1
Prime instructional time	91.3%	Up from 86.7%	90.1%	90.4%
Opportunities in the arts	Good	No Change	Good	Good
SACS accreditation	Yes	No Change	Yes	Yes
Parents attending conferences	95.8%	Down from 97.1%	100.0%	100.0%
Character development program	Below Average	Down from Excellent	Excellent	Excellent
Dollars spent per pupil**	\$7,920	Down 5.8%	\$8,733	\$7,447
Percent of expenditures for instruction**	60.2%	Down from 62.5%	67.3%	68.4%
Percent of expenditures for teacher salaries**	58.5%	Down from 58.7%	63.8%	65.8%
% of AYP objectives met	53.8%	Down from 92.3%	76.9%	90.5%

* Length of contract = 185+ days.

** Prior year audited financial data available.

EVALUATION RESULTS

	Teachers	Students*	Parents*
Number of surveys returned	18	48	26
Percent satisfied with learning environment	64.7%	75.0%	79.2%
Percent satisfied with social and physical environment	72.2%	66.0%	76.9%
Percent satisfied with school-home relations	50.0%	75.0%	76.0%

*Only students at the highest elementary school grade level at this school and their parents were included.

REPORT OF PRINCIPAL AND SCHOOL IMPROVEMENT COUNCIL

Vance-Providence Elementary School is a school that is a school moving from good to great! Our teachers, students, parents and business partners are working collaboratively to ensure that we accomplish our goal.

This year our focus was Literacy and Math. Each teacher has received a classroom library that provided books for every child to read. In addition, every student received daily instruction with our adopted literacy program, SIPPS, Systemic Instruction in Phoneme Awareness, Phonics and Sight Words. We have adopted the Math Out of the Box Curriculum to address the South Carolina State Standards through the implementation of hands-on student learning.

To address the needs of all students, we conduct curriculum, grade level, faculty meetings, vertical team planning and district-led learn walks. Teachers are offered ongoing professional development. Additionally, teachers are monitored on a daily basis by the school administration.

Vance-Providence was a participant of the 21st Century Boys and Girls Club which offered academic support to students as well as afterschool extra-curricular activities. The staff and The Lake Marion Kiwanis Club recognized students for character trait of the month throughout the school year.

Vance-Providence Elementary School is fortunate to have a supportive business community, a committed clergy, and parents who stress the importance of our school motto: "Pride, Presence, Preparation and Progress: Academic Excellence".

Dorotheia A. A. Boyd, Principal
Patricia Smith, SIC Chairman

Comprehensive detail, including definitions of ratings, performance criteria, and explanations of status, is available on www.ed.sc.gov and www.eoc.sc.gov as well as school and school district websites.

Printed versions are available from school districts upon request.

Abbreviations Key

N/A Not Applicable N/AV Not Available N/C Not Collected N/R Not Reported I/S Insufficient Sample TBD To be determined

NI Newly Identified CSI Continuing School Improvement CA Corrective Action RP Plan to Restructure R Restructure DELAY School Improvement Status HOLD School Improvement Status