



SC Annual School Report Card Summary

HOLLY HILL ELEMENTARY
Orangeburg 3
Grades: PK-5 Enrollment: 531
Principal: Eric L. Brown
Superintendent: Dr. Cynthia Cash-Greene
Board Chair: Robert Williams

PERFORMANCE

Comprehensive detail, including definitions of ratings, performance criteria, and explanations of status, is available on www.ed.sc.gov and www.eoc.sc.gov as well as school and school district websites. Printed versions are available from school districts upon request.

YEAR	ABSOLUTE RATING	GROWTH RATING	PALMETTO GOLD AND SILVER AWARD		AYP STATUS	NCLB IMPROVEMENT STATUS
			General Performance	Closing the Gap		
2011	At-Risk	At-Risk	TBD	TBD	Not Met	R
2010	At-Risk	Below Average	N/A	N/A	Not Met	R
2009	Below Average	Average	N/A	N/A	Not Met	R

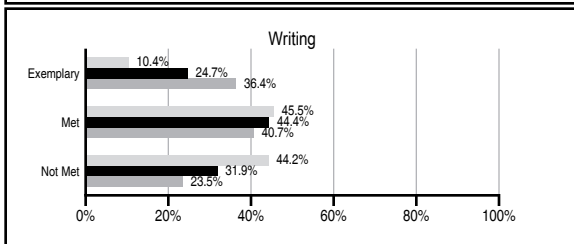
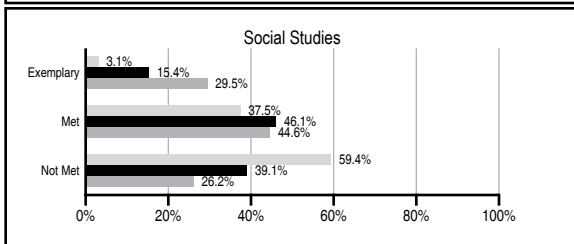
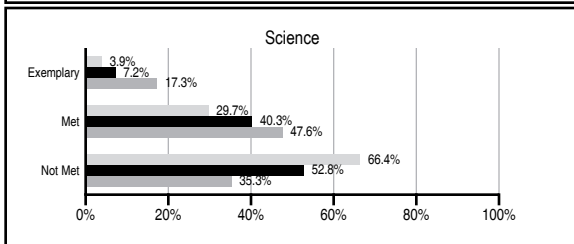
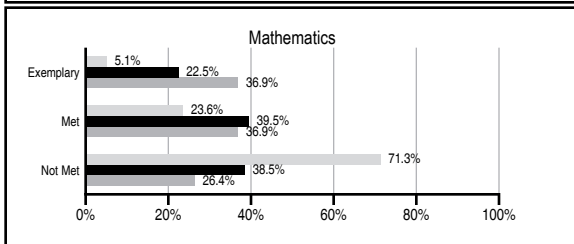
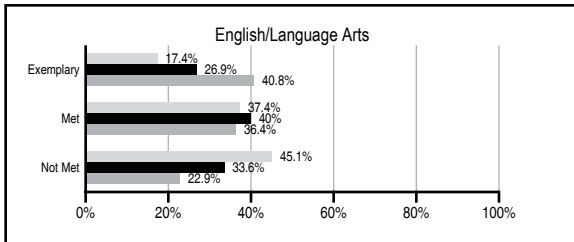
ABSOLUTE RATINGS OF ELEMENTARY SCHOOLS WITH STUDENTS LIKE OURS*

EXCELLENT	GOOD	AVERAGE	BELOW AVERAGE	AT-RISK
2	8	96	53	23

* Ratings are calculated with data available by 11/09/2011. Schools with Students Like Ours are Elementary Schools with Poverty Indices of no more than 5% above or below the index for this school.

PASS PERFORMANCE

Our School
 Elementary Schools with Students Like Ours
 Elementary schools statewide



NAEP PERFORMANCE*

* Performance reported for SC and nation, data not available at school level. Percentages at NAEP Achievement Levels.



SC PERFORMANCE VISION

By 2020 all students will graduate with the knowledge and skills necessary to compete successfully in the global economy, participate in a democratic society and contribute positively as members of families and communities.

Abbreviations Key

N/A Not Applicable N/AV Not Available N/C Not Collected N/R Not Reported I/S Insufficient Sample TBD To be determined

NI Newly Identified CSI Continuing School Improvement CA Corrective Action RP Plan to Restructure R Restructure DELAY School Improvement Status HOLD School Improvement Status

HOLLY HILL ELEMENTARY [Orangeburg 3]

SCHOOL PROFILE

	Our School	Change from Last Year	Elementary Schools with Students Like Ours	Median Elementary School
Students (n=531)				
Retention rate	0.4%	Down from 0.9%	1.5%	1.1%
Attendance rate	94.3%	Up from 93.5%	96.1%	96.2%
Served by gifted and talented program	1.0%	Down from 1.2%	5.6%	13.4%
With disabilities other than speech	3.5%	Down from 9.3%	4.3%	4.1%
Older than usual for grade	0.6%	Down from 1.8%	0.6%	0.3%
Out-of-school suspensions or expulsions for violent and/or criminal offenses	0.2%	No Change	0.0%	0.0%
Teachers (n=36)				
Teachers with advanced degrees	52.8%	Up from 48.6%	61.5%	62.5%
Continuing contract teachers	86.1%	Up from 85.7%	82.6%	88.2%
Teachers returning from previous year	93.7%	Down from 94.4%	84.8%	87.8%
Teacher attendance rate	89.6%	Down from 89.7%	95.1%	95.2%
Average teacher salary*	\$45,770	Down 3.2%	\$44,958	\$46,773
Classes not taught by highly qualified teachers	0.0%	No Change	0.0%	0.0%
Professional development days/teacher	14.5 days	Up from 10.7 days	10.6 days	10.5 days
School				
Principal's years at school	9.0	Up from 8.0	3.5	4.0
Student-teacher ratio in core subjects	21.0 to 1	Up from 19.2 to 1	17.6 to 1	19.9 to 1
Prime instructional time	83.0%	Up from 82.2%	90.3%	90.4%
Opportunities in the arts	Good	No Change	Good	Good
SACS accreditation	Yes	No Change	Yes	Yes
Parents attending conferences	100.0%	Up from 97.2%	100.0%	100.0%
Character development program	Good	Down from Excellent	Excellent	Excellent
Dollars spent per pupil**	\$8,078	Down 7.5%	\$8,359	\$7,447
Percent of expenditures for instruction**	67.9%	Up from 65.5%	67.9%	68.4%
Percent of expenditures for teacher salaries**	65.5%	Up from 62.1%	64.2%	65.8%
% of AYP objectives met	53.8%	Down from 76.5%	76.9%	90.5%

* Length of contract = 185+ days.

** Prior year audited financial data available.

EVALUATION RESULTS

	Teachers	Students*	Parents*
Number of surveys returned	31	67	39
Percent satisfied with learning environment	83.3%	83.3%	74.3%
Percent satisfied with social and physical environment	87.1%	74.6%	77.8%
Percent satisfied with school-home relations	60.0%	75.8%	80.6%

*Only students at the highest elementary school grade level at this school and their parents were included.

REPORT OF PRINCIPAL AND SCHOOL IMPROVEMENT COUNCIL

The Holly Hill Elementary School community of learners continues to focus on student growth and achievement. Our school motto of "Putting Children First" drives our decision making process. Strong parental support is evolving into positive parental involvement. Our Parent Liaison continues to strengthen home/school/community relationships.

Providing quality instruction to all students everyday to increase achievement remains our primary goal. Our main focus continues to be Reading and Mathematics. The faculty and staff actively participate in ongoing quality professional development activities. The use of technology enhances the delivery of research-proven instructional strategies.

Our rural location limits our students' access to academic and cultural experiences outside of school. Therefore, every effort is made to ensure that our children participate in a variety of activities before, during and after school, both on and off campus.

Many parents take advantage of the numerous opportunities for them to plan, attend, and participate in school functions throughout the school year. Parents are encouraged to visit school often to conference with teachers. They contribute valuable ideas as plans for school improvement and student success are developed and revised.

During the 2010-2011 school year, approximately 45% of our students in grades 1-5 were recognized for academic achievements at award programs. Thirteen fifth grade students were inducted into The National Junior Beta Club, with five students earning awards at the Winter Competition held in Myrtle Beach. The Kiwanis Club of Santee recognized 34% of students with Terrific Kids Awards. Four class projects earned honors in the District Science Fair. Six fifth grade students participated in the Regional Science Fair. One fifth grader was recognized by Orangeburg County for outstanding character. One hundred twenty-five (125) students participated in the 21st Century Boys and Girls Club. Our students read 15,365 Accelerated Reader books, an increase of 2,065 over the previous school year. Our students continue to be involved in numerous altruistic and service learning projects.

The HHE learning community is confident that if we stay the course our students will exceed our expectations and successfully meet the challenges of our ever-changing society.

Carol Szorosy, Principal
Telissa Mack, SIC Co-Chair
Kristi Ott, SIC Co-Chair

Comprehensive detail, including definitions of ratings, performance criteria, and explanations of status, is available on www.ed.sc.gov and www.eoc.sc.gov as well as school and school district websites.

Printed versions are available from school districts upon request.

Abbreviations Key

N/A Not Applicable N/AV Not Available N/C Not Collected N/R Not Reported I/S Insufficient Sample TBD To be determined
NI Newly Identified CSI Continuing School Improvement CA Corrective Action RP Plan to Restructure R Restructure DELAY School Improvement Status HOLD School Improvement Status