



# SC Annual School Report Card Summary

OAKWAY INTERMEDIATE  
Oconee

Grades: 4-5

Enrollment: 201

Principal: Ann Douglas

Superintendent: Mike Lucas

Board Chair: Andy Inabinet

## PERFORMANCE

Comprehensive detail, including definitions of ratings, performance criteria, and explanations of status, is available on [www.ed.sc.gov](http://www.ed.sc.gov) and [www.eoc.sc.gov](http://www.eoc.sc.gov) as well as school and school district websites. Printed versions are available from school districts upon request.

YEAR	ABSOLUTE RATING	GROWTH RATING	PALMETTO GOLD AND SILVER AWARD		AYP STATUS	NCLB IMPROVEMENT STATUS
			General Performance	Closing the Gap		
2011	Average	Average	TBD	TBD	Met	N/A
2010	Average	Average	N/A	N/A	Met	N/A
2009	Good	Excellent	Gold	Silver	Met	N/A

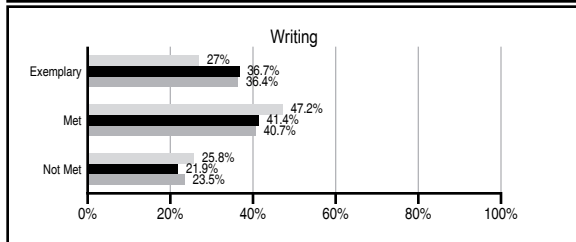
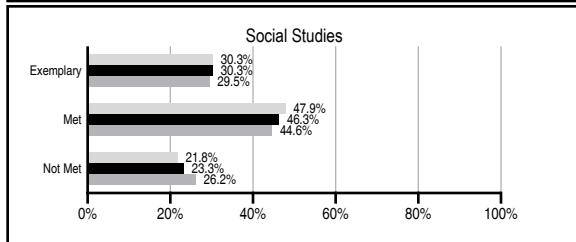
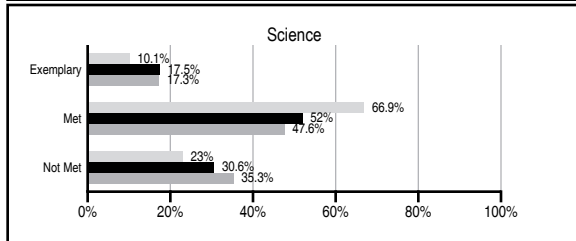
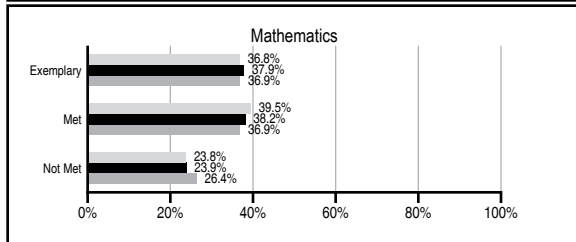
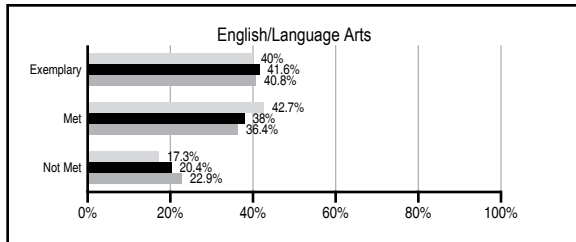
## ABSOLUTE RATINGS OF ELEMENTARY SCHOOLS WITH STUDENTS LIKE OURS\*

EXCELLENT	GOOD	AVERAGE	BELOW AVERAGE	AT-RISK
21	35	59	1	0

\* Ratings are calculated with data available by 11/09/2011. Schools with Students Like Ours are Elementary Schools with Poverty Indices of no more than 5% above or below the index for this school.

## PASS PERFORMANCE

Our School
  Elementary Schools with Students Like Ours
  Elementary schools statewide



## NAEP PERFORMANCE\*

\* Performance reported for SC and nation, data not available at school level. Percentages at NAEP Achievement Levels.



## SC PERFORMANCE VISION

*By 2020 all students will graduate with the knowledge and skills necessary to compete successfully in the global economy, participate in a democratic society and contribute positively as members of families and communities.*

### Abbreviations Key

N/A Not Applicable N/AV Not Available N/C Not Collected N/R Not Reported I/S Insufficient Sample TBD To be determined

NI Newly Identified CSI Continuing School Improvement CA Corrective Action RP Plan to Restructure R Restructure DELAY School Improvement Status HOLD School Improvement Status

# OAKWAY INTERMEDIATE [Oconee]

## SCHOOL PROFILE

	Our School	Change from Last Year	Elementary Schools with Students Like Ours	Median Elementary School
<b>Students (n=201)</b>				
Retention rate	0.5%	Up from 0.0%	1.3%	1.1%
Attendance rate	96.5%	Up from 96.2%	96.1%	96.2%
Served by gifted and talented program	20.0%	Up from 13.8%	14.3%	13.4%
With disabilities other than speech	12.3%	Down from 17.0%	4.7%	4.1%
Older than usual for grade	3.0%	Up from 2.3%	0.2%	0.3%
Out-of-school suspensions or expulsions for violent and/or criminal offenses	0.0%	No Change	0.0%	0.0%
<b>Teachers (n=16)</b>				
Teachers with advanced degrees	50.0%	Up from 43.8%	61.1%	62.5%
Continuing contract teachers	87.5%	Up from 75.0%	90.0%	88.2%
Teachers returning from previous year	76.9%	N/A	88.3%	87.8%
Teacher attendance rate	94.3%	Down from 98.3%	95.2%	95.2%
Average teacher salary*	\$42,275	Up 0.4%	\$46,512	\$46,773
Classes not taught by highly qualified teachers	0.0%	No Change	0.0%	0.0%
Professional development days/teacher	14.3 days	Up from 13.8 days	10.5 days	10.5 days
<b>School</b>				
Principal's years at school	1.0	No Change	4.5	4.0
Student-teacher ratio in core subjects	19.1 to 1	Up from 18.4 to 1	20.1 to 1	19.9 to 1
Prime instructional time	88.7%	Down from 93.7%	90.4%	90.4%
Opportunities in the arts	Good	No Change	Good	Good
SACS accreditation	Yes	No Change	Yes	Yes
Parents attending conferences	98.6%	Down from 99.9%	100.0%	100.0%
Character development program	Good	No Change	Excellent	Excellent
Dollars spent per pupil**	\$8,705	Up 1.5%	\$7,141	\$7,447
Percent of expenditures for instruction**	54.2%	No Change	68.4%	68.4%
Percent of expenditures for teacher salaries**	52.2%	Up from 51.9%	65.4%	65.8%
% of AYP objectives met	100.0%	No Change	93.5%	90.5%

\* Length of contract = 185+ days.

\*\* Prior year audited financial data available.

## EVALUATION RESULTS

	Teachers	Students*	Parents*
Number of surveys returned	17	91	46
Percent satisfied with learning environment	94.1%	84.6%	90.7%
Percent satisfied with social and physical environment	100.0%	81.1%	86.7%
Percent satisfied with school-home relations	94.1%	83.5%	88.9%

\*Only students at the highest elementary school grade level at this school and their parents were included.

## REPORT OF PRINCIPAL AND SCHOOL IMPROVEMENT COUNCIL

Oakway Intermediate School is committed to fostering academic excellence in a secure and supportive environment, while encouraging personal responsibility, respect for others, and community involvement. Our school family is dedicated to providing quality school programs and best practices for all students. Our teachers strive to engage each student in relevant and challenging learning opportunities within an inviting, safe, and nurturing environment. Through this dedication, Oakway Intermediate School was able to meet AYP.

Oakway Intermediate serves 198 students in grades 4 and 5. The uniqueness of being an intermediate school allows us to focus our environment, activities and programs on this age student. Our Positive Behavioral Interventions and Support (PBIS) program allows for establishing expectations and providing incentives. The PBIS matrix focuses on reinforcing student positive behaviors of Respect, Organization, Cooperation, Knowledge, and Self-control (R.O.C.K.S.).

Teachers implement technology in their daily instruction. Technology has been expanded so that classrooms have a variety of instructional technology. Teachers each have a webpage established for their classes to help with communication between home and school.

Teachers are committed to student growth and achievement. Using all data available, an in-depth analysis of each individual student's strengths, weaknesses and performance is carried out. This study provides information to help improve instruction based on student needs for the purpose of increased student learning.

Professional development of teachers is ongoing as we strive to keep teachers involved with the latest research based learning. This year, professional development was offered in the areas of Strategic Instruction Models, data analysis, formative assessment, Math notebooking, as well as, reading and math instruction.

Oakway students engage in a multitude of academic activities correlated to the core curriculum. Students continue to demonstrate excellence in the School Science Fair, the School Spelling Bee, the State Superintendent's Writing Contest, Tornado Safety Poster Contest, Art Exhibits, Choral concerts, and Character Education programs. High expectations remain a commitment at Oakway Intermediate School. Our goal is for every student to thrive academically, socially, and emotionally while developing the assets necessary to become reflective, productive and responsible citizens.

Ann Douglas, Principal  
Toni Massey, SIC Chair

Comprehensive detail, including definitions of ratings, performance criteria, and explanations of status, is available on [www.ed.sc.gov](http://www.ed.sc.gov) and [www.eoc.sc.gov](http://www.eoc.sc.gov) as well as school and school district websites.

Printed versions are available from school districts upon request.

### Abbreviations Key

N/A Not Applicable N/AV Not Available N/C Not Collected N/R Not Reported I/S Insufficient Sample TBD To be determined

NI Newly Identified CSI Continuing School Improvement CA Corrective Action RP Plan to Restructure R Restructure DELAY School Improvement Status HOLD School Improvement Status