



SC Annual School Report Card Summary

WESTMINSTER ELEMENTARY

Oconee

Grades: PK-5

Enrollment: 459

Principal: Angela Henderson

Superintendent: Mike Lucas

Board Chair: Andy Inabinet

PERFORMANCE

Comprehensive detail, including definitions of ratings, performance criteria, and explanations of status, is available on www.ed.sc.gov and www.eoc.sc.gov as well as school and school district websites. Printed versions are available from school districts upon request.

YEAR	ABSOLUTE RATING	GROWTH RATING	PALMETTO GOLD AND SILVER AWARD		AYP STATUS	NCLB IMPROVEMENT STATUS
			General Performance	Closing the Gap		
2011	Average	Good	TBD	TBD	Not Met	N/A
2010	Average	Good	Silver	N/A	Met	N/A
2009	Average	Good	Silver	Silver	Met	N/A

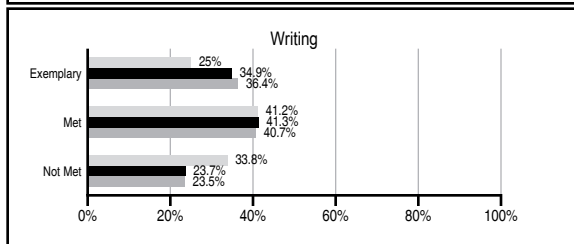
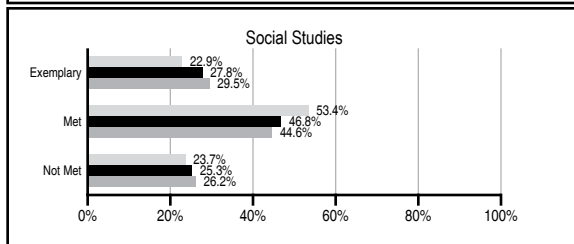
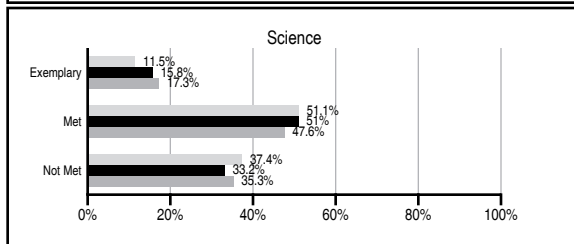
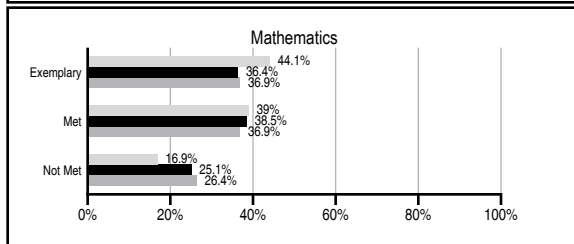
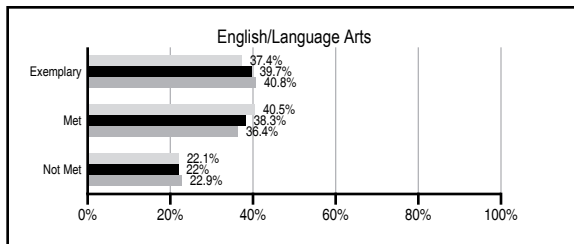
ABSOLUTE RATINGS OF ELEMENTARY SCHOOLS WITH STUDENTS LIKE OURS*

EXCELLENT	GOOD	AVERAGE	BELOW AVERAGE	AT-RISK
15	34	70	4	0

* Ratings are calculated with data available by 11/09/2011. Schools with Students Like Ours are Elementary Schools with Poverty Indices of no more than 5% above or below the index for this school.


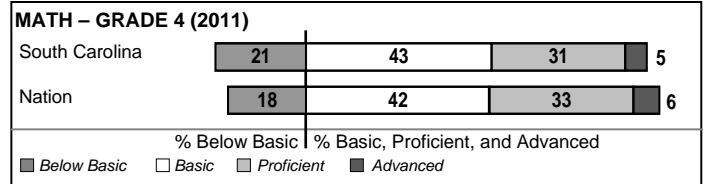
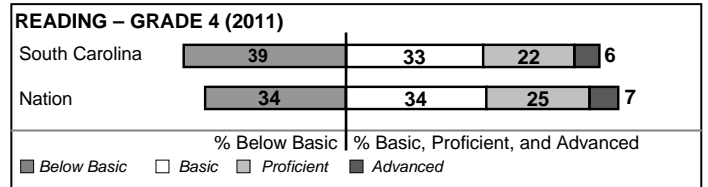
PASS PERFORMANCE

Our School
 Elementary Schools with Students Like Ours
 Elementary schools statewide



NAEP PERFORMANCE*

* Performance reported for SC and nation, data not available at school level. Percentages at NAEP Achievement Levels.



SC PERFORMANCE VISION

By 2020 all students will graduate with the knowledge and skills necessary to compete successfully in the global economy, participate in a democratic society and contribute positively as members of families and communities.

Abbreviations Key

N/A Not Applicable N/AV Not Available N/C Not Collected N/R Not Reported I/S Insufficient Sample TBD To be determined

NI Newly Identified CSI Continuing School Improvement CA Corrective Action RP Plan to Restructure R Restructure DELAY School Improvement Status HOLD School Improvement Status

WESTMINSTER ELEMENTARY [Oconee]

SCHOOL PROFILE

	Our School	Change from Last Year	Elementary Schools with Students Like Ours	Median Elementary School
Students (n=459)				
Retention rate	0.5%	Down from 1.4%	1.1%	1.1%
Attendance rate	96.4%	Up from 95.6%	96.0%	96.2%
Served by gifted and talented program	9.4%	Up from 7.8%	13.4%	13.4%
With disabilities other than speech	7.4%	Down from 10.2%	5.2%	4.1%
Older than usual for grade	0.2%	Down from 0.3%	0.3%	0.3%
Out-of-school suspensions or expulsions for violent and/or criminal offenses	0.4%	Down from 0.7%	0.0%	0.0%
Teachers (n=39)				
Teachers with advanced degrees	48.7%	Down from 55.3%	60.5%	62.5%
Continuing contract teachers	84.6%	Up from 84.2%	90.6%	88.2%
Teachers returning from previous year	94.8%	Up from 92.2%	88.3%	87.8%
Teacher attendance rate	94.4%	Down from 95.9%	95.0%	95.2%
Average teacher salary*	\$44,770	Up 0.0%	\$46,628	\$46,773
Classes not taught by highly qualified teachers	0.0%	No Change	0.0%	0.0%
Professional development days/teacher	10.9 days	Down from 18.1 days	10.5 days	10.5 days
School				
Principal's years at school	13.0	No Change	4.0	4.0
Student-teacher ratio in core subjects	17.6 to 1	Up from 15.1 to 1	19.9 to 1	19.9 to 1
Prime instructional time	89.3%	Down from 90.2%	90.2%	90.4%
Opportunities in the arts	Excellent	Up from Good	Good	Good
SACS accreditation	Yes	No Change	Yes	Yes
Parents attending conferences	100.0%	No Change	100.0%	100.0%
Character development program	Excellent	No Change	Excellent	Excellent
Dollars spent per pupil**	\$8,915	Up 7.9%	\$7,213	\$7,447
Percent of expenditures for instruction**	67.9%	Up from 64.4%	68.1%	68.4%
Percent of expenditures for teacher salaries**	65.6%	Up from 62.8%	65.9%	65.8%
% of AYP objectives met	88.2%	Down from 100.0%	92.3%	90.5%

* Length of contract = 185+ days.

** Prior year audited financial data available.

EVALUATION RESULTS

	Teachers	Students*	Parents*
Number of surveys returned	44	69	39
Percent satisfied with learning environment	95.5%	82.6%	92.1%
Percent satisfied with social and physical environment	97.7%	82.6%	92.3%
Percent satisfied with school-home relations	88.6%	84.1%	91.9%

*Only students at the highest elementary school grade level at this school and their parents were included.

REPORT OF PRINCIPAL AND SCHOOL IMPROVEMENT COUNCIL

Westminster Elementary School's (WES) 2010-2011 goals focused in on maintaining our student's awareness of how quality, pride, effort and ownership in the learning will carry over to academic success. Raising the academic bar began with a school wide commitment by our teachers and staff to utilizing every instructional minute and creating classrooms where students were engaged in the learning 100% of the time. Our teachers and students participated in academic goal setting sessions where current data and expected learning outcomes helped shape their personal goals in each content area.

Our Math and ELA Coaches emphasized the need for our teachers to collaborate, share and utilize the best instructional practices that lead to increased student achievement. Every other Tuesday, our coaches and teachers used their daily planning time to engage in professional dialogue. Topics such as formative assessment, differentiating math and reading instruction, data analysis, enhanced writing design and integrating content areas were discussed and implemented across all grade levels.

Students were given tools and strategies that helped them solve problems and think about alternate solutions to a variety of challenges. New methods in writing instruction opened the door for enhanced application of vocabulary and terminology into our students writing assignments. Individual and small group instruction was provided by an additional certified teacher at each grade level. A dramatic difference in the quality of student math and reading performance was noted by midyear by our MAP data scores and in writing through our individual rubric analysis.

WES was honored to receive the SC Palmetto Silver Award (academic improvement), the SC Safe Schools Award, the PBIS "Exemplar" award (Highest) and \$12,000 in Ed. Foundation Grant Awards.

Our goals for 2011-2012 will center on our continued efforts to equip our students to become critical thinkers and proficient problem solvers across all grade levels. Our teachers will also focus in on expanding the writing proficiencies of all our students and expand their reading and math competencies by enhancing the quality of the individual student conferences.

With the help of our parents, and community stakeholders we can positively impact student learning and moreover, help lead our young students to a passion for learning.

Submitted by: N. Michael McLeod

Comprehensive detail, including definitions of ratings, performance criteria, and explanations of status, is available on www.ed.sc.gov and www.eoc.sc.gov as well as school and school district websites.

Printed versions are available from school districts upon request.

Abbreviations Key

N/A Not Applicable N/AV Not Available N/C Not Collected N/R Not Reported I/S Insufficient Sample TBD To be determined

NI Newly Identified CSI Continuing School Improvement CA Corrective Action RP Plan to Restructure R Restructure DELAY School Improvement Status HOLD School Improvement Status