



# SC Annual School Report Card Summary

**WALHALLA ELEMENTARY**  
**Oconee**  
**Grades: K-5**  
**Principal: Steve Harvey**  
**Superintendent: Mike Lucas**  
**Board Chair: Andy Inabinet**

**Enrollment: 552**

## PERFORMANCE

Comprehensive detail, including definitions of ratings, performance criteria, and explanations of status, is available on [www.ed.sc.gov](http://www.ed.sc.gov) and [www.eoc.sc.gov](http://www.eoc.sc.gov) as well as school and school district websites. Printed versions are available from school districts upon request.

YEAR	ABSOLUTE RATING	GROWTH RATING	PALMETTO GOLD AND SILVER AWARD		AYP STATUS	NCLB IMPROVEMENT STATUS
			General Performance	Closing the Gap		
2011	Excellent	Excellent	TBD	TBD	Met	N/A
2010	Excellent	Excellent	Gold	Silver	Met	N/A
2009	Good	Excellent	Gold	Silver	Met	N/A

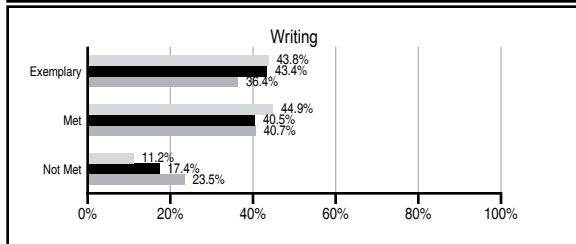
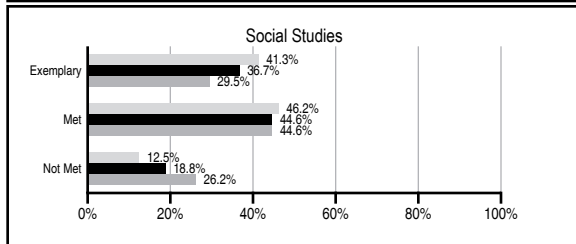
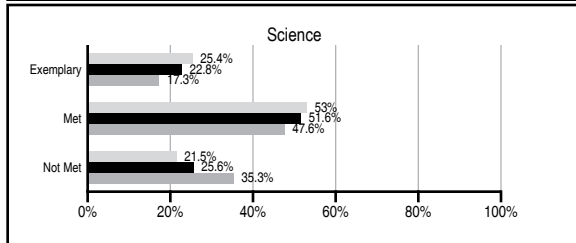
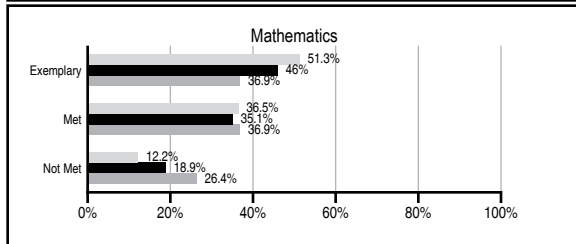
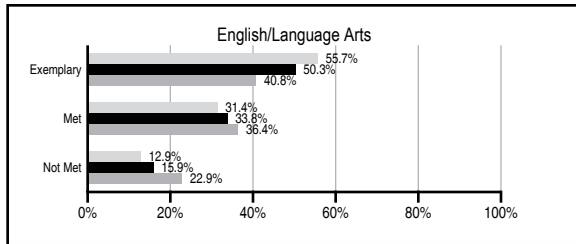
## ABSOLUTE RATINGS OF ELEMENTARY SCHOOLS WITH STUDENTS LIKE OURS\*

EXCELLENT	GOOD	AVERAGE	BELOW AVERAGE	AT-RISK
29	32	7	0	0

\* Ratings are calculated with data available by 11/09/2011. Schools with Students Like Ours are Elementary Schools with Poverty Indices of no more than 5% above or below the index for this school.



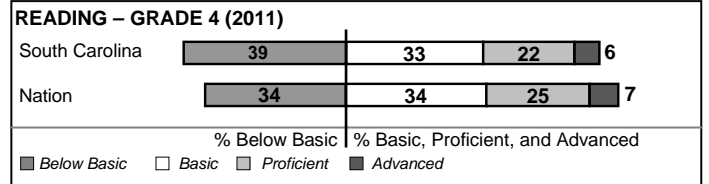
## PASS PERFORMANCE

Our School
  Elementary Schools with Students Like Ours
  Elementary schools statewide



## NAEP PERFORMANCE\*

\* Performance reported for SC and nation, data not available at school level. Percentages at NAEP Achievement Levels.



## SC PERFORMANCE VISION

*By 2020 all students will graduate with the knowledge and skills necessary to compete successfully in the global economy, participate in a democratic society and contribute positively as members of families and communities.*

### Abbreviations Key

N/A Not Applicable N/AV Not Available N/C Not Collected N/R Not Reported I/S Insufficient Sample TBD To be determined

NI Newly Identified CSI Continuing School Improvement CA Corrective Action RP Plan to Restructure R Restructure DELAY School Improvement Status HOLD School Improvement Status

# WALHALLA ELEMENTARY [Oconee]

## SCHOOL PROFILE

	Our School	Change from Last Year	Elementary Schools with Students Like Ours	Median Elementary School
<b>Students (n=552)</b>				
Retention rate	1.1%	Up from 0.9%	0.9%	1.1%
Attendance rate	96.8%	Up from 96.6%	96.3%	96.2%
Served by gifted and talented program	28.5%	Up from 21.3%	20.2%	13.4%
With disabilities other than speech	2.3%	Down from 4.1%	3.2%	4.1%
Older than usual for grade	0.0%	No Change	0.2%	0.3%
Out-of-school suspensions or expulsions for violent and/or criminal offenses	0.0%	No Change	0.0%	0.0%
<b>Teachers (n=38)</b>				
Teachers with advanced degrees	63.2%	Up from 61.5%	65.7%	62.5%
Continuing contract teachers	97.4%	Up from 94.9%	89.9%	88.2%
Teachers returning from previous year	93.4%	Up from 92.9%	90.3%	87.8%
Teacher attendance rate	94.0%	Down from 97.9%	94.9%	95.2%
Average teacher salary*	\$48,633	Up 2.8%	\$48,231	\$46,773
Classes not taught by highly qualified teachers	0.0%	No Change	0.0%	0.0%
Professional development days/teacher	14.4 days	Up from 12.3 days	11.0 days	10.5 days
<b>School</b>				
Principal's years at school	9.0	Up from 8.0	4.5	4.0
Student-teacher ratio in core subjects	21.0 to 1	Up from 20.1 to 1	20.7 to 1	19.9 to 1
Prime instructional time	89.8%	Down from 94.0%	90.3%	90.4%
Opportunities in the arts	Good	No Change	Good	Good
SACS accreditation	Yes	No Change	Yes	Yes
Parents attending conferences	98.4%	Down from 99.8%	100.0%	100.0%
Character development program	Excellent	No Change	Excellent	Excellent
Dollars spent per pupil**	\$7,532	Down 4.5%	\$6,881	\$7,447
Percent of expenditures for instruction**	69.1%	Up from 65.9%	69.3%	68.4%
Percent of expenditures for teacher salaries**	67.0%	Up from 63.9%	67.0%	65.8%
% of AYP objectives met	100.0%	No Change	94.1%	90.5%

\* Length of contract = 185+ days.

\*\* Prior year audited financial data available.

## EVALUATION RESULTS

	Teachers	Students*	Parents*
Number of surveys returned	40	65	39
Percent satisfied with learning environment	100.0%	86.2%	94.6%
Percent satisfied with social and physical environment	100.0%	89.2%	97.3%
Percent satisfied with school-home relations	100.0%	88.9%	94.6%

\*Only students at the highest elementary school grade level at this school and their parents were included.

Comprehensive detail, including definitions of ratings, performance criteria, and explanations of status, is available on [www.ed.sc.gov](http://www.ed.sc.gov) and [www.eoc.sc.gov](http://www.eoc.sc.gov) as well as school and school district websites.

Printed versions are available from school districts upon request.

## REPORT OF PRINCIPAL AND SCHOOL IMPROVEMENT COUNCIL

Walhalla Elementary School is a K-5th grade school that serves 546 students. The mission of Walhalla Elementary School, in cooperation with the home and community, is to develop confident, responsible, productive lifelong learners, by providing a total educational experience in a positive environment. We are very excited about the accomplishments of our students and staff during the 2010-2011 school year and we continue to look for ways to improve. Our school met Adequate Yearly Progress (AYP) and we received the SC State Department of Education Palmetto Silver Award for improving test scores in a historically underachieving group and the Palmetto Gold Award for our overall test scores. We also had Excellent Absolute and Improvement ratings on our School Report Card.

Through the continued analysis of our state testing results, our classroom assessment information and Measuring Academic Progress (MAP) data, we are able to reflect upon our instructional strategies, assessments and programs. This analysis, along with our MAP scores consistently meeting and exceeding the district, state and national averages, helps ensure that we are individualizing instruction as much as possible for our students. Staff development continues to be a key component in our success. Our teachers received training in various areas in order to help meet the ever-changing needs of our students. Our school focus for staff development during the 2010-2011 school year was on writing.

Our students have opportunities above and beyond the regular school day. Our math and English/Language Arts (ELA) labs are open before and after school. Students in grades 4 and 5 can also participate in our Art Squad, Science Club and Chorus. Our Parent, Teacher, Student Team (PTST) and our School Improvement Council (SIC) continue to play important parts in our success. Donations from the PTST helped us purchase an agenda for each student in grades 3, 4 and 5, classroom instructional supplies and many other important items. The PTST also sponsored a Thanksgiving dinner, a Spring Carnival and our Teacher Appreciation Week activities. Our SIC sponsored our Season's Readings program, Math and Science Night and our 7th annual Family Fun Run to promote physical fitness. We also hosted several ESOL Food and Family Nights for our families. Chick-fil-a of Seneca is our business partner for character education and monthly spirit nights and many other local businesses were supportive of our school.

Walhalla Elementary students, staff and families continue to have opportunities to participate in service projects. Our Relay for Life team raised money for the American Cancer Society. Our students participated in Jump Rope for Heart to raise money for the American Heart Association. Our school sponsored two children for the Make a Wish Foundation and participated in a canned food drive for a local food bank.

As you can see, Walhalla Elementary School has numerous accomplishments to be proud of. These accomplishments are only possible because of the dedication of our staff, students and families. We will continue to work together to ensure that Walhalla Elementary School is a place Where Everyone is a Star.

Steve Hanvey, Principal

Jessica Duke, SIC Chairperson

### Abbreviations Key

N/A Not Applicable N/AV Not Available N/C Not Collected N/R Not Reported I/S Insufficient Sample TBD To be determined

NI Newly Identified CSI Continuing School Improvement CA Corrective Action RP Plan to Restructure R Restructure DELAY School Improvement Status HOLD School Improvement Status