



# SC Annual School Report Card Summary

**RAVENEL ELEMENTARY**  
**Oconee**  
**Grades: K-5**      **Enrollment: 542**  
**Principal: Tommy Bolger**  
**Superintendent: Mike Lucas**  
**Board Chair: Andy Inabinet**

## PERFORMANCE

Comprehensive detail, including definitions of ratings, performance criteria, and explanations of status, is available on [www.ed.sc.gov](http://www.ed.sc.gov) and [www.eoc.sc.gov](http://www.eoc.sc.gov) as well as school and school district websites. Printed versions are available from school districts upon request.

YEAR	ABSOLUTE RATING	GROWTH RATING	PALMETTO GOLD AND SILVER AWARD		AYP STATUS	NCLB IMPROVEMENT STATUS
			General Performance	Closing the Gap		
2011	Good	Good	TBD	TBD	Not Met	N/A
2010	Excellent	Good	Gold	Silver	Met	N/A
2009	Good	Average	N/A	N/A	Met	N/A

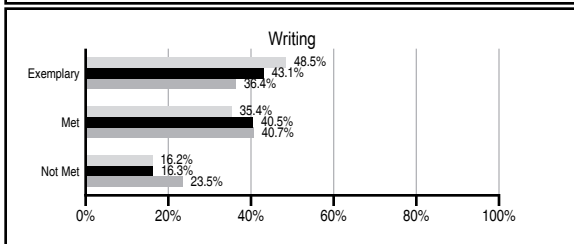
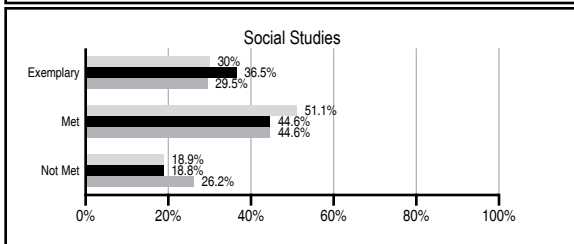
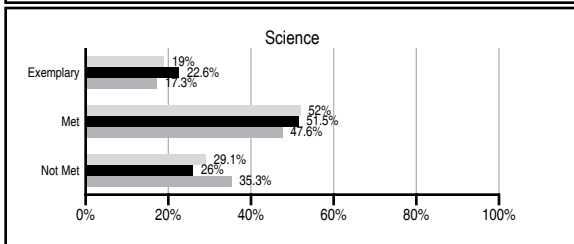
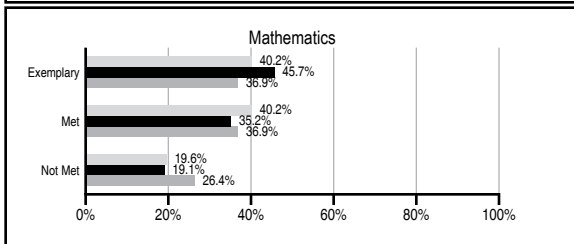
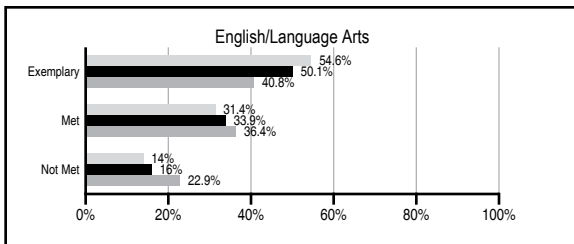
## ABSOLUTE RATINGS OF ELEMENTARY SCHOOLS WITH STUDENTS LIKE OURS\*

EXCELLENT	GOOD	AVERAGE	BELOW AVERAGE	AT-RISK
29	33	8	0	0

\* Ratings are calculated with data available by 11/09/2011. Schools with Students Like Ours are Elementary Schools with Poverty Indices of no more than 5% above or below the index for this school.

## PASS PERFORMANCE

Our School     
  Elementary Schools with Students Like Ours     
  Elementary schools statewide



## NAEP PERFORMANCE\*

\* Performance reported for SC and nation, data not available at school level. Percentages at NAEP Achievement Levels.



## SC PERFORMANCE VISION

*By 2020 all students will graduate with the knowledge and skills necessary to compete successfully in the global economy, participate in a democratic society and contribute positively as members of families and communities.*

### Abbreviations Key

N/A Not Applicable N/AV Not Available N/C Not Collected N/R Not Reported I/S Insufficient Sample TBD To be determined

NI Newly Identified CSI Continuing School Improvement CA Corrective Action RP Plan to Restructure R Restructure DELAY School Improvement Status HOLD School Improvement Status

# RAVENEL ELEMENTARY [Oconee]

## SCHOOL PROFILE

	Our School	Change from Last Year	Elementary Schools with Students Like Ours	Median Elementary School
<b>Students (n=542)</b>				
Retention rate	1.1%	Up from 0.9%	0.9%	1.1%
Attendance rate	96.8%	Up from 96.4%	96.3%	96.2%
Served by gifted and talented program	26.7%	Down from 30.0%	20.1%	13.4%
With disabilities other than speech	3.4%	Down from 6.6%	3.3%	4.1%
Older than usual for grade	0.0%	No Change	0.2%	0.3%
Out-of-school suspensions or expulsions for violent and/or criminal offenses	0.0%	No Change	0.0%	0.0%
<b>Teachers (n=37)</b>				
Teachers with advanced degrees	56.8%	Down from 57.9%	65.9%	62.5%
Continuing contract teachers	97.3%	Up from 92.1%	90.2%	88.2%
Teachers returning from previous year	93.1%	Up from 88.7%	90.3%	87.8%
Teacher attendance rate	94.5%	Down from 97.6%	94.9%	95.2%
Average teacher salary*	\$46,349	Up 0.2%	\$48,447	\$46,773
Classes not taught by highly qualified teachers	0.0%	No Change	0.0%	0.0%
Professional development days/teacher	7.0 days	Up from 5.3 days	10.8 days	10.5 days
<b>School</b>				
Principal's years at school	5.0	Up from 4.0	5.0	4.0
Student-teacher ratio in core subjects	21.0 to 1	Up from 20.5 to 1	20.8 to 1	19.9 to 1
Prime instructional time	89.9%	Down from 93.7%	90.3%	90.4%
Opportunities in the arts	Good	No Change	Good	Good
SACS accreditation	Yes	No Change	Yes	Yes
Parents attending conferences	99.9%	Down from 100.0%	100.0%	100.0%
Character development program	Excellent	No Change	Excellent	Excellent
Dollars spent per pupil**	\$7,303	Up 0.6%	\$6,881	\$7,447
Percent of expenditures for instruction**	68.8%	Up from 67.1%	69.5%	68.4%
Percent of expenditures for teacher salaries**	66.6%	Up from 65.2%	67.0%	65.8%
% of AYP objectives met	88.2%	Down from 100.0%	94.1%	90.5%

\* Length of contract = 185+ days.

\*\* Prior year audited financial data available.

## EVALUATION RESULTS

	Teachers	Students*	Parents*
Number of surveys returned	35	75	52
Percent satisfied with learning environment	97.1%	97.3%	90.4%
Percent satisfied with social and physical environment	94.3%	96.0%	98.0%
Percent satisfied with school-home relations	100.0%	96.0%	86.3%

\*Only students at the highest elementary school grade level at this school and their parents were included.

Comprehensive detail, including definitions of ratings, performance criteria, and explanations of status, is available on [www.ed.sc.gov](http://www.ed.sc.gov) and [www.eoc.sc.gov](http://www.eoc.sc.gov) as well as school and school district websites.

Printed versions are available from school districts upon request.

## REPORT OF PRINCIPAL AND SCHOOL IMPROVEMENT COUNCIL

Ravenel Elementary School strives to "Reach Every Student" by utilizing best practices in the educational process. Ravenel serves 545 students in grades kindergarten through fifth grade. We want our students to become life-long learners who succeed in a competitive world despite any challenges they may face.

Ravenel Elementary's goal to "Reach Every Student" in the classroom is our main focus. Teachers use best practices such as differentiated instruction, balanced literacy, and formative assessment to engage students in the learning process. Teachers continually use data, such as MAP and PASS scores, to plan for and drive their instruction. We implemented PASS and MAP mentoring groups with our guidance counselor for students in second through fifth grade. During classroom visits, she discussed the students' scores on the PASS and MAP, helped them set realistic goals and offered strategies on how they could improve throughout the year. This year the School District of Oconee County has provided on-site training in the efficient and effective use of 100 Book Challenge. Through formative assessment and progress monitoring all students are encouraged to become successful independent readers. Academic assistance is provided through Early Reading Intervention (ERI), Intensive Reading Intervention (IRI), and Reading Recovery. School performance on PASS was honored with a Palmetto Gold Award and a Silver Award for closing the achievement gap.

The school climate continues to improve through the leadership of a revitalized Positive Behavior Intervention Support (PBIS) team. A school-wide system of expectations was developed and incentives were routinely provided through the use of "Cub Cash". School behavior data were reviewed monthly and support given to those students requiring a Behavior Intervention Plan. Five Ravenel teachers and one administrator received certification in Crisis Prevention Intervention. We were recognized as a Banner school for PBIS.

Our school works to reach not only every student, but also their families. We work very hard to make Ravenel a school where all are welcome and where the students look forward to each day of learning in a safe environment. This year an after-school program, Tiger Cub Academy (TCA), was initiated. This program successfully served eighty students and their families. We hosted Family Nights this year where students and families enjoyed building books, attending Book Fairs, seeing a real historic wax museum hosted by the fourth grade, and sharing a monthly free movie night with family members in the safe environment of the school cafeteria. We also encourage students to be physically active. We have an early morning walking program each day which is supervised by our two physical education teachers. Our third through fifth grade students take part in the Clemson Relays annually, and this year our fifth grade relay team came in first place. We have the county's biggest Jump Rope for Heart celebration in aid of the American Heart Association. The entire school and community enjoyed the 18th Artists on the Green where local artists and performers gather at Ravenel to demonstrate their skills. Our guidance counselor also organizes an annual Career Day where community members come and share their trade with the students. The school also raised funds for tsunami disaster relief in Japan, for local food banks, and always raises significant amounts for the American Cancer Society through Relay for Life.

The PTO and SIC are vital parts of our school and help Ravenel "Reach Every Student" with additional leadership and funds. PTO awarded several teacher grants to

### Abbreviations Key

N/A Not Applicable N/AV Not Available N/C Not Collected N/R Not Reported I/S Insufficient Sample TBD To be determined

NI Newly Identified CSI Continuing School Improvement CA Corrective Action RP Plan to Restructure R Restructure DELAY School Improvement Status HOLD School Improvement Status