



SC Annual School Report Card Summary

JAMES M. BROWN ELEMENTARY
Oconee
Grades: PK-5 Enrollment: 645
Principal: Michelle Grant
Superintendent: Mike Lucas
Board Chair: Andy Inabinet

PERFORMANCE

Comprehensive detail, including definitions of ratings, performance criteria, and explanations of status, is available on www.ed.sc.gov and www.eoc.sc.gov as well as school and school district websites. Printed versions are available from school districts upon request.

YEAR	ABSOLUTE RATING	GROWTH RATING	PALMETTO GOLD AND SILVER AWARD		AYP STATUS	NCLB IMPROVEMENT STATUS
			General Performance	Closing the Gap		
2011	Average	Average	TBD	TBD	Not Met	CSI-HOLD
2010	Average	Average	N/A	N/A	Not Met	CSI
2009	Average	Average	N/A	N/A	Not Met	NI

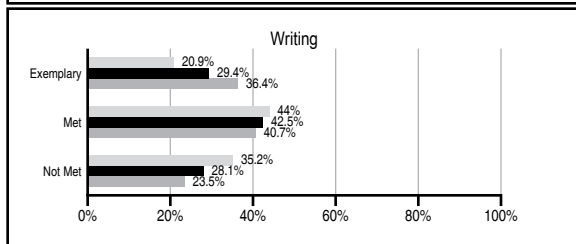
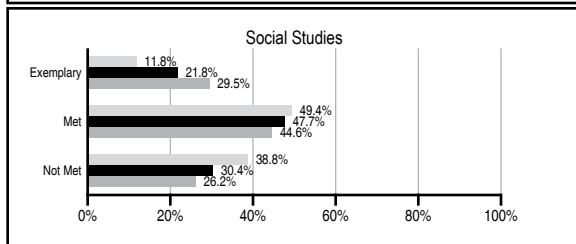
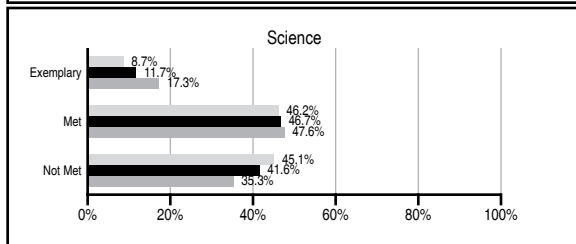
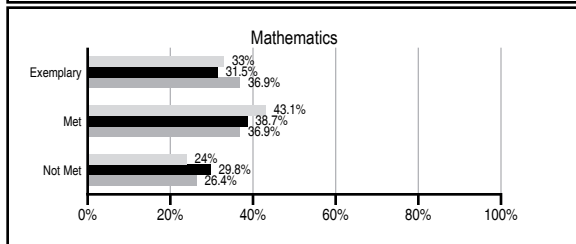
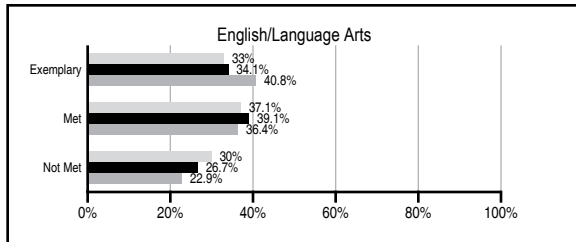
ABSOLUTE RATINGS OF ELEMENTARY SCHOOLS WITH STUDENTS LIKE OURS*

EXCELLENT	GOOD	AVERAGE	BELOW AVERAGE	AT-RISK
5	15	94	12	0

* Ratings are calculated with data available by 11/09/2011. Schools with Students Like Ours are Elementary Schools with Poverty Indices of no more than 5% above or below the index for this school.

PASS PERFORMANCE

Our School
 Elementary Schools with Students Like Ours
 Elementary schools statewide



NAEP PERFORMANCE*

* Performance reported for SC and nation, data not available at school level. Percentages at NAEP Achievement Levels.



SC PERFORMANCE VISION

By 2020 all students will graduate with the knowledge and skills necessary to compete successfully in the global economy, participate in a democratic society and contribute positively as members of families and communities.

Abbreviations Key

N/A Not Applicable N/AV Not Available N/C Not Collected N/R Not Reported I/S Insufficient Sample TBD To be determined

NI Newly Identified CSI Continuing School Improvement CA Corrective Action RP Plan to Restructure R Restructure DELAY School Improvement Status HOLD School Improvement Status

JAMES M. BROWN ELEMENTARY [Oconee]

SCHOOL PROFILE

	Our School	Change from Last Year	Elementary Schools with Students Like Ours	Median Elementary School
Students (n=645)				
Retention rate	1.7%	Up from 1.5%	1.4%	1.1%
Attendance rate	96.3%	Up from 95.7%	95.9%	96.2%
Served by gifted and talented program	11.4%	Up from 6.3%	9.9%	13.4%
With disabilities other than speech	4.2%	Down from 8.2%	4.7%	4.1%
Older than usual for grade	0.8%	No Change	0.4%	0.3%
Out-of-school suspensions or expulsions for violent and/or criminal offenses	0.0%	No Change	0.0%	0.0%
Teachers (n=55)				
Teachers with advanced degrees	52.7%	Up from 50.0%	59.6%	62.5%
Continuing contract teachers	89.1%	Up from 87.0%	88.4%	88.2%
Teachers returning from previous year	86.8%	Up from 85.2%	87.4%	87.8%
Teacher attendance rate	94.2%	Down from 96.1%	95.0%	95.2%
Average teacher salary*	\$44,481	Up 1.4%	\$46,409	\$46,773
Classes not taught by highly qualified teachers	0.0%	No Change	0.0%	0.0%
Professional development days/teacher	14.3 days	Up from 13.6 days	11.3 days	10.5 days
School				
Principal's years at school	3.0	Up from 2.0	4.0	4.0
Student-teacher ratio in core subjects	18.2 to 1	Down from 21.7 to 1	19.6 to 1	19.9 to 1
Prime instructional time	88.3%	Down from 90.6%	89.7%	90.4%
Opportunities in the arts	Good	No Change	Good	Good
SACS accreditation	Yes	No Change	Yes	Yes
Parents attending conferences	96.3%	Down from 100.0%	100.0%	100.0%
Character development program	Excellent	Up from Good	Excellent	Excellent
Dollars spent per pupil**	\$8,465	Down 1.3%	\$7,484	\$7,447
Percent of expenditures for instruction**	65.8%	Up from 64.8%	67.6%	68.4%
Percent of expenditures for teacher salaries**	63.8%	Up from 61.7%	64.6%	65.8%
% of AYP objectives met	88.0%	Down from 92.0%	88.2%	90.5%

* Length of contract = 185+ days.

** Prior year audited financial data available.

EVALUATION RESULTS

	Teachers	Students*	Parents*
Number of surveys returned	54	92	28
Percent satisfied with learning environment	92.6%	92.4%	92.6%
Percent satisfied with social and physical environment	92.6%	93.5%	85.7%
Percent satisfied with school-home relations	87.0%	96.7%	74.1%

*Only students at the highest elementary school grade level at this school and their parents were included.

REPORT OF PRINCIPAL AND SCHOOL IMPROVEMENT COUNCIL

James M. Brown Elementary, a Title I school, is proud of the achievements of our students and continually strive to seek and improve the best educational programs and techniques for our children. Our mission is to develop lifelong learners who are respectful, responsible, honest citizens by providing meaningful educational experiences for all students. Our dedicated faculty and staff work daily to meet the needs and to ensure successes of all our student.

JMB has been the recipient of numerous awards over the past several years. In addition to being named Carolina First Palmetto's Finest in 2001, JMB has been recognized as a South Carolina Honor Reading School and as a South Carolina Red Carpet School in 2001-2002 and again in 2006-2007.

At JMB, we are constantly researching for new methods and programs to give our students the greatest opportunities for educational success. JMB implemented a Reading Intervention Program in 2007-2008 to focus on meeting the needs of students who struggle with fluency and comprehension. We have been pleased with the results this program offers our students in reading. JMB implemented a Math Intervention Program in 2009-2010 to focus on meeting the needs of students who struggle with basic math facts (addition, subtraction, multiplication, and division), algorithms, and problem solving.

Test scores from PASS and MAP will be analyzed to determine areas of strengths and areas for improvement in Reading and Math. JMB did not meet AYP in the area of disabled math and ELA. We met 23 out of 25 objectives. In 2010-2011, JMB administered benchmark assessments in the area of math. Assessments were analyzed to determine areas of strengths and areas for improvement for math.

Our Parent Teacher Organization (PTO) and School Improvement Council (SIC)/Title I Committee continue to be active participants in JMB's successes. Donations from our PTO have allowed for purchases of rewards for our student incentive program, individual teacher or grade level request, and special events such as Donuts for Dads and Muffins for Mom. Our SIC/Title I Committee was actively involved with the Title I Plan by making recommendations and suggestions for continued school improvement.

Our continued improvement is attributed to a highly qualified and dedicated faculty, strong parent and community support, and innovative, researched-based programs. It is the goal of JMB to meet each child's needs and maximize their potential for success.

Michelle Grant, Principal
Karen Vissage/Gary Justus, School Improvement Council/Title I Committee Co-Chairs

Comprehensive detail, including definitions of ratings, performance criteria, and explanations of status, is available on www.ed.sc.gov and www.eoc.sc.gov as well as school and school district websites.

Printed versions are available from school districts upon request.

Abbreviations Key

N/A Not Applicable N/AV Not Available N/C Not Collected N/R Not Reported I/S Insufficient Sample TBD To be determined
NI Newly Identified CSI Continuing School Improvement CA Corrective Action RP Plan to Restructure R Restructure DELAY School Improvement Status HOLD School Improvement Status