



# SC Annual School Report Card Summary

**KEOWEE ELEMENTARY**  
**Oconee**  
**Grades: PK-5** Enrollment: 326  
**Principal: Michelle Craddock**  
**Superintendent: Mike Lucas**  
**Board Chair: Andy Inabinet**

## PERFORMANCE

Comprehensive detail, including definitions of ratings, performance criteria, and explanations of status, is available on [www.ed.sc.gov](http://www.ed.sc.gov) and [www.eoc.sc.gov](http://www.eoc.sc.gov) as well as school and school district websites. Printed versions are available from school districts upon request.

YEAR	ABSOLUTE RATING	GROWTH RATING	PALMETTO GOLD AND SILVER AWARD		AYP STATUS	NCLB IMPROVEMENT STATUS
			General Performance	Closing the Gap		
2011	Excellent	Excellent	TBD	TBD	Met	N/A
2010	Excellent	Excellent	Gold	N/A	Met	N/A
2009	Excellent	Excellent	Gold	Silver	Met	N/A

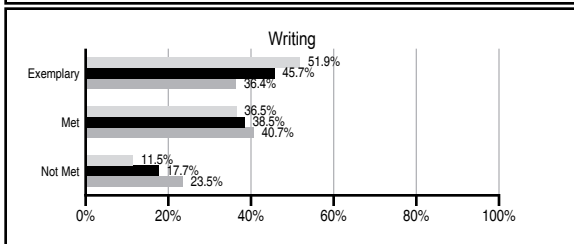
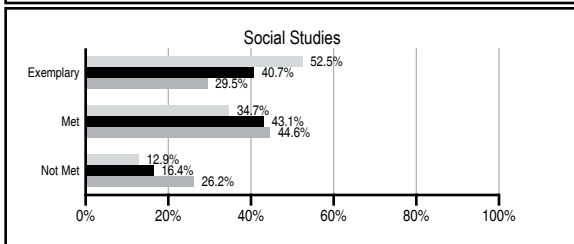
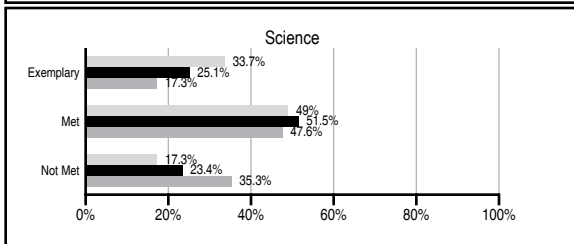
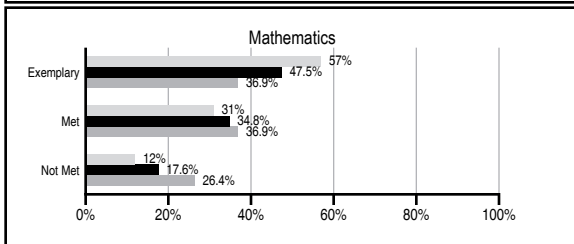
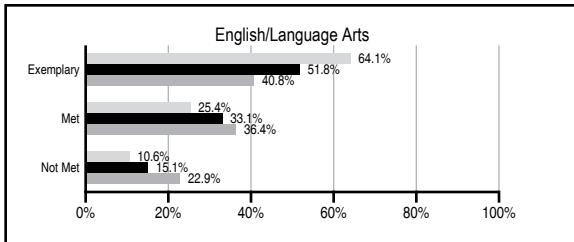
## ABSOLUTE RATINGS OF ELEMENTARY SCHOOLS WITH STUDENTS LIKE OURS\*

EXCELLENT	GOOD	AVERAGE	BELOW AVERAGE	AT-RISK
32	20	3	2	0

\* Ratings are calculated with data available by 11/09/2011. Schools with Students Like Ours are Elementary Schools with Poverty Indices of no more than 5% above or below the index for this school.

## PASS PERFORMANCE

Our School
  Elementary Schools with Students Like Ours
  Elementary schools statewide



## NAEP PERFORMANCE\*

\* Performance reported for SC and nation, data not available at school level. Percentages at NAEP Achievement Levels.



## SC PERFORMANCE VISION

*By 2020 all students will graduate with the knowledge and skills necessary to compete successfully in the global economy, participate in a democratic society and contribute positively as members of families and communities.*

### Abbreviations Key

N/A Not Applicable N/AV Not Available N/C Not Collected N/R Not Reported I/S Insufficient Sample TBD To be determined

NI Newly Identified CSI Continuing School Improvement CA Corrective Action RP Plan to Restructure R Restructure DELAY School Improvement Status HOLD School Improvement Status

# KEOWEE ELEMENTARY [Oconee]

## SCHOOL PROFILE

	Our School	Change from Last Year	Elementary Schools with Students Like Ours	Median Elementary School
<b>Students (n=326)</b>				
Retention rate	0.3%	Down from 1.9%	0.8%	1.1%
Attendance rate	97.0%	Up from 96.6%	96.5%	96.2%
Served by gifted and talented program	35.7%	Up from 28.7%	20.9%	13.4%
With disabilities other than speech	7.6%	Down from 12.7%	4.1%	4.1%
Older than usual for grade	0.3%	Down from 0.8%	0.2%	0.3%
Out-of-school suspensions or expulsions for violent and/or criminal offenses	0.0%	No Change	0.0%	0.0%
<b>Teachers (n=25)</b>				
Teachers with advanced degrees	56.0%	Down from 62.5%	65.2%	62.5%
Continuing contract teachers	88.0%	Down from 91.7%	89.6%	88.2%
Teachers returning from previous year	85.5%	Up from 77.4%	88.5%	87.8%
Teacher attendance rate	95.7%	Down from 98.4%	95.2%	95.2%
Average teacher salary*	\$48,467	Down 1.7%	\$48,440	\$46,773
Classes not taught by highly qualified teachers	0.0%	No Change	0.0%	0.0%
Professional development days/teacher	6.6 days	Up from 5.4 days	9.8 days	10.5 days
<b>School</b>				
Principal's years at school	5.0	Up from 4.0	4.0	4.0
Student-teacher ratio in core subjects	19.0 to 1	Down from 20.3 to 1	20.7 to 1	19.9 to 1
Prime instructional time	91.7%	Down from 94.8%	91.2%	90.4%
Opportunities in the arts	Good	No Change	Good	Good
SACS accreditation	Yes	No Change	Yes	Yes
Parents attending conferences	100.0%	No Change	100.0%	100.0%
Character development program	Excellent	Up from Good	Excellent	Excellent
Dollars spent per pupil**	\$8,913	Down 6.4%	\$7,091	\$7,447
Percent of expenditures for instruction**	64.8%	Down from 66.9%	70.1%	68.4%
Percent of expenditures for teacher salaries**	63.1%	Down from 65.6%	68.8%	65.8%
% of AYP objectives met	100.0%	No Change	95.2%	90.5%

\* Length of contract = 185+ days.

\*\* Prior year audited financial data available.

## EVALUATION RESULTS

	Teachers	Students*	Parents*
Number of surveys returned	28	50	40
Percent satisfied with learning environment	85.7%	91.7%	90.0%
Percent satisfied with social and physical environment	92.9%	100.0%	92.1%
Percent satisfied with school-home relations	92.9%	94.0%	91.9%

\*Only students at the highest elementary school grade level at this school and their parents were included.

## REPORT OF PRINCIPAL AND SCHOOL IMPROVEMENT COUNCIL

Keowee Elementary School, in the upstate of South Carolina, is a pre-Kindergarten-5th grade school that serves 330 students in a rural area of Oconee County. The mission of Keowee Elementary, in cooperation with home and community, is to challenge and enable every child to learn and grow academically, socially, and emotionally within a safe and nurturing environment. The school and community's commitment to this mission is evident in the numerous awards and recognitions received by the school, the faculty, the students, and the school's volunteers.

While maintaining its family-friendly atmosphere, the school strives to provide data-driven, differentiated and individualized instruction in order to insure success for all students. During the 2010-2011 school year, Keowee Elementary was proud to be recognized as a SC Palmetto Gold Award winning school.

Throughout the year, students were honored for their participation in numerous state and local contests, to include: State Superintendent of Education Writing Contest, the Emergency Preparedness Tornado Poster Contest, Blue Ridge Arts Council Exhibition, Memorial Day Essay Contest, Duke World of Energy Art Show, SDOC Math Competition, SC Honors Choir, and Clemson University Tiger Relays.

Keowee Elementary's teachers also received numerous hours of professional development in the following areas: technology, The Daily 5 approach to literacy, and instructing exceptional children to assist them in meeting the needs of all learners. Teachers also used current computerized assessment information to plan for individualized instruction and to regularly assess student progress towards their year-end goals.

The achievements of Keowee Elementary students are a direct result of the commitment of faculty, staff, and community working together to provide a rich, relevant curriculum that incorporates the most current technology and research-based instructional methods.

Michelle Craddock, Principal  
Janice Ellenburg, SIC Chairperson

Comprehensive detail, including definitions of ratings, performance criteria, and explanations of status, is available on [www.ed.sc.gov](http://www.ed.sc.gov) and [www.eoc.sc.gov](http://www.eoc.sc.gov) as well as school and school district websites.

Printed versions are available from school districts upon request.

### Abbreviations Key

N/A Not Applicable N/AV Not Available N/C Not Collected N/R Not Reported I/S Insufficient Sample TBD To be determined  
NI Newly Identified CSI Continuing School Improvement CA Corrective Action RP Plan to Restructure R Restructure DELAY School Improvement Status HOLD School Improvement Status