



SC Annual School Report Card Summary

PROSPERITY-RIKARD ELEMENTARY
Newberry
Grades: K-5 Enrollment: 361
Principal: Timothy J. Lyden
Superintendent: Mr. Bennie Bennett
Board Chair: Mr. Jody Hamm

PERFORMANCE

Comprehensive detail, including definitions of ratings, performance criteria, and explanations of status, is available on www.ed.sc.gov and www.eoc.sc.gov as well as school and school district websites. Printed versions are available from school districts upon request.

YEAR	ABSOLUTE RATING	GROWTH RATING	PALMETTO GOLD AND SILVER AWARD		AYP STATUS	NCLB IMPROVEMENT STATUS
			General Performance	Closing the Gap		
2011	Average	Good	TBD	TBD	Not Met	N/A
2010	Average	Average	N/A	N/A	Not Met	N/A
2009	Average	Average	N/A	N/A	Not Met	N/A

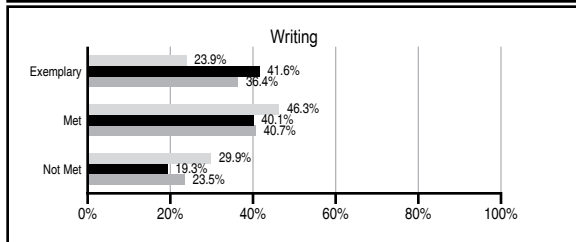
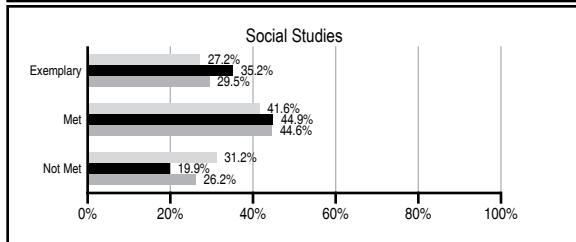
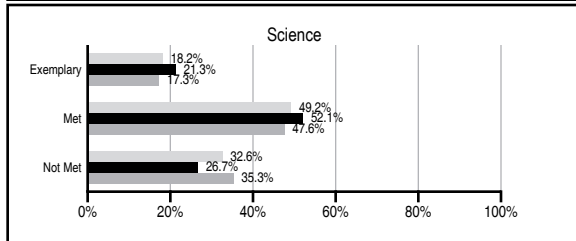
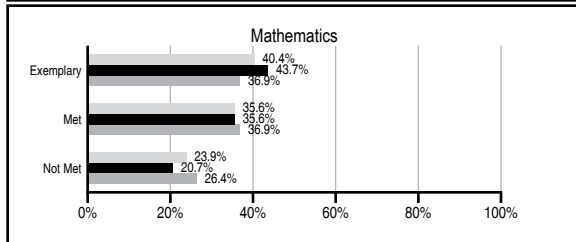
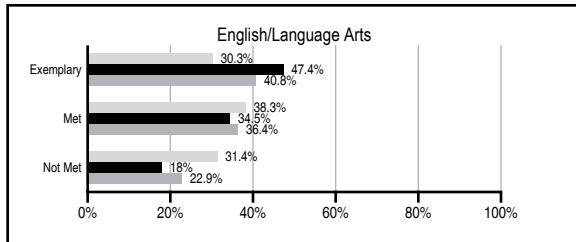
ABSOLUTE RATINGS OF ELEMENTARY SCHOOLS WITH STUDENTS LIKE OURS*

EXCELLENT	GOOD	AVERAGE	BELOW AVERAGE	AT-RISK
30	40	23	0	0

* Ratings are calculated with data available by 11/09/2011. Schools with Students Like Ours are Elementary Schools with Poverty Indices of no more than 5% above or below the index for this school.

PASS PERFORMANCE

Our School
 Elementary Schools with Students Like Ours
 Elementary schools statewide



NAEP PERFORMANCE*

* Performance reported for SC and nation, data not available at school level. Percentages at NAEP Achievement Levels.



SC PERFORMANCE VISION

By 2020 all students will graduate with the knowledge and skills necessary to compete successfully in the global economy, participate in a democratic society and contribute positively as members of families and communities.

Abbreviations Key

N/A Not Applicable N/AV Not Available N/C Not Collected N/R Not Reported I/S Insufficient Sample TBD To be determined

NI Newly Identified CSI Continuing School Improvement CA Corrective Action RP Plan to Restructure R Restructure DELAY School Improvement Status HOLD School Improvement Status

PROSPERITY-RIKARD ELEMENTARY [Newberry]

SCHOOL PROFILE

	Our School	Change from Last Year	Elementary Schools with Students Like Ours	Median Elementary School
Students (n=361)				
Retention rate	1.6%	Up from 1.3%	1.0%	1.1%
Attendance rate	96.7%	Up from 96.1%	96.2%	96.2%
Served by gifted and talented program	38.6%	Up from 22.1%	17.9%	13.4%
With disabilities other than speech	6.3%	Down from 8.2%	4.1%	4.1%
Older than usual for grade	0.0%	No Change	0.2%	0.3%
Out-of-school suspensions or expulsions for violent and/or criminal offenses	0.0%	No Change	0.0%	0.0%
Teachers (n=25)				
Teachers with advanced degrees	92.0%	Up from 78.1%	62.5%	62.5%
Continuing contract teachers	100.0%	Up from 96.9%	90.3%	88.2%
Teachers returning from previous year	87.0%	Down from 90.6%	89.3%	87.8%
Teacher attendance rate	93.7%	Up from 93.5%	95.3%	95.2%
Average teacher salary*	\$49,686	Up 4.6%	\$47,826	\$46,773
Classes not taught by highly qualified teachers	0.0%	No Change	0.0%	0.0%
Professional development days/teacher	8.5 days	Down from 10.4 days	11.2 days	10.5 days
School				
Principal's years at school	6.0	Up from 5.0	5.0	4.0
Student-teacher ratio in core subjects	19.4 to 1	Up from 18.8 to 1	20.8 to 1	19.9 to 1
Prime instructional time	89.0%	Up from 88.1%	90.2%	90.4%
Opportunities in the arts	Excellent	No Change	Good	Good
SACS accreditation	Yes	No Change	Yes	Yes
Parents attending conferences	100.0%	Up from 96.5%	100.0%	100.0%
Character development program	Excellent	No Change	Excellent	Excellent
Dollars spent per pupil**	\$7,127	Up 3.9%	\$6,999	\$7,447
Percent of expenditures for instruction**	71.1%	Down from 74.1%	68.8%	68.4%
Percent of expenditures for teacher salaries**	70.1%	Up from 69.3%	66.1%	65.8%
% of AYP objectives met	82.4%	Down from 88.2%	95.2%	90.5%

* Length of contract = 185+ days.

** Prior year audited financial data available.

EVALUATION RESULTS

	Teachers	Students*	Parents*
Number of surveys returned	25	62	34
Percent satisfied with learning environment	88.0%	96.8%	87.9%
Percent satisfied with social and physical environment	100.0%	93.3%	87.1%
Percent satisfied with school-home relations	96.0%	100.0%	76.5%

*Only students at the highest elementary school grade level at this school and their parents were included.

REPORT OF PRINCIPAL AND SCHOOL IMPROVEMENT COUNCIL

Prosperity-Rikard Elementary is one team with one primary mission in mind: to provide a nurturing community for students to achieve their personal best. This commitment, shared by all stakeholders, helps us in our daily goal to make our school motto, "The Pride of the Palmetto," a reality.

In academics, we continue to teach students the basics of Math, Reading, Science and Social Studies as a basis for applying all that is learned. Our model of Integrated Thematic Instruction, or Highly Effective Teaching, is designed to increase student performance and teacher satisfaction and to grow responsible citizens and future leaders. By incorporating all core subjects into our Related Arts classes and our character education program, we are providing thematic units, engaging instructional experiences, and opportunities that enable students to strive to do their personal best. Students are provided with a number of opportunities to excel by utilizing technology in the classroom through streamlined videos, interactive whiteboards, PowerPoint presentations, and other digital media resources.

We occupied a new wing this year that houses our 5th grade students and the music room. All students are in the building now with a transition of over 125 students rezoned away from Prosperity-Rikard. We have a Breakfast in the Classroom Program that offers breakfast at no cost to all students each morning. Prosperity-Rikard has an After School Program for students to stay until 6:00 PM. We have an After School Tutoring Program for 4th and 5th grade.

Our efforts through service learning projects connect to the community by providing support to charities through monetary donations raised by the students, donations in kind such as canned and dry goods, interaction with senior citizen groups and participation in events at the community hospital. One example of a service learning project was from our participation in Jump Rope for Heart. As a school we raised over \$2,100. Our Relay for Life team raised over \$1,000 to donate to the American Cancer Society in the fight against cancer.

Prosperity-Rikard Elementary School strives to provide a challenging and stimulating educational experience that meets the needs of our students and develops the learners of tomorrow, emphasizing daily successes that help make us the "Pride of the Palmetto."

Jason Barnes, SIC Chairman
Timothy J. Lyden, Principal

Comprehensive detail, including definitions of ratings, performance criteria, and explanations of status, is available on www.ed.sc.gov and www.eoc.sc.gov as well as school and school district websites.

Printed versions are available from school districts upon request.

Abbreviations Key

N/A Not Applicable N/AV Not Available N/C Not Collected N/R Not Reported I/S Insufficient Sample TBD To be determined
NI Newly Identified CSI Continuing School Improvement CA Corrective Action RP Plan to Restructure R Restructure DELAY School Improvement Status HOLD School Improvement Status