



SC Annual School Report Card Summary

WHITMIRE COMMUNITY ELEMENTARY
Newberry
Grades: PK-5 Enrollment: 232
Principal: Joey L. Haney
Superintendent: Mr. Bennie Bennett
Board Chair: Mr. Jody Hamm

PERFORMANCE

Comprehensive detail, including definitions of ratings, performance criteria, and explanations of status, is available on www.ed.sc.gov and www.eoc.sc.gov as well as school and school district websites. Printed versions are available from school districts upon request.

YEAR	ABSOLUTE RATING	GROWTH RATING	PALMETTO GOLD AND SILVER AWARD		AYP STATUS	NCLB IMPROVEMENT STATUS
			General Performance	Closing the Gap		
2011	Average	Average	TBD	TBD	Not Met	N/A
2010	Average	Average	N/A	N/A	Met	N/A
2009	Below Average	Below Average	N/A	N/A	Met	N/A

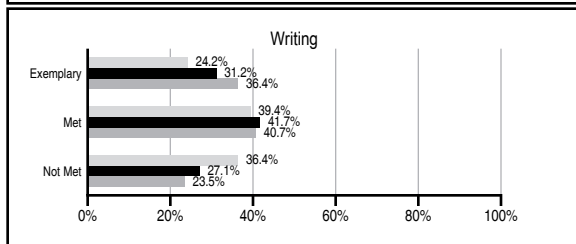
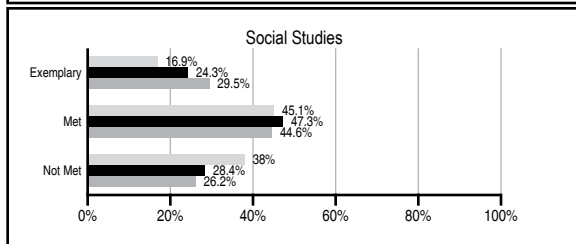
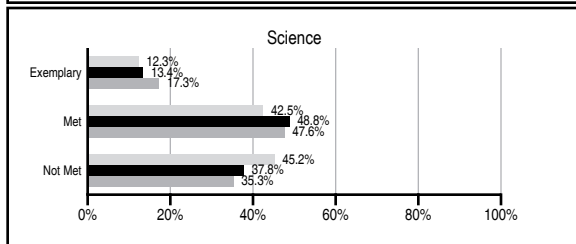
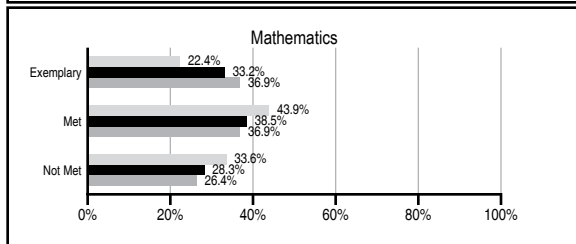
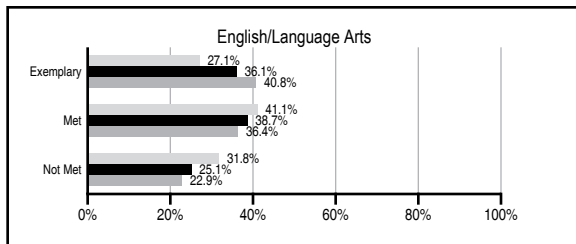
ABSOLUTE RATINGS OF ELEMENTARY SCHOOLS WITH STUDENTS LIKE OURS*

EXCELLENT	GOOD	AVERAGE	BELOW AVERAGE	AT-RISK
6	20	86	8	0

* Ratings are calculated with data available by 11/09/2011. Schools with Students Like Ours are Elementary Schools with Poverty Indices of no more than 5% above or below the index for this school.

PASS PERFORMANCE

Our School
 Elementary Schools with Students Like Ours
 Elementary schools statewide



NAEP PERFORMANCE*

* Performance reported for SC and nation, data not available at school level. Percentages at NAEP Achievement Levels.



SC PERFORMANCE VISION

By 2020 all students will graduate with the knowledge and skills necessary to compete successfully in the global economy, participate in a democratic society and contribute positively as members of families and communities.

Abbreviations Key

N/A Not Applicable N/AV Not Available N/C Not Collected N/R Not Reported I/S Insufficient Sample TBD To be determined

NI Newly Identified CSI Continuing School Improvement CA Corrective Action RP Plan to Restructure R Restructure DELAY School Improvement Status HOLD School Improvement Status

WHITMIRE COMMUNITY ELEMENTARY [Newberry]

SCHOOL PROFILE

	Our School	Change from Last Year	Elementary Schools with Students Like Ours	Median Elementary School
Students (n=232)				
Retention rate	1.0%	Up from 0.9%	1.3%	1.1%
Attendance rate	95.3%	Down from 95.6%	95.9%	96.2%
Served by gifted and talented program	4.6%	Down from 7.9%	11.9%	13.4%
With disabilities other than speech	2.5%	Down from 4.3%	5.0%	4.1%
Older than usual for grade	0.4%	Down from 0.5%	0.3%	0.3%
Out-of-school suspensions or expulsions for violent and/or criminal offenses	0.0%	Down from 1.3%	0.0%	0.0%
Teachers (n=27)				
Teachers with advanced degrees	48.1%	Up from 42.3%	60.0%	62.5%
Continuing contract teachers	92.6%	Up from 80.8%	90.0%	88.2%
Teachers returning from previous year	84.7%	Up from 82.4%	87.4%	87.8%
Teacher attendance rate	95.1%	Up from 93.3%	95.1%	95.2%
Average teacher salary*	\$43,756	Up 3.2%	\$46,621	\$46,773
Classes not taught by highly qualified teachers	0.0%	No Change	0.0%	0.0%
Professional development days/teacher	16.2 days	Up from 12.9 days	11.3 days	10.5 days
School				
Principal's years at school	4.0	Up from 3.0	4.0	4.0
Student-teacher ratio in core subjects	17.3 to 1	Down from 18.1 to 1	19.6 to 1	19.9 to 1
Prime instructional time	89.1%	Up from 88.6%	90.2%	90.4%
Opportunities in the arts	Good	Down from Excellent	Good	Good
SACS accreditation	Yes	No Change	Yes	Yes
Parents attending conferences	100.0%	No Change	100.0%	100.0%
Character development program	Good	Down from Excellent	Excellent	Excellent
Dollars spent per pupil**	\$7,420	Down 13.3%	\$7,440	\$7,447
Percent of expenditures for instruction**	64.1%	Up from 60.6%	67.0%	68.4%
Percent of expenditures for teacher salaries**	62.9%	Up from 49.6%	64.6%	65.8%
% of AYP objectives met	69.2%	Down from 100.0%	89.5%	90.5%

* Length of contract = 185+ days.

** Prior year audited financial data available.

EVALUATION RESULTS

	Teachers	Students*	Parents*
Number of surveys returned	21	32	24
Percent satisfied with learning environment	90.5%	62.5%	79.2%
Percent satisfied with social and physical environment	100.0%	78.1%	79.2%
Percent satisfied with school-home relations	90.5%	84.4%	65.2%

*Only students at the highest elementary school grade level at this school and their parents were included.

Comprehensive detail, including definitions of ratings, performance criteria, and explanations of status, is available on www.ed.sc.gov and www.eoc.sc.gov as well as school and school district websites.

Printed versions are available from school districts upon request.

REPORT OF PRINCIPAL AND SCHOOL IMPROVEMENT COUNCIL

Whitmire Community School is a PreK-12 facility located in northern Newberry County. The school has been referred to as the hidden secret of the Sumter National Forest in a previous accreditation report. In 2003, Whitmire Elementary School (Pk-6) and Whitmire High School (7-12) joined together to form one school with one mission. WCS is a part of the School District of Newberry County and is accredited according to the AdvanceED Accreditation Standards for Quality Schools. WCS is also a High Schools That Work site, an initiative supported by Southern Regional Education Board (SREB) and the State Department of Education. The Palmetto Gold and Silver Award Program has recognized the elementary school (2006-2007) and the high school (2005-2010). The PreK-12 setting has provided many professional development opportunities and advantages for the entire staff. Our professional learning communities (PLCs) consists of seven teams including staff from elementary, middle and high school on each. The PLC teams participate in such activities as data analysis, discussions of best practices and professional literature, and updating our strategic plan. We are able to have Vertical Team Planning across all grade-levels and content areas to become more familiar with our customers and their strengths/weaknesses. The WCS staff is able to gain knowledge of the perspective of all grade-levels and a respect for each other. Our students are also able to share their learning experiences across grade-levels with such activities as Reading with the Wolverines, Physics Day, Tutoring Programs, and a variety of presentations to each other.

Our classroom instruction is based on South Carolina curriculum standards with our focal point being reading and writing instruction. Reading and writing instruction is integrated across all content areas and the responsibility is equally shared by all of our teachers, students, parents and the community. Teachers across all content areas and grade-levels recognize "Writer's of the Month" each quarter at the Success Assemblies. Family message journals, the Wee Deliver Postal System, author visits, Reading with the Wolverines, and Read Across America Week provide authentic writing and reading opportunities throughout our school and community.

We continued a Measure of Academic Progress assessment program for grades K-10 to measure student growth in reading, language usage, and mathematics to identify each student's strengths and weaknesses. Our leadership Team will examine data and have meetings with grade-level teams and individual teachers concerning student performance on classroom, state, and computer-based assessments to establish goals and objectives for ongoing school improvement. The teachers will be provided time to share assessments and data with their peers for feedback. A daily enrichment period was scheduled for grades 3-8.

With available technology such as Smartboards in every classroom on campus, WCS continues to integrate technology into daily instruction. Teachers shared with their peers a variety of instructional/technology strategies and best practices. The use of technology in the classroom was also a focal point on professional development days.

We will continue to promote our unique PK-12 setting, use it to the advantage of student achievement, and work toward our mission of providing a safe, nurturing environment and collaborating with families and the community, to prepare all of our students for success.

Joey L. Haney, Principal
Todd Johnson, SIC Chairman

Abbreviations Key

N/A Not Applicable N/AV Not Available N/C Not Collected N/R Not Reported I/S Insufficient Sample TBD To be determined
NI Newly Identified CSI Continuing School Improvement CA Corrective Action RP Plan to Restructure R Restructure DELAY School Improvement Status HOLD School Improvement Status