



SC Annual School Report Card Summary

POMARIA/GARMANY ELEMENTARY
Newberry
Grades: PK-5 Enrollment: 391
Principal: Beth Brooks
Superintendent: Mr. Bennie Bennett
Board Chair: Mr. Jody Hamm

PERFORMANCE

Comprehensive detail, including definitions of ratings, performance criteria, and explanations of status, is available on www.ed.sc.gov and www.eoc.sc.gov as well as school and school district websites. Printed versions are available from school districts upon request.

YEAR	ABSOLUTE RATING	GROWTH RATING	PALMETTO GOLD AND SILVER AWARD		AYP STATUS	NCLB IMPROVEMENT STATUS
			General Performance	Closing the Gap		
2011	Good	Good	TBD	TBD	Not Met	N/A
2010	Average	Good	Silver	N/A	Met	N/A
2009	Average	Average	N/A	N/A	Met	N/A

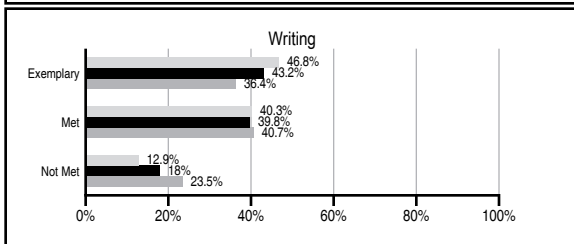
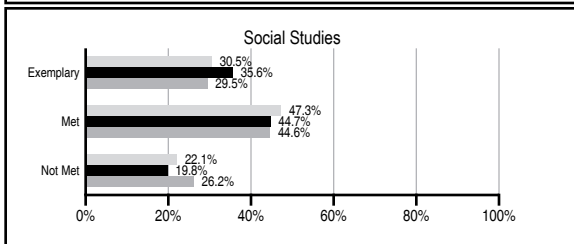
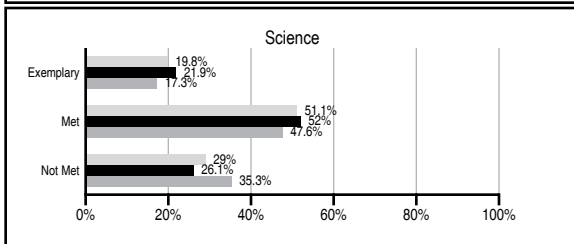
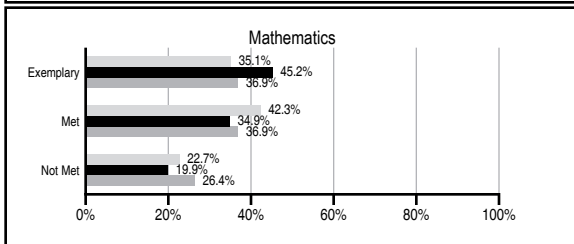
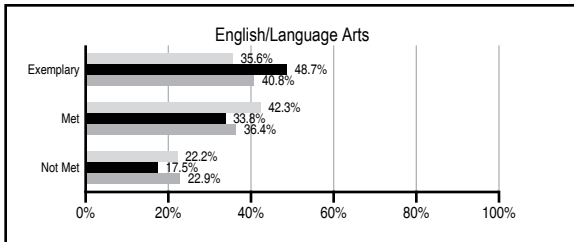
ABSOLUTE RATINGS OF ELEMENTARY SCHOOLS WITH STUDENTS LIKE OURS*

EXCELLENT	GOOD	AVERAGE	BELOW AVERAGE	AT-RISK
32	40	18	0	0

* Ratings are calculated with data available by 11/09/2011. Schools with Students Like Ours are Elementary Schools with Poverty Indices of no more than 5% above or below the index for this school.

PASS PERFORMANCE

Our School
 Elementary Schools with Students Like Ours
 Elementary schools statewide



NAEP PERFORMANCE*

* Performance reported for SC and nation, data not available at school level. Percentages at NAEP Achievement Levels.



SC PERFORMANCE VISION

By 2020 all students will graduate with the knowledge and skills necessary to compete successfully in the global economy, participate in a democratic society and contribute positively as members of families and communities.

Abbreviations Key

N/A Not Applicable N/AV Not Available N/C Not Collected N/R Not Reported I/S Insufficient Sample TBD To be determined

NI Newly Identified CSI Continuing School Improvement CA Corrective Action RP Plan to Restructure R Restructure DELAY School Improvement Status HOLD School Improvement Status

POMARIA/GARMANY ELEMENTARY [Newberry]

SCHOOL PROFILE

	Our School	Change from Last Year	Elementary Schools with Students Like Ours	Median Elementary School
Students (n=391)				
Retention rate	1.6%	Down from 1.8%	0.9%	1.1%
Attendance rate	96.1%	Down from 96.3%	96.2%	96.2%
Served by gifted and talented program	8.5%	Down from 15.0%	19.1%	13.4%
With disabilities other than speech	2.0%	Down from 4.8%	3.9%	4.1%
Older than usual for grade	0.3%	No Change	0.2%	0.3%
Out-of-school suspensions or expulsions for violent and/or criminal offenses	0.0%	No Change	0.0%	0.0%
Teachers (n=26)				
Teachers with advanced degrees	61.5%	Up from 57.1%	65.0%	62.5%
Continuing contract teachers	88.5%	Down from 89.3%	91.2%	88.2%
Teachers returning from previous year	88.4%	Down from 90.1%	89.6%	87.8%
Teacher attendance rate	92.8%	Down from 95.1%	95.4%	95.2%
Average teacher salary*	\$47,765	Up 3.6%	\$48,063	\$46,773
Classes not taught by highly qualified teachers	0.0%	No Change	0.0%	0.0%
Professional development days/teacher	11.9 days	Up from 4.3 days	11.0 days	10.5 days
School				
Principal's years at school	5.0	No Change	5.0	4.0
Student-teacher ratio in core subjects	21.8 to 1	Up from 19.5 to 1	20.8 to 1	19.9 to 1
Prime instructional time	87.7%	Down from 90.3%	90.4%	90.4%
Opportunities in the arts	Good	No Change	Good	Good
SACS accreditation	Yes	No Change	Yes	Yes
Parents attending conferences	100.0%	Up from 96.6%	100.0%	100.0%
Character development program	Below Average	Down from Excellent	Excellent	Excellent
Dollars spent per pupil**	\$7,372	Up 5.9%	\$7,042	\$7,447
Percent of expenditures for instruction**	67.0%	Down from 71.5%	68.8%	68.4%
Percent of expenditures for teacher salaries**	66.3%	Down from 68.6%	66.3%	65.8%
% of AYP objectives met	88.2%	Down from 100.0%	95.2%	90.5%

* Length of contract = 185+ days.

** Prior year audited financial data available.

EVALUATION RESULTS

	Teachers	Students*	Parents*
Number of surveys returned	25	60	30
Percent satisfied with learning environment	72.0%	76.7%	83.3%
Percent satisfied with social and physical environment	92.0%	76.7%	90.0%
Percent satisfied with school-home relations	100.0%	85.0%	83.3%

*Only students at the highest elementary school grade level at this school and their parents were included.

Comprehensive detail, including definitions of ratings, performance criteria, and explanations of status, is available on www.ed.sc.gov and www.eoc.sc.gov as well as school and school district websites.

Printed versions are available from school districts upon request.

REPORT OF PRINCIPAL AND SCHOOL IMPROVEMENT COUNCIL

Pomaria-Garmany Elementary School is located in the rural community of Pomaria in Newberry County. Our school serves a diverse population of 392 students, which includes pre-kindergarten through fifth grade. Fifty-four percent are Caucasian, twenty-five percent are African American, and twenty-one percent are Hispanic.

Pomaria-Garmany is an Advanced ED accredited institution. Sixteen faculty members at Pomaria-Garmany Elementary School are National Board Certified teachers, and three are continuing the process. The faculty participated in many professional development activities this year including Working on the Work and PBIS (Positive Intervention Systems) trainings. First Steps continued to fund a summer program for ten kindergarten students to increase their readiness level for kindergarten. These awards and other activities demonstrate a hardworking and dedicated faculty and staff.

Students at Pomaria-Garmany Elementary had many accomplishments this year. On a school level, students were recognized at the end of year awards ceremony. Students were rewarded with plaques, medals, and certificates. Parents and members of the community were invited to support student achievement. PGES also recognized three fifth grade students as winners of the State Superintendent of Education Essay Contest. Additional awards were given to fourth and fifth grade students as recipients of the Duke TIP Talent Search Award and MESAS (Middle and Elementary School Academy of Science).

Students at Pomaria-Garmany experienced learning outside the classroom through guest speakers, field trips, and school-based service learning opportunities. Third grade students served as Library Helpers, assisting the media specialist in shelving books after school. Fourth grade students continued to maintain the PGE postal system and delivered mail to students, faculty, and staff. Fifth grade students, under the guidance of our school media specialist, produced a daily morning news show. Fifth grade students also were selected to serve as our morning STAR Patrol. STAR Patrol assisted in school morning duties and modeled character skills for younger students.

This is the second year Pomaria-Garmany Elementary School has been a PBIS school and gained Ribbon status. PBIS stands for Positive Behavior Intervention Support. We are focusing on the positive behaviors. No child wants to misbehave and we are looking to make long-term, durable lifestyle changes for the students as we focus on positive behaviors and correct behaviors that do not meet school expectations. A caring community and the need to belong are essential to make PBIS work. As a team, PGE has worked to create interventions and strategies to meet specific needs of students using SWIS data. Pomaria-Garmany Elementary uses the SWIS (School Wide Information System) software. This software has given school personnel at Pomaria-Garmany Elementary the ability to evaluate individual student behavior, the behavior of groups of students, behaviors occurring in specific settings, and behaviors occurring during specific time periods of the school day. SWIS reports indicate times and/or locations prone to elicit problem behaviors, and allow teachers and administrators to shape school-wide environments to maximize students' academic and social achievements.

Students were rewarded for positive behaviors using Tiger Bucks. These bucks were cashed in every nine weeks for an entertaining activity or shopping in the Tiger Mart. The most "Pawsome" student, the student with the most tiger

Abbreviations Key

N/A Not Applicable N/AV Not Available N/C Not Collected N/R Not Reported I/S Insufficient Sample TBD To be determined

NI Newly Identified CSI Continuing School Improvement CA Corrective Action RP Plan to Restructure R Restructure DELAY School Improvement Status HOLD School Improvement Status