



# SC Annual School Report Card Summary

**GALLMAN ELEMENTARY**  
**Newberry**  
**Grades: PK-5** Enrollment: 459  
**Principal: Elizabeth R. Griffith**  
**Superintendent: Mr. Bennie Bennett**  
**Board Chair: Mr. Jody Hamm**

## PERFORMANCE

Comprehensive detail, including definitions of ratings, performance criteria, and explanations of status, is available on [www.ed.sc.gov](http://www.ed.sc.gov) and [www.eoc.sc.gov](http://www.eoc.sc.gov) as well as school and school district websites. Printed versions are available from school districts upon request.

YEAR	ABSOLUTE RATING	GROWTH RATING	PALMETTO GOLD AND SILVER AWARD		AYP STATUS	NCLB IMPROVEMENT STATUS
			General Performance	Closing the Gap		
2011	Average	Average	TBD	TBD	Not Met	N/A
2010	Average	Average	N/A	N/A	Met	N/A
2009	Average	Average	N/A	N/A	Met	N/A

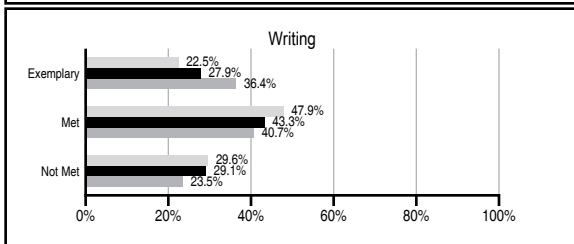
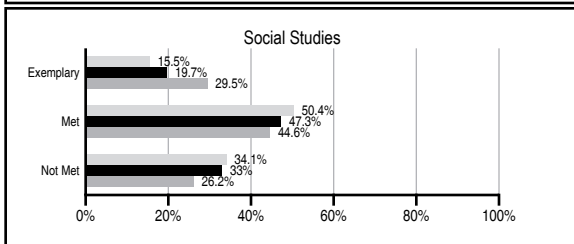
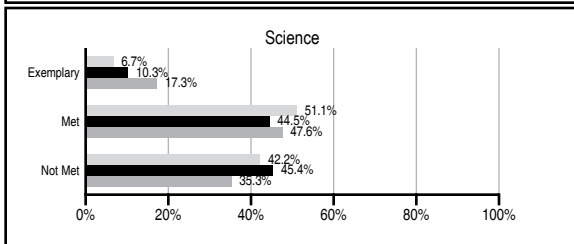
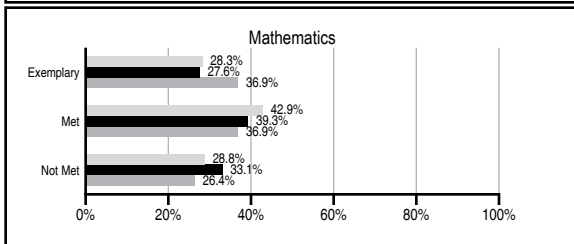
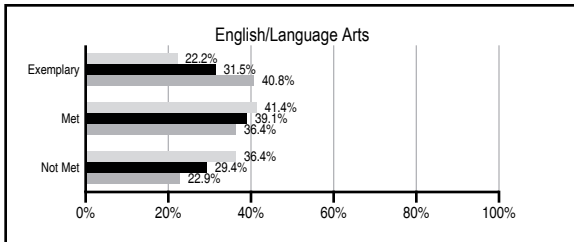
## ABSOLUTE RATINGS OF ELEMENTARY SCHOOLS WITH STUDENTS LIKE OURS\*

EXCELLENT	GOOD	AVERAGE	BELOW AVERAGE	AT-RISK
5	11	96	24	5

\* Ratings are calculated with data available by 11/09/2011. Schools with Students Like Ours are Elementary Schools with Poverty Indices of no more than 5% above or below the index for this school.

## PASS PERFORMANCE

Our School
  Elementary Schools with Students Like Ours
  Elementary schools statewide



## NAEP PERFORMANCE\*

\* Performance reported for SC and nation, data not available at school level. Percentages at NAEP Achievement Levels.



## SC PERFORMANCE VISION

*By 2020 all students will graduate with the knowledge and skills necessary to compete successfully in the global economy, participate in a democratic society and contribute positively as members of families and communities.*

### Abbreviations Key

N/A Not Applicable N/AV Not Available N/C Not Collected N/R Not Reported I/S Insufficient Sample TBD To be determined

NI Newly Identified CSI Continuing School Improvement CA Corrective Action RP Plan to Restructure R Restructure DELAY School Improvement Status HOLD School Improvement Status

# GALLMAN ELEMENTARY [Newberry]

## SCHOOL PROFILE

	Our School	Change from Last Year	Elementary Schools with Students Like Ours	Median Elementary School
<b>Students (n=459)</b>				
Retention rate	1.9%	Down from 2.3%	1.4%	1.1%
Attendance rate	95.7%	No Change	95.9%	96.2%
Served by gifted and talented program	33.0%	Up from 20.5%	8.6%	13.4%
With disabilities other than speech	2.9%	Down from 9.8%	4.4%	4.1%
Older than usual for grade	1.1%	Down from 1.9%	0.5%	0.3%
Out-of-school suspensions or expulsions for violent and/or criminal offenses	0.0%	No Change	0.0%	0.0%
<b>Teachers (n=34)</b>				
Teachers with advanced degrees	79.4%	Up from 75.0%	60.9%	62.5%
Continuing contract teachers	88.2%	Up from 80.6%	85.6%	88.2%
Teachers returning from previous year	85.8%	Up from 85.0%	86.3%	87.8%
Teacher attendance rate	95.6%	Up from 93.3%	95.1%	95.2%
Average teacher salary*	\$45,996	Up 2.2%	\$45,831	\$46,773
Classes not taught by highly qualified teachers	0.0%	No Change	0.0%	0.0%
Professional development days/teacher	10.1 days	Down from 20.4 days	10.0 days	10.5 days
<b>School</b>				
Principal's years at school	1.0	Down from 13.0	4.0	4.0
Student-teacher ratio in core subjects	19.7 to 1	Up from 19.3 to 1	18.3 to 1	19.9 to 1
Prime instructional time	90.0%	Up from 87.9%	90.0%	90.4%
Opportunities in the arts	Good	No Change	Good	Good
SACS accreditation	Yes	No Change	Yes	Yes
Parents attending conferences	100.0%	Up from 97.1%	100.0%	100.0%
Character development program	Excellent	No Change	Excellent	Excellent
Dollars spent per pupil**	\$7,393	Down 0.2%	\$7,789	\$7,447
Percent of expenditures for instruction**	75.6%	Up from 74.7%	68.1%	68.4%
Percent of expenditures for teacher salaries**	74.2%	Up from 72.2%	65.1%	65.8%
% of AYP objectives met	85.7%	Down from 100.0%	85.7%	90.5%

\* Length of contract = 185+ days.

\*\* Prior year audited financial data available.

## EVALUATION RESULTS

	Teachers	Students*	Parents*
Number of surveys returned	37	50	41
Percent satisfied with learning environment	97.3%	92.0%	83.8%
Percent satisfied with social and physical environment	94.6%	94.0%	83.8%
Percent satisfied with school-home relations	73.0%	100.0%	81.6%

\*Only students at the highest elementary school grade level at this school and their parents were included.

## REPORT OF PRINCIPAL AND SCHOOL IMPROVEMENT COUNCIL

Gallman Elementary continues "Leaping into Learning" with our staff, parents, and community working together to provide quality educational opportunities for all students. Students have thrived in our warm, caring environment and have reached out to others through activities supported by the school such as: Adopt -A-Family, Pennies for Patients, Jump Rope for Heart, and Relay for Life. Student support and donations continue to surpass our expectations and reinforces our spirit of giving and caring for others.

As we began the 2010-2011 school year, the School Leadership Team met to analyze current student data and school surveys. The analysis of the data, which was shared with our School Improvement Council (SIC), teachers, and parents, continued to be very encouraging as we showed school-wide improvement across most subject areas. Professional development in analyzing MAP data was provided to our faculty.

Gallman teachers were provided opportunities to expand their knowledge and expertise through attendance at workshops, working with site-based consultants, participating in technology training, and pursuing advanced degrees. At present, we have three teachers who are National Board Certified. The School Leadership Team, along with a representative group of teachers, is participating in Raising the Bar, a goal-focused approach for data-driven school change.

Several school-wide programs and activities are being used to promote achievement and encourage students to exemplify good habits. These programs include our Awards Day and LEAP Day held each nine weeks. As a part of our positive behavior intervention strategies, students earn LEAP tags for meeting school-wide behavior goals. LEAP tags are traded for extra privileges such as tea for lunch and eating with the Principal. Parents and family members were provided opportunities to participate in school activities. Grandparents, Moms, and Dads were invited to breakfast. Hispanic Parent Workshops, Curriculum Expo night and PASS night were held. Cultural events such as Cinco de Mayo were celebrated. Our PTO organization continues to provide outstanding assistance and incentives for students, teachers, and the school through fundraising and volunteer projects.

Highlights of our year include: selection as a pilot school for the State Department of Education's Literacy Academy; providing a 21st Century After-School program; purchasing additional computers, SmartBoards, and document cameras; receiving a Newberry County Memorial Hospital Healthy Hearts grant; and the selection of students as SAFE KIDS Calendar winners. Also, our school was awarded the Fresh Fruits and Vegetable grant and partnered with Harvest Hope Food Bank in providing the Backpack Weekend Food Project.

Learning at high levels in a safe nurturing environment with the support of families and the community continues to be our focus at Gallman Elementary School.

Elizabeth R. Griffith, Principal  
Nicole Epps, SIC Chairman

Comprehensive detail, including definitions of ratings, performance criteria, and explanations of status, is available on [www.ed.sc.gov](http://www.ed.sc.gov) and [www.eoc.sc.gov](http://www.eoc.sc.gov) as well as school and school district websites.

Printed versions are available from school districts upon request.

### Abbreviations Key

N/A Not Applicable N/AV Not Available N/C Not Collected N/R Not Reported I/S Insufficient Sample TBD To be determined

NI Newly Identified CSI Continuing School Improvement CA Corrective Action RP Plan to Restructure R Restructure DELAY School Improvement Status HOLD School Improvement Status