



SC Annual School Report Card Summary

BOUNDARY STREET ELEMENTARY
Newberry
Grades: PK-5 Enrollment: 457
Principal: Timothy B. Hunter
Superintendent: Mr. Bennie Bennett
Board Chair: Mr. Jody Hamm

PERFORMANCE

Comprehensive detail, including definitions of ratings, performance criteria, and explanations of status, is available on www.ed.sc.gov and www.eoc.sc.gov as well as school and school district websites. Printed versions are available from school districts upon request.

YEAR	ABSOLUTE RATING	GROWTH RATING	PALMETTO GOLD AND SILVER AWARD		AYP STATUS	NCLB IMPROVEMENT STATUS
			General Performance	Closing the Gap		
2011	Average	Good	TBD	TBD	Met	N/A
2010	Average	Average	N/A	N/A	Met	N/A
2009	Average	Average	N/A	N/A	Met	CSI-DELAY

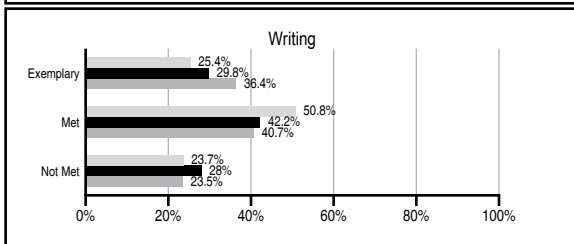
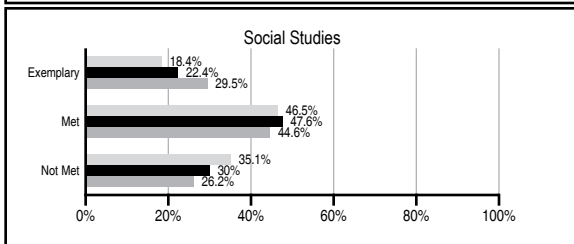
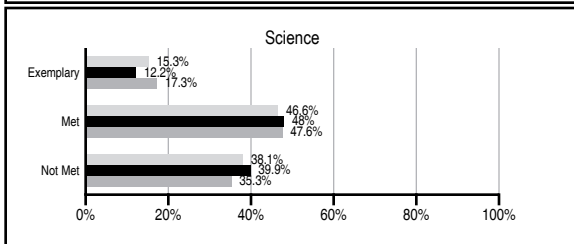
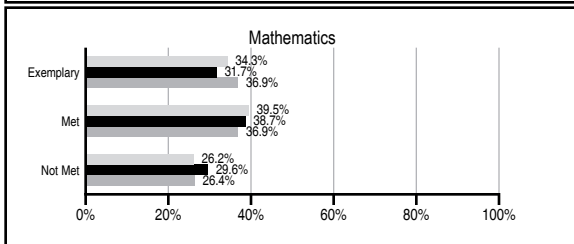
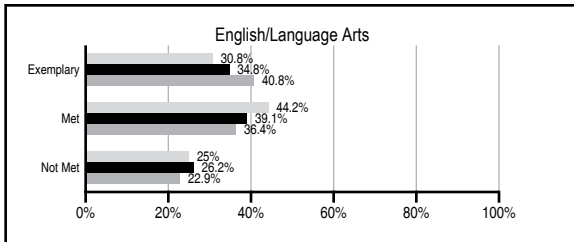
ABSOLUTE RATINGS OF ELEMENTARY SCHOOLS WITH STUDENTS LIKE OURS*

EXCELLENT	GOOD	AVERAGE	BELOW AVERAGE	AT-RISK
4	15	92	11	0

* Ratings are calculated with data available by 11/09/2011. Schools with Students Like Ours are Elementary Schools with Poverty Indices of no more than 5% above or below the index for this school.

PASS PERFORMANCE

Our School
 Elementary Schools with Students Like Ours
 Elementary schools statewide



NAEP PERFORMANCE*

* Performance reported for SC and nation, data not available at school level. Percentages at NAEP Achievement Levels.



SC PERFORMANCE VISION

By 2020 all students will graduate with the knowledge and skills necessary to compete successfully in the global economy, participate in a democratic society and contribute positively as members of families and communities.

Abbreviations Key

N/A Not Applicable N/AV Not Available N/C Not Collected N/R Not Reported I/S Insufficient Sample TBD To be determined

NI Newly Identified CSI Continuing School Improvement CA Corrective Action RP Plan to Restructure R Restructure DELAY School Improvement Status HOLD School Improvement Status

BOUNDARY STREET ELEMENTARY [Newberry]

SCHOOL PROFILE

	Our School	Change from Last Year	Elementary Schools with Students Like Ours	Median Elementary School
Students (n=457)				
Retention rate	1.3%	Down from 1.6%	1.3%	1.1%
Attendance rate	95.5%	No Change	95.9%	96.2%
Served by gifted and talented program	27.7%	Down from 31.0%	11.4%	13.4%
With disabilities other than speech	2.9%	Down from 11.9%	4.8%	4.1%
Older than usual for grade	0.9%	Down from 1.8%	0.3%	0.3%
Out-of-school suspensions or expulsions for violent and/or criminal offenses	0.0%	No Change	0.0%	0.0%
Teachers (n=34)				
Teachers with advanced degrees	67.6%	Up from 63.2%	60.6%	62.5%
Continuing contract teachers	94.1%	Up from 86.8%	88.8%	88.2%
Teachers returning from previous year	84.0%	Up from 83.7%	87.4%	87.8%
Teacher attendance rate	94.1%	Up from 92.6%	94.9%	95.2%
Average teacher salary*	\$46,621	Up 3.6%	\$46,621	\$46,773
Classes not taught by highly qualified teachers	0.0%	No Change	0.0%	0.0%
Professional development days/teacher	13.0 days	Up from 8.9 days	11.3 days	10.5 days
School				
Principal's years at school	3.0	Up from 1.0	4.0	4.0
Student-teacher ratio in core subjects	18.9 to 1	Up from 16.1 to 1	19.6 to 1	19.9 to 1
Prime instructional time	88.0%	Up from 85.9%	89.7%	90.4%
Opportunities in the arts	Good	No Change	Good	Good
SACS accreditation	Yes	No Change	Yes	Yes
Parents attending conferences	100.0%	No Change	100.0%	100.0%
Character development program	Excellent	No Change	Excellent	Excellent
Dollars spent per pupil**	\$8,493	Down 1.2%	\$7,386	\$7,447
Percent of expenditures for instruction**	75.3%	Up from 74.7%	67.2%	68.4%
Percent of expenditures for teacher salaries**	72.0%	Up from 66.6%	64.4%	65.8%
% of AYP objectives met	100.0%	No Change	88.2%	90.5%

* Length of contract = 185+ days.

** Prior year audited financial data available.

EVALUATION RESULTS

	Teachers	Students*	Parents*
Number of surveys returned	20	62	41
Percent satisfied with learning environment	100.0%	90.2%	92.3%
Percent satisfied with social and physical environment	100.0%	95.2%	94.9%
Percent satisfied with school-home relations	70.0%	90.3%	92.5%

*Only students at the highest elementary school grade level at this school and their parents were included.

REPORT OF PRINCIPAL AND SCHOOL IMPROVEMENT COUNCIL

The mission of Boundary Street Elementary School is to develop students who will be competent, confident and caring citizens by providing diverse learning experiences in a nurturing environment. The 2010-2011 school year has been another phenomenal year here at Boundary Street Elementary School. We have implemented many new and innovative programs, expanded our numbers of students in our before and afterschool programs, and tremendously increased the number of students who qualify for our districts Gifted and Talented Program.

Our school will continue its pursuit for "Achieving Academic Excellence One Child at a Time." As we continue our journey, our students were active in Math Olympiads, Bowtie Club, WBZZ News Broadcast, Lab Bees, Step Team, Fifth Grade Ambassadors, Enrichment Clubs, Study Island Academy and the After-School Program.

In addition, we sent record numbers of teachers to conferences and workshops and purchased numerous amounts of equipment to enhance teaching and learning; as a result, this year we received the South Carolina Department of Education Positive Behavior Interventions and Supports (PBIS) Ribbon Award.

Professionally, our staff will work through professional learning teams and inquiry groups through a research-based structure. Goals will be established by each group to measure improvements of student achievement. These groups will allow teachers to work with other grade levels and to work with teachers of other specialties. Vertical and horizontal articulation of instruction and standards will be the focus of all professional development.

In the 2011-12 school year, our focus will remain on professional learning and application of knowledge. In addition to professional engagement through inquiry, a continuation of data analysis and collaboration will drive our efforts in order for us to continue to live our vision of "Achieving Academic Excellence One Child at a Time!"

Finally, I have really enjoyed the several years as principal of Boundary Street Elementary School and it has been my pleasure to serve at such a great institution which has really grown tremendously in terms of fulfilling our school's mission.

Timothy Hunter, Principal
Katherine Barnett, School Improvement Council Chair

Comprehensive detail, including definitions of ratings, performance criteria, and explanations of status, is available on www.ed.sc.gov and www.eoc.sc.gov as well as school and school district websites.

Printed versions are available from school districts upon request.

Abbreviations Key

N/A Not Applicable N/AV Not Available N/C Not Collected N/R Not Reported I/S Insufficient Sample TBD To be determined
NI Newly Identified CSI Continuing School Improvement CA Corrective Action RP Plan to Restructure R Restructure DELAY School Improvement Status HOLD School Improvement Status