



# SC Annual School Report Card Summary

**BLenheim ELEMENTARY/MIDDLE**  
**Marlboro**  
**Grades: PK-8** Enrollment: 313  
**Principal: Dr. Gwen Dixon-Coe**  
**Superintendent: Dr. Helena Tillar**  
**Board Chair: Lucy Parsons**

## PERFORMANCE

Comprehensive detail, including definitions of ratings, performance criteria, and explanations of status, is available on [www.ed.sc.gov](http://www.ed.sc.gov) and [www.eoc.sc.gov](http://www.eoc.sc.gov) as well as school and school district websites. Printed versions are available from school districts upon request.

YEAR	ABSOLUTE RATING	GROWTH RATING	PALMETTO GOLD AND SILVER AWARD		AYP STATUS	NCLB IMPROVEMENT STATUS
			General Performance	Closing the Gap		
2011	Below Average	Below Average	TBD	TBD	Not Met	R
2010	At-Risk	Below Average	N/A	N/A	Not Met	R-HOLD
2009	Below Average	Below Average	N/A	N/A	Not Met	R

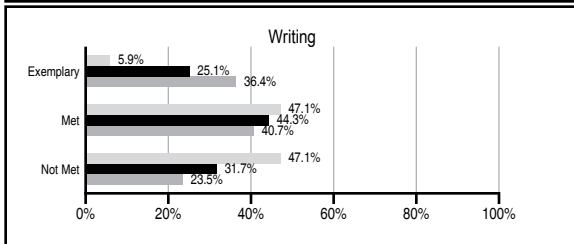
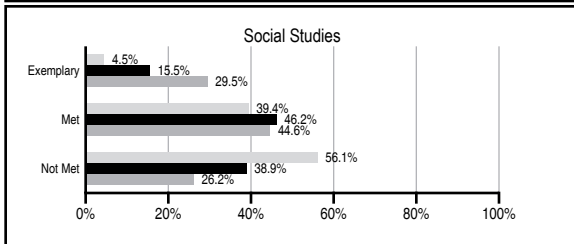
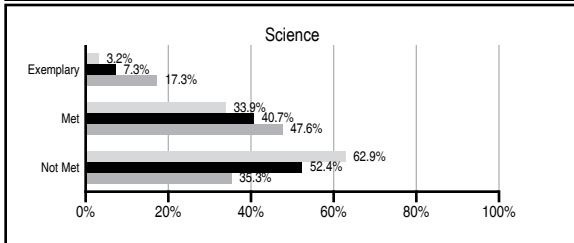
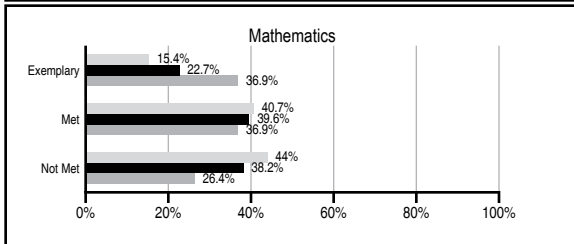
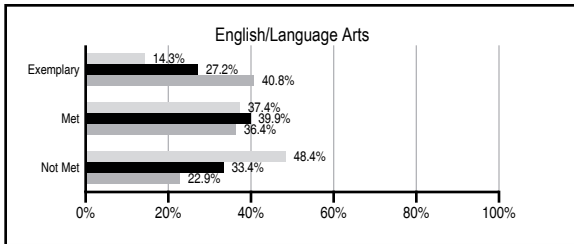
## ABSOLUTE RATINGS OF ELEMENTARY SCHOOLS WITH STUDENTS LIKE OURS\*

EXCELLENT	GOOD	AVERAGE	BELOW AVERAGE	AT-RISK
2	9	101	54	23

\* Ratings are calculated with data available by 11/09/2011. Schools with Students Like Ours are Elementary Schools with Poverty Indices of no more than 5% above or below the index for this school.

## PASS PERFORMANCE

Our School
  Elementary Schools with Students Like Ours
  Elementary schools statewide



## NAEP PERFORMANCE\*

\* Performance reported for SC and nation, data not available at school level. Percentages at NAEP Achievement Levels.



## SC PERFORMANCE VISION

*By 2020 all students will graduate with the knowledge and skills necessary to compete successfully in the global economy, participate in a democratic society and contribute positively as members of families and communities.*

### Abbreviations Key

N/A Not Applicable N/AV Not Available N/C Not Collected N/R Not Reported I/S Insufficient Sample TBD To be determined

NI Newly Identified CSI Continuing School Improvement CA Corrective Action RP Plan to Restructure R Restructure DELAY School Improvement Status HOLD School Improvement Status

# BLenheim ELEMENTARY/MIDDLE [Marlboro]

## SCHOOL PROFILE

	Our School	Change from Last Year	Elementary Schools with Students Like Ours	Median Elementary School
<b>Students (n=313)</b>				
Retention rate	4.6%	Up from 1.0%	1.5%	1.1%
Attendance rate	94.9%	No Change	96.1%	96.2%
Served by gifted and talented program	1.5%	Up from 0.0%	5.7%	13.4%
With disabilities other than speech	10.4%	Up from 8.8%	4.3%	4.1%
Older than usual for grade	3.0%	Up from 1.1%	0.6%	0.3%
Out-of-school suspensions or expulsions for violent and/or criminal offenses	23.6%	Up from 0.3%	0.0%	0.0%
<b>Teachers (n=22)</b>				
Teachers with advanced degrees	50.0%	Up from 38.5%	61.7%	62.5%
Continuing contract teachers	86.4%	Up from 80.8%	82.8%	88.2%
Teachers returning from previous year	83.0%	Up from 75.7%	84.9%	87.8%
Teacher attendance rate	96.2%	Up from 95.9%	95.1%	95.2%
Average teacher salary*	\$40,312	Up 0.5%	\$45,139	\$46,773
Classes not taught by highly qualified teachers	19.2%	Down from 31.1%	0.0%	0.0%
Professional development days/teacher	13.5 days	Up from 10.0 days	10.5 days	10.5 days
<b>School</b>				
Principal's years at school	3.0	Up from 2.0	3.5	4.0
Student-teacher ratio in core subjects	16.9 to 1	Up from 14.7 to 1	17.6 to 1	19.9 to 1
Prime instructional time	89.0%	Down from 90.5%	90.1%	90.4%
Opportunities in the arts	Poor	Down from Fair	Good	Good
SACS accreditation	Yes	No Change	Yes	Yes
Parents attending conferences	100.0%	Up from 97.8%	100.0%	100.0%
Character development program	Excellent	No Change	Excellent	Excellent
Dollars spent per pupil**	\$8,903	Up 1.6%	\$8,344	\$7,447
Percent of expenditures for instruction**	57.6%	Up from 55.4%	67.7%	68.4%
Percent of expenditures for teacher salaries**	53.4%	Up from 50.3%	64.2%	65.8%
% of AYP objectives met	71.4%	Down from 88.2%	76.9%	90.5%

\* Length of contract = 185+ days.

\*\* Prior year audited financial data available.

## EVALUATION RESULTS

	Teachers	Students*	Parents*
Number of surveys returned	N/A	N/A	N/A
Percent satisfied with learning environment	N/A	N/A	N/A
Percent satisfied with social and physical environment	N/A	N/A	N/A
Percent satisfied with school-home relations	N/A	N/A	N/A

\*Only students at the highest elementary school grade level at this school and their parents were included.

## REPORT OF PRINCIPAL AND SCHOOL IMPROVEMENT COUNCIL

This year, Blenheim Elementary/ Middle was a Palmetto Priority Turnaround School. With that status before us, we moved with a sense of urgency to improve our academic achievement. This challenge required our students, staff, parents, community and SDE to work together.

With the opportunity to practice our Mission Statement, Blenheim went right to work building a professional learning community and collaborating with Edison Learning, as an educational associate. Through the development of rigor, relevance and relationships, we observed continuous growth in the achievements of students, the use of effective teaching strategies, the increased involvement of our parents, the development of a supporting community, and rewards from contributing business partners.

Implementing a standards-based curriculum, we allowed the data to drive the instruction for our students. Assessments were given monthly. At each period we took time to celebrate our successes by recognizing those who met or were moving towards their goals. Students enjoyed the incentives and we enjoyed their eagerness to achieve.

Student clubs and organizations exhibited great character as they represented the school during the year. The STEM/Robotics Team participated in their first competition. Special needs students wrote and submitted a play entitled, "Mud Bogging" to The State Organization on Arts and Disability. Blenheim received the 2010 Award for Very Special Arts and was given an Artist in Residence for the Spring of 2011.

The year came to an exciting close with Leadership South Carolina and Wal-Mart teaming with other corporations to make a \$10,000 contribution to the school to provide assistance with student clothing and hygiene needs. On May 27, 2011 Blenheim was released from PPS Turnaround status!

Dr. Gwendolyn L. Dixon-Coe, Principal  
Mrs. Pamela S. Johnson, SIC Chairperson

Comprehensive detail, including definitions of ratings, performance criteria, and explanations of status, is available on [www.ed.sc.gov](http://www.ed.sc.gov) and [www.eoc.sc.gov](http://www.eoc.sc.gov) as well as school and school district websites.

Printed versions are available from school districts upon request.

### Abbreviations Key

N/A Not Applicable N/AV Not Available N/C Not Collected N/R Not Reported I/S Insufficient Sample TBD To be determined  
NI Newly Identified CSI Continuing School Improvement CA Corrective Action RP Plan to Restructure R Restructure DELAY School Improvement Status HOLD School Improvement Status