



SC Annual School Report Card Summary

MCCOLL ELEMENTARY/MIDDLE
Marlboro
Grades: PK-8 Enrollment: 818
Principal: Macky Norton
Superintendent: Dr. Helena Tillar
Board Chair: Lucy Parsons

PERFORMANCE

Comprehensive detail, including definitions of ratings, performance criteria, and explanations of status, is available on www.ed.sc.gov and www.eoc.sc.gov as well as school and school district websites. Printed versions are available from school districts upon request.

| YEAR | ABSOLUTE RATING | GROWTH RATING | PALMETTO GOLD AND SILVER AWARD | | AYP STATUS | NCLB IMPROVEMENT STATUS |
|------|-----------------|---------------|--------------------------------|-----------------|------------|-------------------------|
| | | | General Performance | Closing the Gap | | |
| 2011 | Below Average | Below Average | TBD | TBD | Not Met | R |
| 2010 | Average | Good | Silver | N/A | Not Met | R |
| 2009 | Average | Average | N/A | N/A | Not Met | R |

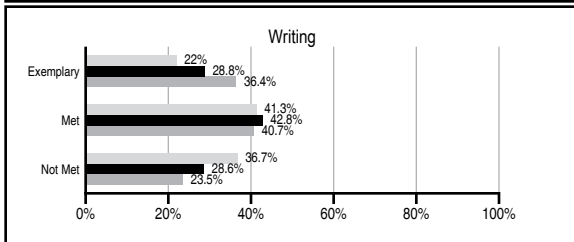
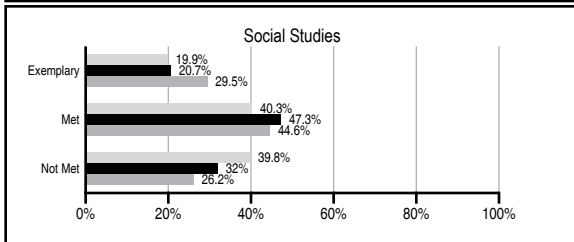
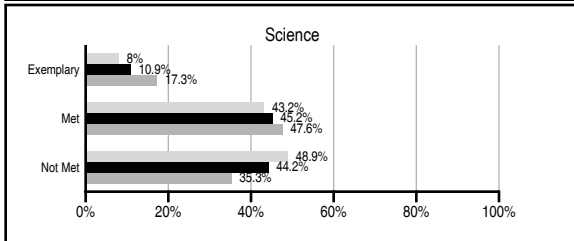
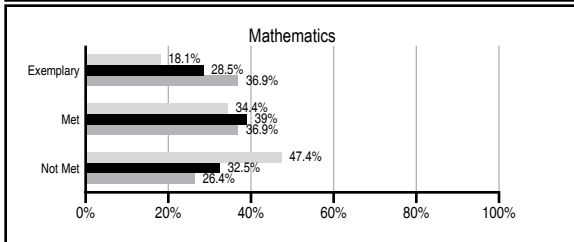
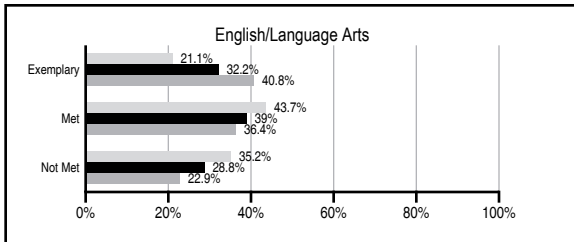
ABSOLUTE RATINGS OF ELEMENTARY SCHOOLS WITH STUDENTS LIKE OURS*

| EXCELLENT | GOOD | AVERAGE | BELOW AVERAGE | AT-RISK |
|-----------|------|---------|---------------|---------|
| 6 | 12 | 98 | 20 | 5 |

* Ratings are calculated with data available by 11/09/2011. Schools with Students Like Ours are Elementary Schools with Poverty Indices of no more than 5% above or below the index for this school.

PASS PERFORMANCE

Our School
 Elementary Schools with Students Like Ours
 Elementary schools statewide



NAEP PERFORMANCE*

* Performance reported for SC and nation, data not available at school level. Percentages at NAEP Achievement Levels.



SC PERFORMANCE VISION

By 2020 all students will graduate with the knowledge and skills necessary to compete successfully in the global economy, participate in a democratic society and contribute positively as members of families and communities.

Abbreviations Key

N/A Not Applicable N/AV Not Available N/C Not Collected N/R Not Reported I/S Insufficient Sample TBD To be determined

NI Newly Identified CSI Continuing School Improvement CA Corrective Action RP Plan to Restructure R Restructure DELAY School Improvement Status HOLD School Improvement Status

MCCOLL ELEMENTARY/MIDDLE [Marlboro]

SCHOOL PROFILE

| | Our School | Change from Last Year | Elementary Schools with Students Like Ours | Median Elementary School |
|--|------------|-----------------------|--|--------------------------|
| Students (n=818) | | | | |
| Retention rate | 0.4% | Down from 2.1% | 1.5% | 1.1% |
| Attendance rate | 95.0% | No Change | 95.9% | 96.2% |
| Served by gifted and talented program | 12.8% | Up from 12.3% | 8.6% | 13.4% |
| With disabilities other than speech | 12.1% | Down from 15.4% | 4.4% | 4.1% |
| Older than usual for grade | 0.1% | Down from 0.8% | 0.4% | 0.3% |
| Out-of-school suspensions or expulsions for violent and/or criminal offenses | 0.0% | Down from 0.1% | 0.0% | 0.0% |
| Teachers (n=57) | | | | |
| Teachers with advanced degrees | 73.7% | Up from 69.6% | 61.4% | 62.5% |
| Continuing contract teachers | 87.7% | Down from 94.6% | 86.1% | 88.2% |
| Teachers returning from previous year | 94.9% | Up from 89.4% | 86.4% | 87.8% |
| Teacher attendance rate | 95.5% | Down from 95.8% | 95.1% | 95.2% |
| Average teacher salary* | \$43,559 | Down 2.0% | \$45,886 | \$46,773 |
| Classes not taught by highly qualified teachers | 1.2% | Down from 2.2% | 0.0% | 0.0% |
| Professional development days/teacher | 5.9 days | Up from 5.0 days | 10.3 days | 10.5 days |
| School | | | | |
| Principal's years at school | 12.0 | Up from 11.0 | 4.0 | 4.0 |
| Student-teacher ratio in core subjects | 21.7 to 1 | Up from 20.0 to 1 | 18.4 to 1 | 19.9 to 1 |
| Prime instructional time | 89.8% | Down from 90.6% | 90.0% | 90.4% |
| Opportunities in the arts | Good | No Change | Good | Good |
| SACS accreditation | Yes | No Change | Yes | Yes |
| Parents attending conferences | 80.6% | Down from 89.9% | 100.0% | 100.0% |
| Character development program | Average | No Change | Excellent | Excellent |
| Dollars spent per pupil** | \$7,095 | Down 2.2% | \$7,776 | \$7,447 |
| Percent of expenditures for instruction** | 70.5% | Up from 67.6% | 67.7% | 68.4% |
| Percent of expenditures for teacher salaries** | 64.9% | Up from 64.8% | 64.7% | 65.8% |
| % of AYP objectives met | 60.0% | Down from 96.0% | 85.7% | 90.5% |

* Length of contract = 185+ days.

** Prior year audited financial data available.

EVALUATION RESULTS

| | Teachers | Students* | Parents* |
|--|----------|-----------|----------|
| Number of surveys returned | N/A | N/A | N/A |
| Percent satisfied with learning environment | N/A | N/A | N/A |
| Percent satisfied with social and physical environment | N/A | N/A | N/A |
| Percent satisfied with school-home relations | N/A | N/A | N/A |

*Only students at the highest elementary school grade level at this school and their parents were included.

REPORT OF PRINCIPAL AND SCHOOL IMPROVEMENT COUNCIL

The mission of McColl Elementary/Middle School is to create a learning community committed to developing lifelong learners and school excellence. We are guided by seven beliefs: 1) Everyone has the potential to learn, 2) Human beings have worth, 3) Learning needs to be a safe and positive experience, 4) Rights begin with respect and responsibility, 5) Education is a shared responsibility, 6) Excellence is worth the effort, and 7) Progress requires change.

McColl School serves, through an extended school year calendar, approximately 810 students in grades Pre-K through 8 with a certified staff of 56.5 and 29 support personnel.

McColl School continues to focus on improving the instructional program. Focused instruction in the core subject areas, which incorporates best practices, remediation, and enhanced learning experiences, offers students' opportunities to succeed. Instruction is based on the State Standards with a strong focus on reading improvement. Study Island, Success Maker, and Waterford technology programs supplement the regular curriculum. The System for Teacher and Student Advancement, SCTAP, has provided many hours of staff development in best teaching practices, classroom observations for instructional improvement, and Master Teachers for modeling and field testing research-based strategies. MAP testing in grades K-8 has provided teachers with data to identify students' strengths and weaknesses. A Guidance grant has provided additional services in the elementary grades.

McColl School has received several recognitions for accomplishments this school year. The Palmetto Silver Award was received for PASS test score improvement. The school met 24 of 25 Annual Yearly Progress (AYP) objectives. A Value Added score of "5", which is the highest score possible, was received from SCTAP for student growth and achievement. Three eighth grade students were recognized as Junior Scholars.

A strong Parent Involvement Program at McColl School provides an essential component to the instructional focus. Not only is it our goal that parents feel welcome, but also they receive the necessary training and support to help their children succeed.

The school is accredited by the Southern Association of Colleges and Schools. The school continues to meet all instructional standards of the State Department of Education. The status of the school is "advised" accreditation rating for 2010-2011.

Comprehensive detail, including definitions of ratings, performance criteria, and explanations of status, is available on www.ed.sc.gov and www.eoc.sc.gov as well as school and school district websites.

Printed versions are available from school districts upon request.

Abbreviations Key

N/A Not Applicable N/AV Not Available N/C Not Collected N/R Not Reported I/S Insufficient Sample TBD To be determined

NI Newly Identified CSI Continuing School Improvement CA Corrective Action RP Plan to Restructure R Restructure DELAY School Improvement Status HOLD School Improvement Status