



# SC Annual School Report Card Summary

**BENNETTSVILLE ELEMENTARY**  
**Marlboro**  
**Grades: 3-5** Enrollment: 459  
**Principal: Parnell Miles**  
**Superintendent: Dr. Helena Tillar**  
**Board Chair: Lucy Parsons**

## PERFORMANCE

Comprehensive detail, including definitions of ratings, performance criteria, and explanations of status, is available on [www.ed.sc.gov](http://www.ed.sc.gov) and [www.eoc.sc.gov](http://www.eoc.sc.gov) as well as school and school district websites. Printed versions are available from school districts upon request.

YEAR	ABSOLUTE RATING	GROWTH RATING	PALMETTO GOLD AND SILVER AWARD		AYP STATUS	NCLB IMPROVEMENT STATUS
			General Performance	Closing the Gap		
2011	Below Average	Below Average	TBD	TBD	Not Met	R
2010	At-Risk	Below Average	N/A	N/A	Not Met	R
2009	At-Risk	At-Risk	N/A	N/A	Not Met	R

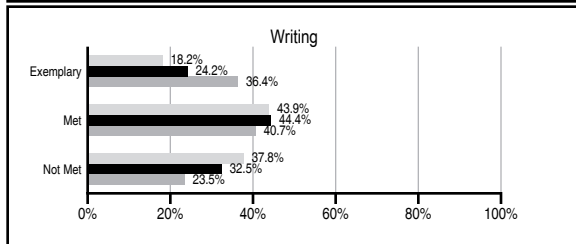
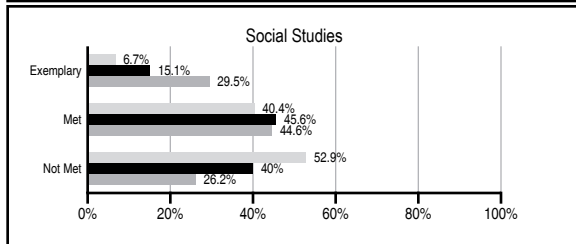
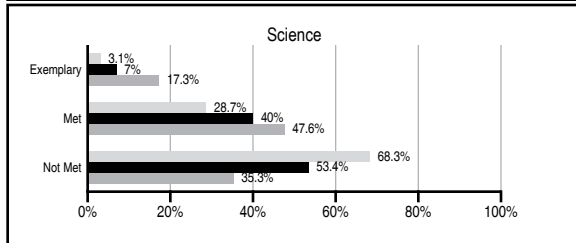
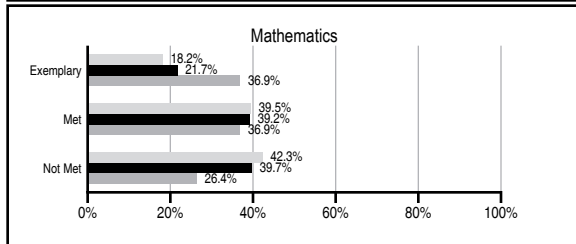
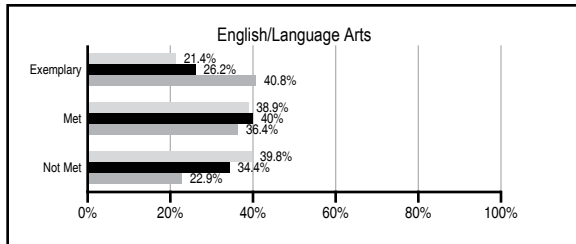
## ABSOLUTE RATINGS OF ELEMENTARY SCHOOLS WITH STUDENTS LIKE OURS\*

EXCELLENT	GOOD	AVERAGE	BELOW AVERAGE	AT-RISK
1	7	80	51	23

\* Ratings are calculated with data available by 11/09/2011. Schools with Students Like Ours are Elementary Schools with Poverty Indices of no more than 5% above or below the index for this school.

## PASS PERFORMANCE

Our School
  Elementary Schools with Students Like Ours
  Elementary schools statewide



## NAEP PERFORMANCE\*

\* Performance reported for SC and nation, data not available at school level. Percentages at NAEP Achievement Levels.



## SC PERFORMANCE VISION

*By 2020 all students will graduate with the knowledge and skills necessary to compete successfully in the global economy, participate in a democratic society and contribute positively as members of families and communities.*

### Abbreviations Key

N/A Not Applicable N/AV Not Available N/C Not Collected N/R Not Reported I/S Insufficient Sample TBD To be determined

NI Newly Identified CSI Continuing School Improvement CA Corrective Action RP Plan to Restructure R Restructure DELAY School Improvement Status HOLD School Improvement Status

# BENNETTSVILLE ELEMENTARY [Marlboro]

## SCHOOL PROFILE

	Our School	Change from Last Year	Elementary Schools with Students Like Ours	Median Elementary School
<b>Students (n=459)</b>				
Retention rate	1.5%	Up from 0.4%	1.5%	1.1%
Attendance rate	96.2%	Up from 95.5%	96.1%	96.2%
Served by gifted and talented program	6.9%	Up from 6.6%	5.3%	13.4%
With disabilities other than speech	10.6%	Down from 15.4%	4.3%	4.1%
Older than usual for grade	2.2%	Up from 0.4%	0.6%	0.3%
Out-of-school suspensions or expulsions for violent and/or criminal offenses	N/R	N/R	0.0%	0.0%
<b>Teachers (n=33)</b>				
Teachers with advanced degrees	51.5%	Up from 48.5%	61.9%	62.5%
Continuing contract teachers	81.8%	Down from 90.9%	82.1%	88.2%
Teachers returning from previous year	87.2%	Up from 85.4%	84.6%	87.8%
Teacher attendance rate	95.9%	Up from 92.3%	95.3%	95.2%
Average teacher salary*	\$42,590	Down 2.7%	\$45,168	\$46,773
Classes not taught by highly qualified teachers	6.8%	Up from 6.2%	0.0%	0.0%
Professional development days/teacher	1.9 days	Down from 5.0 days	10.6 days	10.5 days
<b>School</b>				
Principal's years at school	3.0	Up from 2.0	3.3	4.0
Student-teacher ratio in core subjects	12.5 to 1	Down from 19.6 to 1	17.5 to 1	19.9 to 1
Prime instructional time	90.8%	Up from 87.3%	90.4%	90.4%
Opportunities in the arts	Good	No Change	Good	Good
SACS accreditation	Yes	No Change	Yes	Yes
Parents attending conferences	77.9%	Down from 85.0%	100.0%	100.0%
Character development program	N/R	N/R	Excellent	Excellent
Dollars spent per pupil**	\$8,417	Up 3.3%	\$8,489	\$7,447
Percent of expenditures for instruction**	67.0%	Up from 64.5%	67.7%	68.4%
Percent of expenditures for teacher salaries**	58.2%	Down from 60.5%	64.0%	65.8%
% of AYP objectives met	76.2%	Down from 90.5%	76.9%	90.5%

\* Length of contract = 185+ days.

\*\* Prior year audited financial data available.

## EVALUATION RESULTS

	Teachers	Students*	Parents*
Number of surveys returned	27	148	73
Percent satisfied with learning environment	85.2%	76.6%	60.6%
Percent satisfied with social and physical environment	81.5%	79.2%	67.6%
Percent satisfied with school-home relations	76.9%	84.9%	69.0%

\*Only students at the highest elementary school grade level at this school and their parents were included.

Comprehensive detail, including definitions of ratings, performance criteria, and explanations of status, is available on [www.ed.sc.gov](http://www.ed.sc.gov) and [www.eoc.sc.gov](http://www.eoc.sc.gov) as well as school and school district websites.

Printed versions are available from school districts upon request.

## REPORT OF PRINCIPAL AND SCHOOL IMPROVEMENT COUNCIL

The 2010-2011 school year began with an open-house with 373 parents participating. Class assignments, locations, bus information and supply lists were shared. Students and parents could meet staff and receive answers to pertinent questions. This event set the tone for an exciting and rewarding year.

Bennettsville Elementary School continued the innovative changes made during the 2009-2010 school year. The Positive Behavior Intervention (PBIS) was continued. The school counselors, in collaboration with the administration, continued to use a counselor's referral form. Students were referred to counselors for inappropriate behavior before an office referral could be written during the first three weeks of school. Severe infractions (fighting, extreme disrespect) were not included.

We continued our safety patrol with our fifth grade students. Students were recommended by their teachers, counselors and administrators. They were selected on academics, attitudes, leadership abilities, and positive behavior. Training was provided and meetings were held periodically. Their grades were monitored as well as their behavior. Students who were unable to maintain expectations were put on probation or dismissed. Others were recommended throughout the school year. They served in areas such as halls, buses, car-rider areas, cafeteria and sidewalks. They also served as receptionists, hosts, or hostesses during luncheons. We implemented a Flag and Honors patrol. Ten students were selected with teacher and counselor recommendations. They were taught leadership skills and flag etiquette. They raised and lowered our flags daily. They also presented colors at all school events. In addition, they posted the colors for a school board meeting.

Academics continue to be the main objective of the school. We partnered with Edison Learning to bring additional focus to academic delivery by teachers and academic achievement by our students. Staff development was provided to teachers in all areas of the curriculum and many instructional resources were acquired for all classrooms. A monthly assessment was used for ELA and Math. Students became more involved with their own learning. Teachers presented show-and-tell activities at each faculty meeting. Seven classes presented instructional presentations at PTO meetings, averaging around 200 parents per event. These activities have greatly increased our student and parent attitudes about learning. Other curriculum changes were also implemented to assist our drive for excellence (i.e. Common planning, vertical and horizontal planning, and scheduled time to teach specific subjects.)

The future of Bennettsville Elementary continues to look bright. We are committed to making sure that every child has the opportunity for a quality education. We know we will provide this level of education; that is our mission. We stand behind our commitment and we ask you to join us. Children who live in a well-rounded family environment grow emotionally, physically, socially, and psychologically. Our MAP data for this year is Reading, 2010 – 48.0% - 2011 – 60.2% and Math, 2010 – 48.0% - 2011 – 62.7%. Look at the progress we've made together. Thank you for your participation in this partnership. Please continue to help us help your children. We are better together.

Steven Ellerbe, SIC Chair      Parnell Miles, Principal

### Abbreviations Key

N/A Not Applicable N/AV Not Available N/C Not Collected N/R Not Reported I/S Insufficient Sample TBD To be determined  
NI Newly Identified CSI Continuing School Improvement CA Corrective Action RP Plan to Restructure R Restructure DELAY School Improvement Status HOLD School Improvement Status