

SC Annual School Report Card Summary

BRITTON'S NECK ELEMENTARY
 Marion 7
 Grades: PK-5 Enrollment: 319
 Principal: Dr. Angela Huggins
 Superintendent: Dr. Dan Strickland
 Board Chair: McKeiver Williamson

PERFORMANCE

Comprehensive detail, including definitions of ratings, performance criteria, and explanations of status, is available on www.ed.sc.gov and www.eoc.sc.gov as well as school and school district websites. Printed versions are available from school districts upon request.

YEAR	ABSOLUTE RATING	GROWTH RATING	PALMETTO GOLD AND SILVER AWARD		AYP STATUS	NCLB IMPROVEMENT STATUS
			General Performance	Closing the Gap		
2011	Average	Good	TBD	TBD	Met	N/A
2010	Average	Excellent	Gold	Silver	Met	N/A
2009	Average	Average	N/A	N/A	Met	N/A

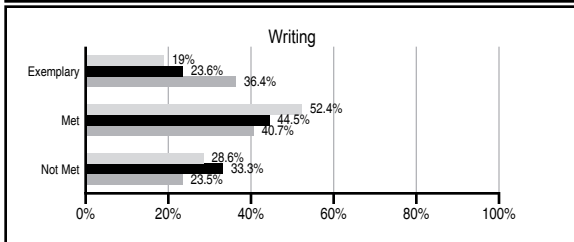
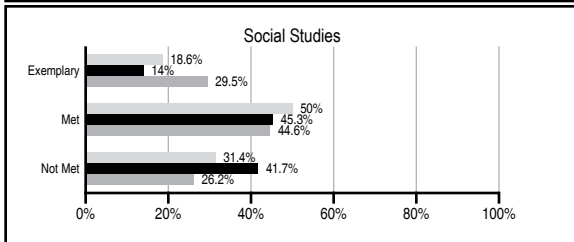
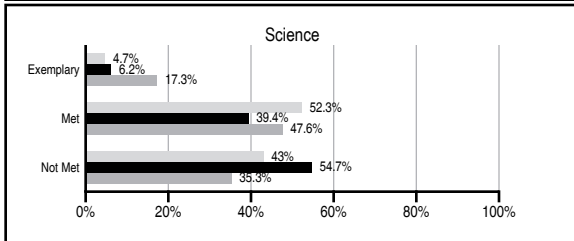
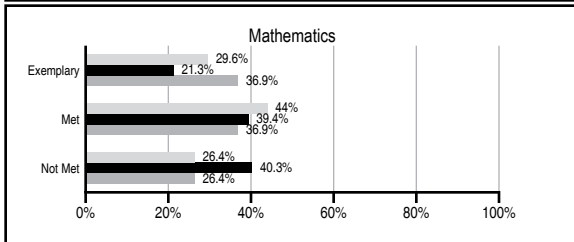
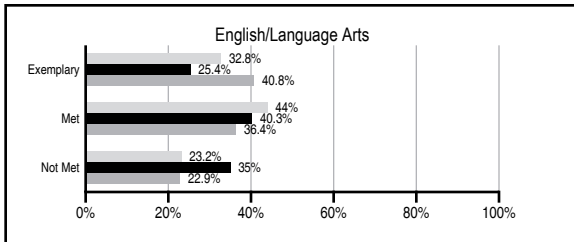
ABSOLUTE RATINGS OF ELEMENTARY SCHOOLS WITH STUDENTS LIKE OURS*

EXCELLENT	GOOD	AVERAGE	BELOW AVERAGE	AT-RISK
0	4	56	42	18

* Ratings are calculated with data available by 11/09/2011. Schools with Students Like Ours are Elementary Schools with Poverty Indices of no more than 5% above or below the index for this school.



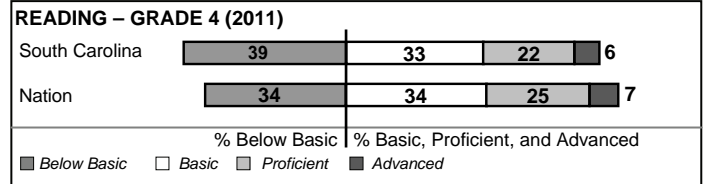
PASS PERFORMANCE

Our School
 Elementary Schools with Students Like Ours
 Elementary schools statewide



NAEP PERFORMANCE*

* Performance reported for SC and nation, data not available at school level. Percentages at NAEP Achievement Levels.



SC PERFORMANCE VISION

By 2020 all students will graduate with the knowledge and skills necessary to compete successfully in the global economy, participate in a democratic society and contribute positively as members of families and communities.

Abbreviations Key

N/A Not Applicable N/AV Not Available N/C Not Collected N/R Not Reported I/S Insufficient Sample TBD To be determined

NI Newly Identified CSI Continuing School Improvement CA Corrective Action RP Plan to Restructure R Restructure DELAY School Improvement Status HOLD School Improvement Status

BRITTON'S NECK ELEMENTARY [Marion 7]

SCHOOL PROFILE

	Our School	Change from Last Year	Elementary Schools with Students Like Ours	Median Elementary School
Students (n=319)				
Retention rate	6.2%	Up from 3.6%	1.5%	1.1%
Attendance rate	95.4%	Down from 98.5%	96.0%	96.2%
Served by gifted and talented program	0.7%	Down from 4.5%	5.0%	13.4%
With disabilities other than speech	2.8%	Down from 13.7%	4.4%	4.1%
Older than usual for grade	1.6%	No Change	0.5%	0.3%
Out-of-school suspensions or expulsions for violent and/or criminal offenses	0.0%	Down from 0.4%	0.0%	0.0%
Teachers (n=24)				
Teachers with advanced degrees	83.3%	Up from 78.3%	61.2%	62.5%
Continuing contract teachers	87.5%	Up from 78.3%	80.3%	88.2%
Teachers returning from previous year	85.0%	Up from 82.2%	84.4%	87.8%
Teacher attendance rate	95.9%	Down from 96.9%	95.3%	95.2%
Average teacher salary*	\$43,851	Down 2.4%	\$44,762	\$46,773
Classes not taught by highly qualified teachers	5.6%	Down from 6.1%	0.0%	0.0%
Professional development days/teacher	22.4 days	Up from 20.0 days	10.8 days	10.5 days
School				
Principal's years at school	2.0	Up from 1.0	3.0	4.0
Student-teacher ratio in core subjects	18.5 to 1	Up from 17.9 to 1	17.5 to 1	19.9 to 1
Prime instructional time	89.2%	Down from 92.9%	90.1%	90.4%
Opportunities in the arts	Good	No Change	Good	Good
SACS accreditation	Yes	No Change	Yes	Yes
Parents attending conferences	100.0%	No Change	100.0%	100.0%
Character development program	Excellent	Up from Good	Excellent	Excellent
Dollars spent per pupil**	\$10,854	Down 10.5%	\$8,463	\$7,447
Percent of expenditures for instruction**	58.9%	Down from 60.4%	67.3%	68.4%
Percent of expenditures for teacher salaries**	51.6%	Down from 52.4%	63.8%	65.8%
% of AYP objectives met	100.0%	No Change	76.9%	90.5%

* Length of contract = 185+ days.

** Prior year audited financial data available.

EVALUATION RESULTS

	Teachers	Students*	Parents*
Number of surveys returned	22	56	39
Percent satisfied with learning environment	86.4%	85.7%	87.2%
Percent satisfied with social and physical environment	100.0%	83.9%	92.1%
Percent satisfied with school-home relations	63.6%	85.7%	97.4%

*Only students at the highest elementary school grade level at this school and their parents were included.

REPORT OF PRINCIPAL AND SCHOOL IMPROVEMENT COUNCIL

This has been a productive year at Britton's Neck Elementary School. Our students, teachers, and parents worked together and progressed towards meeting the performance goals included in the school strategic plan. While we realize there is room for improvement, we are proud of the gains we have made this year. We have made AYP for the second year in a row and have earned Palmetto Gold for Overall Performance and Palmetto Silver for Closing the Achievement Gap. Teachers used standards based instruction, met during common planning sessions, attended study groups, and analyzed student assessment data to personalize instruction for each child. Continuous progress monitoring allows us to know where all of our children are academically at any given time during the year. This information is then used to provide additional support or acceleration.

Teachers recognized reading and math-problem solving as areas that required additional support. To assist teachers in teaching reading, they attended study group to learn about best practice and worked side by side with the literacy coach to put this learning into action. To provide assistance in math, teachers worked similarly with math specialists learning to use notebooking to help children show their learning.

To encourage the love of reading we implemented a Summer Reading Program for students. Each student was given free books along with stamped postcards and were encouraged to write back about their books. Later in the year, students in the upper grades became Pen Pals with teachers and staff members to read, write, and talk about books.

Parents are valued assets who partner with teachers to increase student learning. This year we have focused on strengthening family involvement by participating in the National Parenting Network with Johns Hopkins University and Francis Marion University Center of Excellence. We have enjoyed tremendous success with such programs as Grits for Grandparents, Family Math Night, Family PASS Blitz, and Manner's Day. We also continue to support parents through our Home Visitors and the meetings they share with the parents of our youngest children.

Through partnerships with teachers, parents, and community members, we are continuously analyzing data, identifying areas of concern and creating new strategies to help children reach their learning potential. At Britton's Neck Elementary, we are a community of learners working together for our children.

Dr. Angela Huggins, principal
Crystal Johnson, SIC
LaTonya Austin, SIC

Comprehensive detail, including definitions of ratings, performance criteria, and explanations of status, is available on www.ed.sc.gov and www.eoc.sc.gov as well as school and school district websites.

Printed versions are available from school districts upon request.

Abbreviations Key

N/A Not Applicable N/AV Not Available N/C Not Collected N/R Not Reported I/S Insufficient Sample TBD To be determined

NI Newly Identified CSI Continuing School Improvement CA Corrective Action RP Plan to Restructure R Restructure DELAY School Improvement Status HOLD School Improvement Status