



SC Annual School Report Card Summary

MCCORMICK ELEMENTARY

Marion Two

Grades: 3-5

Enrollment: 396

Principal: Martina Y. Rush

Superintendent: Dr. Dan Strickland

Board Chair: Mrs. Mollie Bethea-Floyd

PERFORMANCE

Comprehensive detail, including definitions of ratings, performance criteria, and explanations of status, is available on www.ed.sc.gov and www.eoc.sc.gov as well as school and school district websites. Printed versions are available from school districts upon request.

YEAR	ABSOLUTE RATING	GROWTH RATING	PALMETTO GOLD AND SILVER AWARD		AYP STATUS	NCLB IMPROVEMENT STATUS
			General Performance	Closing the Gap		
2011	Below Average	Average	TBD	TBD	Not Met	CA
2010	Below Average	Average	N/A	N/A	Not Met	CSI
2009	Below Average	Average	N/A	N/A	Not Met	NI

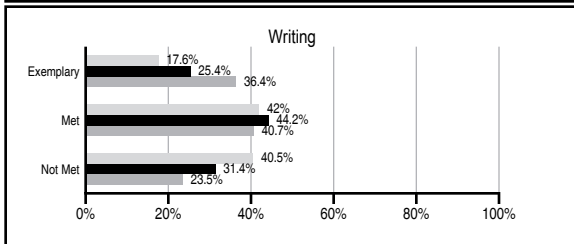
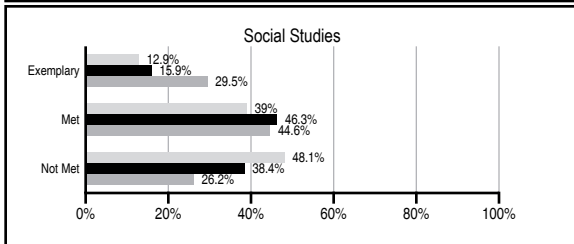
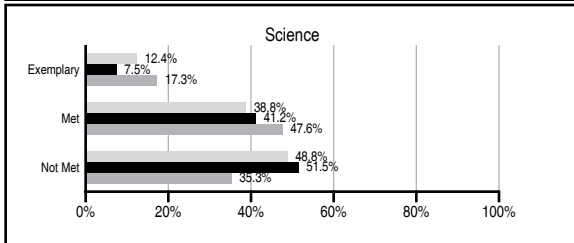
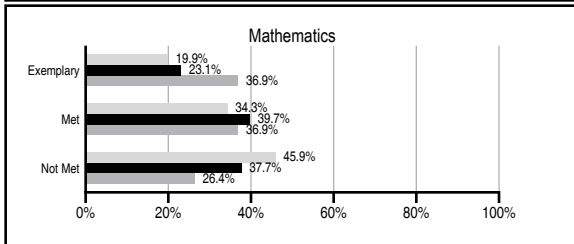
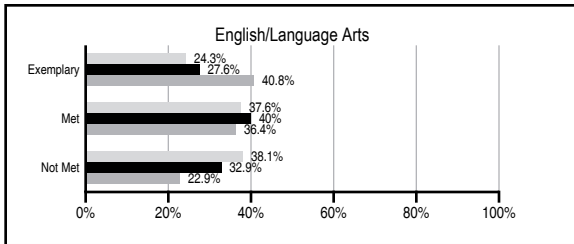
ABSOLUTE RATINGS OF ELEMENTARY SCHOOLS WITH STUDENTS LIKE OURS*

EXCELLENT	GOOD	AVERAGE	BELOW AVERAGE	AT-RISK
3	9	108	52	22

* Ratings are calculated with data available by 11/09/2011. Schools with Students Like Ours are Elementary Schools with Poverty Indices of no more than 5% above or below the index for this school.



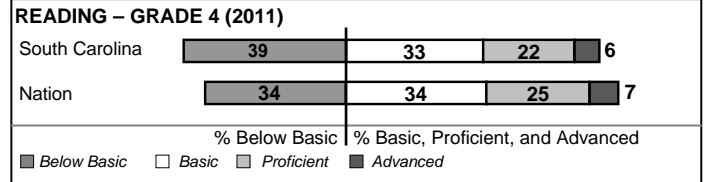
PASS PERFORMANCE

Our School Elementary Schools with Students Like Ours Elementary schools statewide



NAEP PERFORMANCE*

* Performance reported for SC and nation, data not available at school level. Percentages at NAEP Achievement Levels.



SC PERFORMANCE VISION

By 2020 all students will graduate with the knowledge and skills necessary to compete successfully in the global economy, participate in a democratic society and contribute positively as members of families and communities.

Abbreviations Key

N/A Not Applicable N/AV Not Available N/C Not Collected N/R Not Reported I/S Insufficient Sample TBD To be determined

NI Newly Identified CSI Continuing School Improvement CA Corrective Action RP Plan to Restructure R Restructure DELAY School Improvement Status HOLD School Improvement Status

MCCORMICK ELEMENTARY [Marion Two]

SCHOOL PROFILE

	Our School	Change from Last Year	Elementary Schools with Students Like Ours	Median Elementary School
Students (n=396)				
Retention rate	0.0%	Down from 0.5%	1.5%	1.1%
Attendance rate	95.4%	Up from 95.1%	95.9%	96.2%
Served by gifted and talented program	9.2%	Down from 20.2%	5.9%	13.4%
With disabilities other than speech	11.2%	Down from 15.3%	4.2%	4.1%
Older than usual for grade	0.5%	No Change	0.5%	0.3%
Out-of-school suspensions or expulsions for violent and/or criminal offenses	0.5%	No Change	0.0%	0.0%
Teachers (n=24)				
Teachers with advanced degrees	50.0%	Down from 53.8%	61.7%	62.5%
Continuing contract teachers	83.3%	Down from 88.5%	83.3%	88.2%
Teachers returning from previous year	83.5%	Down from 86.5%	85.1%	87.8%
Teacher attendance rate	93.6%	Down from 94.9%	95.1%	95.2%
Average teacher salary*	\$44,419	Down 4.1%	\$45,304	\$46,773
Classes not taught by highly qualified teachers	1.8%	Up from 0.0%	0.0%	0.0%
Professional development days/teacher	9.6 days	Down from 11.2 days	10.6 days	10.5 days
School				
Principal's years at school	1.0	Down from 4.0	3.0	4.0
Student-teacher ratio in core subjects	21.8 to 1	Up from 20.3 to 1	17.7 to 1	19.9 to 1
Prime instructional time	88.2%	Down from 89.2%	90.0%	90.4%
Opportunities in the arts	Good	No Change	Good	Good
SACS accreditation	Yes	No Change	Yes	Yes
Parents attending conferences	100.0%	Up from 99.3%	100.0%	100.0%
Character development program	Good	No Change	Excellent	Excellent
Dollars spent per pupil**	\$6,628	Down 2.4%	\$8,313	\$7,447
Percent of expenditures for instruction**	67.6%	Down from 69.1%	67.9%	68.4%
Percent of expenditures for teacher salaries**	61.2%	Down from 62.4%	64.2%	65.8%
% of AYP objectives met	76.2%	Down from 95.2%	76.9%	90.5%

* Length of contract = 185+ days.

** Prior year audited financial data available.

EVALUATION RESULTS

	Teachers	Students*	Parents*
Number of surveys returned	18	129	77
Percent satisfied with learning environment	88.9%	79.8%	86.7%
Percent satisfied with social and physical environment	94.4%	81.9%	81.3%
Percent satisfied with school-home relations	55.6%	79.1%	85.1%

*Only students at the highest elementary school grade level at this school and their parents were included.

REPORT OF PRINCIPAL AND SCHOOL IMPROVEMENT COUNCIL

McCormick Elementary School continues to set high expectations for all students. During the 2010-2011 school year we made progress towards accomplishing our goals of improving student achievement by providing quality learning experiences in an environment conducive to academic excellence. We formed new partnerships and maintained existing ones to best serve the needs of our students and to ensure their success.

McCormick Elementary School provided students with intensive teacher support and differentiated instruction by utilizing the Balanced Rotational Instruction Model in English Language Arts and Math. Using this approach to instructional design in the reading and math class, students were able to make significant gains on the MAP assessment and on the math PASS assessment. Computer assistance was offered in math and ELA by using Kidbiz 3000, Compass Learning and Study Island. Teacher and student conferences were held throughout the year to determine student achievement goals and assess the progress toward those goals. The dedication and commitment of the McCormick teachers and staff provided for a productive year.

We are proud of the excellence of our students and their achievements. Fifty-seven of our students were inducted into the National Elementary Honor Society. One of our students was recognized for achieving a perfect score on the 2011 ELA PASS assessment. Forty-six percent of our students achieved an 85 or better the entire year. Fifty-eight students at McCormick experienced their first ever overnight, academic field trip to Washington, DC during the week of spring break.

Strong, viable partnerships between the school, home and community at large were key to the improvements that we made and will continue to be so. Parents and community members participated in School Improvement Council, Parent Teacher Organization, chaperoning field studies and other volunteer initiatives. Business partnerships donated time by tutoring our students in math and providing supplies and incentives. Students, parents and community members raised money for the March of Dimes, Relay for Life and Pennies for Patients.

McCormick Elementary School will continue to set high expectations for students while establishing and maintaining partnerships to best support the needs of our students.

Martina Y. Rush, Principal
Celena Watson, SIC Chairperson

Comprehensive detail, including definitions of ratings, performance criteria, and explanations of status, is available on www.ed.sc.gov and www.eoc.sc.gov as well as school and school district websites.

Printed versions are available from school districts upon request.

Abbreviations Key

N/A Not Applicable N/AV Not Available N/C Not Collected N/R Not Reported I/S Insufficient Sample TBD To be determined

NI Newly Identified CSI Continuing School Improvement CA Corrective Action RP Plan to Restructure R Restructure DELAY School Improvement Status HOLD School Improvement Status