



# SC Annual School Report Card Summary

**MCCORMICK ELEMENTARY**  
**McCormick**  
**Grades: PK-5** Enrollment: 408  
**Principal: Dr. Mark Dean**  
**Superintendent: Dr. Earlean C. Smiley**  
**Board Chair: Dr. George Yeldell**

## PERFORMANCE

Comprehensive detail, including definitions of ratings, performance criteria, and explanations of status, is available on [www.ed.sc.gov](http://www.ed.sc.gov) and [www.eoc.sc.gov](http://www.eoc.sc.gov) as well as school and school district websites. Printed versions are available from school districts upon request.

YEAR	ABSOLUTE RATING	GROWTH RATING	PALMETTO GOLD AND SILVER AWARD		AYP STATUS	NCLB IMPROVEMENT STATUS
			General Performance	Closing the Gap		
2011	Average	Average	TBD	TBD	Met	N/A
2010	Average	Average	N/A	N/A	Met	N/A
2009	Average	Average	N/A	N/A	Met	NI-DELAY

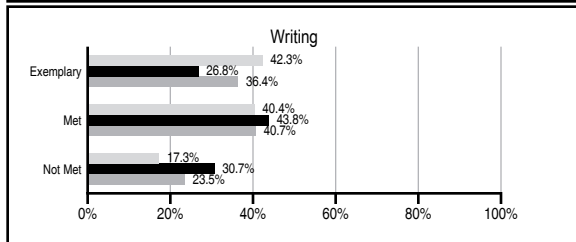
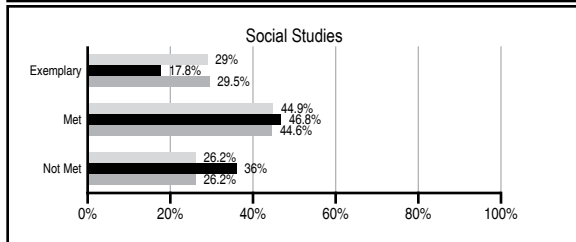
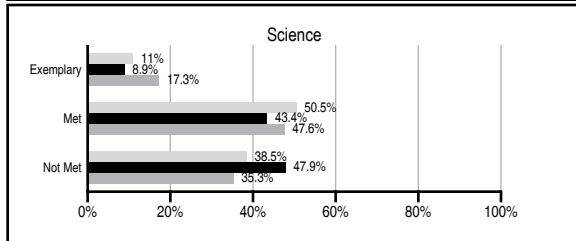
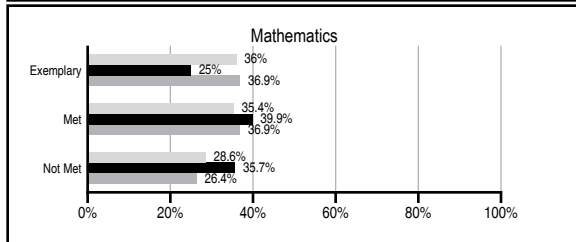
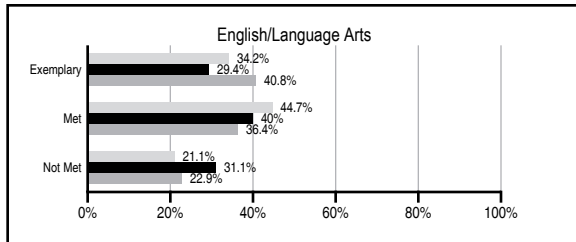
## ABSOLUTE RATINGS OF ELEMENTARY SCHOOLS WITH STUDENTS LIKE OURS\*

EXCELLENT	GOOD	AVERAGE	BELOW AVERAGE	AT-RISK
3	9	106	37	10

\* Ratings are calculated with data available by 11/09/2011. Schools with Students Like Ours are Elementary Schools with Poverty Indices of no more than 5% above or below the index for this school.

## PASS PERFORMANCE

Our School
  Elementary Schools with Students Like Ours
  Elementary schools statewide



## NAEP PERFORMANCE\*

\* Performance reported for SC and nation, data not available at school level. Percentages at NAEP Achievement Levels.



## SC PERFORMANCE VISION

*By 2020 all students will graduate with the knowledge and skills necessary to compete successfully in the global economy, participate in a democratic society and contribute positively as members of families and communities.*

### Abbreviations Key

N/A Not Applicable N/AV Not Available N/C Not Collected N/R Not Reported I/S Insufficient Sample TBD To be determined

NI Newly Identified CSI Continuing School Improvement CA Corrective Action RP Plan to Restructure R Restructure DELAY School Improvement Status HOLD School Improvement Status

# MCCORMICK ELEMENTARY [McCormick]

## SCHOOL PROFILE

	Our School	Change from Last Year	Elementary Schools with Students Like Ours	Median Elementary School
<b>Students (n=408)</b>				
Retention rate	2.5%	Down from 3.6%	1.5%	1.1%
Attendance rate	96.6%	Up from 96.0%	95.9%	96.2%
Served by gifted and talented program	1.2%	Down from 1.4%	7.1%	13.4%
With disabilities other than speech	1.3%	Down from 3.7%	4.5%	4.1%
Older than usual for grade	0.5%	Down from 1.0%	0.5%	0.3%
Out-of-school suspensions or expulsions for violent and/or criminal offenses	0.0%	No Change	0.0%	0.0%
<b>Teachers (n=23)</b>				
Teachers with advanced degrees	73.9%	Up from 50.0%	60.8%	62.5%
Continuing contract teachers	100.0%	Up from 73.3%	84.0%	88.2%
Teachers returning from previous year	91.3%	Up from 89.2%	85.7%	87.8%
Teacher attendance rate	95.6%	Up from 91.6%	95.2%	95.2%
Average teacher salary*	\$45,967	Up 1.6%	\$45,543	\$46,773
Classes not taught by highly qualified teachers	0.0%	Down from 0.7%	0.0%	0.0%
Professional development days/teacher	12.3 days	Down from 20.9 days	10.5 days	10.5 days
<b>School</b>				
Principal's years at school	1.0	Down from 9.0	3.8	4.0
Student-teacher ratio in core subjects	17.7 to 1	Up from 16.2 to 1	18.2 to 1	19.9 to 1
Prime instructional time	90.7%	Up from 85.8%	90.0%	90.4%
Opportunities in the arts	Good	No Change	Good	Good
SACS accreditation	Yes	No Change	Yes	Yes
Parents attending conferences	98.5%	Down from 100.0%	100.0%	100.0%
Character development program	Excellent	No Change	Excellent	Excellent
Dollars spent per pupil**	\$6,562	Up 4.6%	\$7,948	\$7,447
Percent of expenditures for instruction**	82.4%	Up from 75.3%	68.1%	68.4%
Percent of expenditures for teacher salaries**	77.4%	Up from 71.8%	65.3%	65.8%
% of AYP objectives met	100.0%	No Change	77.9%	90.5%

\* Length of contract = 185+ days.

\*\* Prior year audited financial data available.

## REPORT OF PRINCIPAL AND SCHOOL IMPROVEMENT COUNCIL

The 2010-2011 school year was one of adjustment and change for McCormick Elementary School. Our interim principal, Dewey Carey, led our students and staff through these adjustments and changes to have us emerge with a clear determination to meet our new vision. The key focus of professional development was framed around data. Our district developed new mini-assessments and benchmarks from pacing guides to guide instruction. Data from Measures of Academic Progress (MAP) testing and Classworks, enabled teachers to address specific individual student needs. In addition teachers received Response to Intervention (RTI) and Positive Behavior Interventions & Supports (PBIS) training. We have worked to improve instruction in other ways. Since technology plays a vital role in children's lives in today's society, the school integrated technology into the daily teaching and learning process. Students received hands on instruction in the use of students response systems, IPods, and dance mats. Twenty-five new members were inducted into the National Junior Beta Club, and three students won honors at the CSRA Regional Science Fair at USC Aiken. Service learning projects included the American Cancer Society Relay for Life, American Heart Association, Big Oaks Farm, and the Humane Society. A close-knit rural community of children, parents, teachers, staff and other stakeholders, work to uphold the key principals of district's mission. Dewey Carey, Principal Chrishele Luchey, SIC Chair

## EVALUATION RESULTS

	Teachers	Students*	Parents*
Number of surveys returned	30	53	27
Percent satisfied with learning environment	83.3%	86.8%	80.8%
Percent satisfied with social and physical environment	100.0%	81.1%	88.5%
Percent satisfied with school-home relations	71.4%	86.8%	87.5%

\*Only students at the highest elementary school grade level at this school and their parents were included.

Comprehensive detail, including definitions of ratings, performance criteria, and explanations of status, is available on [www.ed.sc.gov](http://www.ed.sc.gov) and [www.eoc.sc.gov](http://www.eoc.sc.gov) as well as school and school district websites.

Printed versions are available from school districts upon request.

### Abbreviations Key

N/A Not Applicable N/AV Not Available N/C Not Collected N/R Not Reported I/S Insufficient Sample TBD To be determined  
 NI Newly Identified CSI Continuing School Improvement CA Corrective Action RP Plan to Restructure R Restructure DELAY School Improvement Status HOLD School Improvement Status