



# SC Annual School Report Card Summary

**OAK POINTE ELEMENTARY**  
 Lexington/Richland 5  
 Grades: PK-5 Enrollment: 694  
 Principal: Cassandra H. Paschal  
 Superintendent: Stephen W. Hefner, Ed. D.  
 Board Chair: Robert Gantt

## PERFORMANCE

Comprehensive detail, including definitions of ratings, performance criteria, and explanations of status, is available on [www.ed.sc.gov](http://www.ed.sc.gov) and [www.eoc.sc.gov](http://www.eoc.sc.gov) as well as school and school district websites. Printed versions are available from school districts upon request.

YEAR	ABSOLUTE RATING	GROWTH RATING	PALMETTO GOLD AND SILVER AWARD		AYP STATUS	NCLB IMPROVEMENT STATUS
			General Performance	Closing the Gap		
2011	Excellent	Excellent	TBD	TBD	Met	N/A
2010	Excellent	Excellent	Gold	Silver	Met	N/A
2009	Excellent	Good	Gold	N/A	Met	N/A

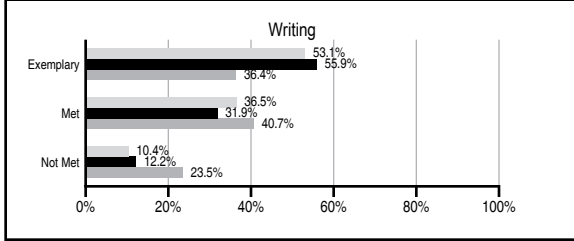
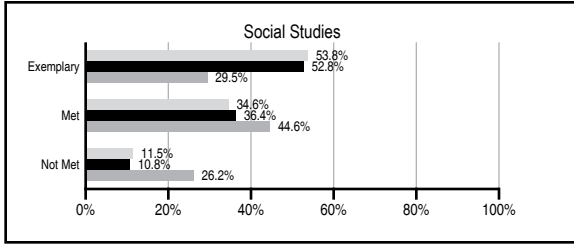
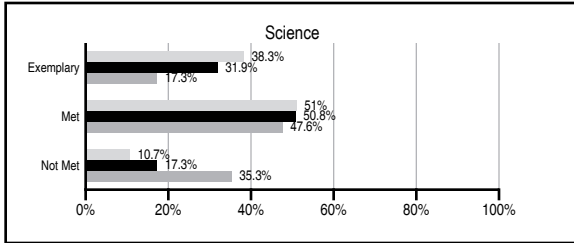
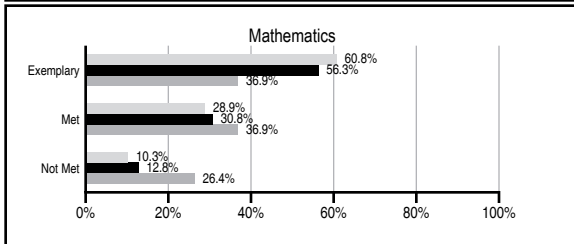
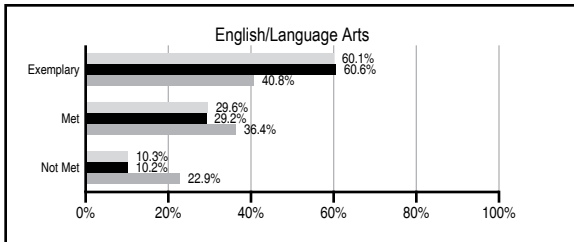
## ABSOLUTE RATINGS OF ELEMENTARY SCHOOLS WITH STUDENTS LIKE OURS\*

EXCELLENT	GOOD	AVERAGE	BELOW AVERAGE	AT-RISK
24	2	0	0	0

\* Ratings are calculated with data available by 11/09/2011. Schools with Students Like Ours are Elementary Schools with Poverty Indices of no more than 5% above or below the index for this school.

## PASS PERFORMANCE

Our School  
 Elementary Schools with Students Like Ours  
 Elementary schools statewide



## NAEP PERFORMANCE\*

\* Performance reported for SC and nation, data not available at school level. Percentages at NAEP Achievement Levels.



## SC PERFORMANCE VISION

*By 2020 all students will graduate with the knowledge and skills necessary to compete successfully in the global economy, participate in a democratic society and contribute positively as members of families and communities.*

### Abbreviations Key

N/A Not Applicable N/AV Not Available N/C Not Collected N/R Not Reported I/S Insufficient Sample TBD To be determined

NI Newly Identified CSI Continuing School Improvement CA Corrective Action RP Plan to Restructure R Restructure DELAY School Improvement Status HOLD School Improvement Status

# OAK POINTE ELEMENTARY [Lexington/Richland 5]

## SCHOOL PROFILE

	Our School	Change from Last Year	Elementary Schools with Students Like Ours	Median Elementary School
<b>Students (n=694)</b>				
Retention rate	0.3%	Up from 0.0%	0.6%	1.1%
Attendance rate	97.0%	Down from 99.8%	96.7%	96.2%
Served by gifted and talented program	28.1%	Down from 30.2%	31.1%	13.4%
With disabilities other than speech	2.7%	Down from 10.2%	3.2%	4.1%
Older than usual for grade	0.0%	Down from 0.2%	0.1%	0.3%
Out-of-school suspensions or expulsions for violent and/or criminal offenses	0.0%	No Change	0.0%	0.0%
<b>Teachers (n=53)</b>				
Teachers with advanced degrees	62.3%	Up from 60.0%	64.6%	62.5%
Continuing contract teachers	90.6%	Up from 88.0%	92.2%	88.2%
Teachers returning from previous year	71.0%	Up from 70.2%	90.3%	87.8%
Teacher attendance rate	96.0%	Up from 94.1%	94.6%	95.2%
Average teacher salary*	\$47,623	Down 4.4%	\$48,556	\$46,773
Classes not taught by highly qualified teachers	0.8%	Up from 0.0%	0.0%	0.0%
Professional development days/teacher	12.2 days	Up from 9.0 days	10.6 days	10.5 days
<b>School</b>				
Principal's years at school	5.5	Up from 4.5	5.0	4.0
Student-teacher ratio in core subjects	18.6 to 1	Down from 18.7 to 1	21.3 to 1	19.9 to 1
Prime instructional time	92.5%	Down from 93.2%	91.0%	90.4%
Opportunities in the arts	Good	No Change	Good	Good
SACS accreditation	Yes	No Change	Yes	Yes
Parents attending conferences	100.0%	Up from 95.0%	100.0%	100.0%
Character development program	Excellent	No Change	Excellent	Excellent
Dollars spent per pupil**	\$8,362	Down 7.0%	\$6,494	\$7,447
Percent of expenditures for instruction**	71.7%	Up from 68.2%	69.9%	68.4%
Percent of expenditures for teacher salaries**	70.9%	Up from 66.5%	68.8%	65.8%
% of AYP objectives met	100.0%	No Change	100.0%	90.5%

\* Length of contract = 185+ days.

\*\* Prior year audited financial data available.

## EVALUATION RESULTS

	Teachers	Students*	Parents*
Number of surveys returned	47	96	43
Percent satisfied with learning environment	100.0%	95.8%	95.3%
Percent satisfied with social and physical environment	100.0%	91.7%	100.0%
Percent satisfied with school-home relations	100.0%	90.4%	97.6%

\*Only students at the highest elementary school grade level at this school and their parents were included.

## REPORT OF PRINCIPAL AND SCHOOL IMPROVEMENT COUNCIL

### REPORT OF PRINCIPAL AND SCHOOL IMPROVEMENT COUNCIL

Oak Pointe Elementary School (OPES) is a thriving school community committed to promoting excellence while ensuring academic, personal, physical, and social development for each child. The focus of our school is the improvement of reading, mathematics, writing, science, and social studies, as well as quality experiences in the arts. OPES maintains high expectations for academic achievement and character education standards, with an emphasis on celebrating diversity through community-building, inclusion, and mainstreaming. The population of our school continues to grow as our community is a highly desirable location for residency and educational excellence.

The 2010-2011 school year was another successful one for Oak Pointe. OPES received the Palmetto Gold Award for exemplary test scores and an Excellent overall rating on state report cards. Our Teacher of the Year was named one of five finalists for the 2011 South Carolina Teacher of the Year. Our students demonstrated their commitment to literacy by participating in the Columbia Blowfish Reading program. Three of our teachers won Bright Idea grants through Mid-Carolina Electric Cooperative. The Pony Express, our school newsletter, was recognized by the South Carolina Chapter of the National School Public Relations Association for Outstanding Newsletter. The service projects that were adopted by OPES were successful in developing our students' sense of community and the importance of helping others.

Our school implemented Positive Behavior Interventions and Supports (PBIS) this year. The school's expectations encouraged all students to be a P.A.L. by showing their personal best, acceptance, and living responsibly. This school-wide initiative taught our students positive behaviors as well as developed their social skills. Our PTO collaborated with our school district to support improvements to our school grounds by providing a fenced in play area with grass for our kindergarten and first grade students. Also, the school district fenced in a play area for our students with autism. The PTO provided funds for murals to be painted on the interior of the school to create a positive learning environment. Trees were planted around the Field of Dreams. Arts Day was highly successful again this year and was underwritten by the District Office and PTO. The School District Five Foundation made a significant contribution to instruction in the arts. Artists were brought into the school to enhance the visual arts, music, drama, dance, and literacy. Barnes and Noble Night, sponsored by the PTO, encouraged our reading program and provided funds for library books. An Eagle Scout built a shelter by the playground and a nature trail that can be used as an outdoor classroom.

We appreciate the support of the Board of Trustees, the District Five administration and our community. They are to be commended for their contributions to support our students and the instructional program at Oak Pointe.

James E. Stephens, Principal  
Patrick Cobb, SIC Chair

Comprehensive detail, including definitions of ratings, performance criteria, and explanations of status, is available on [www.ed.sc.gov](http://www.ed.sc.gov) and [www.eoc.sc.gov](http://www.eoc.sc.gov) as well as school and school district websites.

Printed versions are available from school districts upon request.

#### Abbreviations Key

N/A Not Applicable N/AV Not Available N/C Not Collected N/R Not Reported I/S Insufficient Sample TBD To be determined  
NI Newly Identified CSI Continuing School Improvement CA Corrective Action RP Plan to Restructure R Restructure DELAY School Improvement Status HOLD School Improvement Status