



SC Annual School Report Card Summary

BALLENTINE ELEMENTARY
 Lexington/Richland 5
 Grades: K-5 Enrollment: 742
 Principal: Robin W. Bright
 Superintendent: Stephen W. Hefner, Ed. D.
 Board Chair: Robert Gantt

PERFORMANCE

Comprehensive detail, including definitions of ratings, performance criteria, and explanations of status, is available on www.ed.sc.gov and www.eoc.sc.gov as well as school and school district websites. Printed versions are available from school districts upon request.

YEAR	ABSOLUTE RATING	GROWTH RATING	PALMETTO GOLD AND SILVER AWARD		AYP STATUS	NCLB IMPROVEMENT STATUS
			General Performance	Closing the Gap		
2011	Excellent	Excellent	TBD	TBD	Met	N/A
2010	Excellent	Excellent	Gold	Gold	Met	N/A
2009	Excellent	Excellent	Gold	Gold	Met	N/A

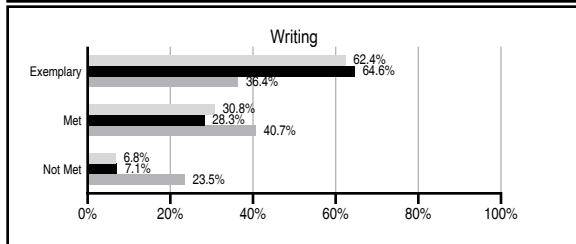
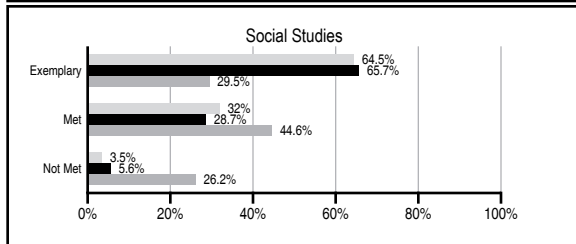
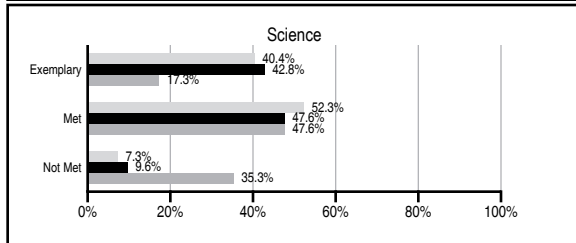
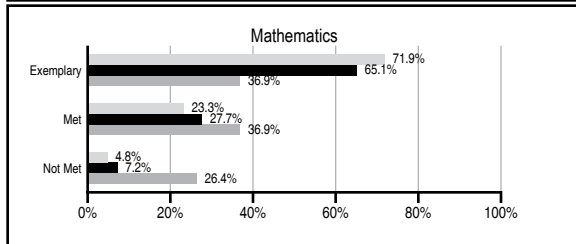
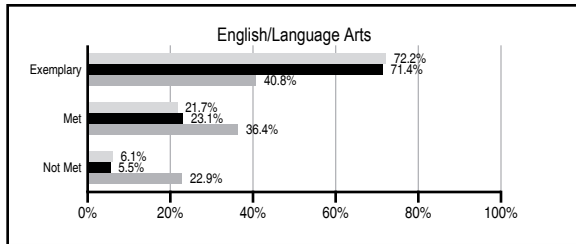
ABSOLUTE RATINGS OF ELEMENTARY SCHOOLS WITH STUDENTS LIKE OURS*

EXCELLENT	GOOD	AVERAGE	BELOW AVERAGE	AT-RISK
12	0	0	0	0

* Ratings are calculated with data available by 11/09/2011. Schools with Students Like Ours are Elementary Schools with Poverty Indices of no more than 5% above or below the index for this school.

PASS PERFORMANCE

Our School
 Elementary Schools with Students Like Ours
 Elementary schools statewide



NAEP PERFORMANCE*

* Performance reported for SC and nation, data not available at school level. Percentages at NAEP Achievement Levels.



SC PERFORMANCE VISION

By 2020 all students will graduate with the knowledge and skills necessary to compete successfully in the global economy, participate in a democratic society and contribute positively as members of families and communities.

Abbreviations Key

N/A Not Applicable N/AV Not Available N/C Not Collected N/R Not Reported I/S Insufficient Sample TBD To be determined

NI Newly Identified CSI Continuing School Improvement CA Corrective Action RP Plan to Restructure R Restructure DELAY School Improvement Status HOLD School Improvement Status

BALLENTINE ELEMENTARY [Lexington/Richland 5]

SCHOOL PROFILE

	Our School	Change from Last Year	Elementary Schools with Students Like Ours	Median Elementary School
Students (n=742)				
Retention rate	0.1%	Down from 0.3%	0.5%	1.1%
Attendance rate	97.3%	Down from 99.9%	96.9%	96.2%
Served by gifted and talented program	39.6%	Up from 35.8%	40.0%	13.4%
With disabilities other than speech	3.3%	Down from 5.1%	2.2%	4.1%
Older than usual for grade	0.3%	Up from 0.2%	0.0%	0.3%
Out-of-school suspensions or expulsions for violent and/or criminal offenses	0.0%	No Change	0.0%	0.0%
Teachers (n=50)				
Teachers with advanced degrees	68.0%	Up from 67.3%	67.0%	62.5%
Continuing contract teachers	96.0%	Up from 87.3%	88.6%	88.2%
Teachers returning from previous year	89.3%	Down from 89.4%	85.8%	87.8%
Teacher attendance rate	95.4%	Up from 94.8%	95.5%	95.2%
Average teacher salary*	\$54,859	Up 2.5%	\$48,584	\$46,773
Classes not taught by highly qualified teachers	5.7%	Up from 5.0%	0.0%	0.0%
Professional development days/teacher	6.8 days	Up from 6.7 days	10.9 days	10.5 days
School				
Principal's years at school	2.0	Up from 1.0	7.5	4.0
Student-teacher ratio in core subjects	20.3 to 1	Up from 18.8 to 1	21.5 to 1	19.9 to 1
Prime instructional time	91.5%	Down from 93.6%	91.4%	90.4%
Opportunities in the arts	Good	No Change	Good	Good
SACS accreditation	Yes	No Change	Yes	Yes
Parents attending conferences	99.8%	Down from 100.0%	100.0%	100.0%
Character development program	Good	Down from Excellent	Excellent	Excellent
Dollars spent per pupil**	\$7,971	Up 1.0%	\$6,894	\$7,447
Percent of expenditures for instruction**	72.9%	Up from 66.9%	71.4%	68.4%
Percent of expenditures for teacher salaries**	72.0%	Up from 65.8%	70.2%	65.8%
% of AYP objectives met	100.0%	No Change	100.0%	90.5%

* Length of contract = 185+ days.

** Prior year audited financial data available.

EVALUATION RESULTS

	Teachers	Students*	Parents*
Number of surveys returned	52	118	88
Percent satisfied with learning environment	98.1%	94.8%	98.8%
Percent satisfied with social and physical environment	100.0%	95.7%	96.6%
Percent satisfied with school-home relations	100.0%	93.2%	97.7%

*Only students at the highest elementary school grade level at this school and their parents were included.

REPORT OF PRINCIPAL AND SCHOOL IMPROVEMENT COUNCIL

The mission of Ballentine Elementary School is to provide exceptional classroom instruction with engaging learning opportunities that are differentiated to meet the needs of all children. This mission of excellence has remained our focus as we have maintained an Excellent report card rating for seven consecutive years. Our school has also been recognized as a Palmetto Gold and Silver Award school and for Closing the Achievement Gap for seven consecutive years. Ballentine Elementary was also named a 2010 National Blue Ribbon School of Excellence.

Our culture of learning, supported by high expectations for all, challenges our students to grow in character and self-discipline to achieve at their maximum potential. Through professional books studies, staff development opportunities, additional coursework and peer observations, our faculty continually strives to learn and grow to maximize the effectiveness of their instruction and to create the best possible learning environment. Over half of our teaching staff has earned National Board Certification.

In addition to a rigorous curriculum, high expectations for student achievement and relevant learning experiences, our students learn to be good citizens through participation in numerous community service projects. Students become "others minded" as they learn how we are all connected and how they can contribute their time and talents to make the world a better place. Last year, students participated in awareness activities and fund raising efforts with well over \$10,000 going to the American Red Cross to go towards the Japanese Earthquake Relief Fund, the American Heart Association's Jump Rope for Heart, the American Cancer Society's Relay for Life, the Ronald McDonald House, and Sister Care. Our students learn to be good stewards of our resources by learning about and raising funds for our State reptile, the loggerhead turtle, and through our Green Steps Initiative, in which students increase our recycling efforts by expanding our terracycling program. Student leadership opportunities such as School Tools, Handy Helpers, Student Council, DARE, WBES, Student Ambassadors, Safety Patrol, and Waste Warriors are also designed to assist students in becoming responsible citizens.

The partnership between home, school, and the local community is strengthened through on-going communication, community service projects, an active Parent-Teacher Organization and School Improvement Council, and special family events at the school. Our parents and community assist us in ensuring that all students are appropriately provided for instructionally.

Our mission of continually striving for excellence and our strong partnership between home and school, combined with challenging and enriching instruction fosters a positive, supportive learning environment for all students.

Robin W. Bright, Principal, and Donald Pifer, SIC Chairperson

Comprehensive detail, including definitions of ratings, performance criteria, and explanations of status, is available on www.ed.sc.gov and www.eoc.sc.gov as well as school and school district websites.

Printed versions are available from school districts upon request.

Abbreviations Key

N/A Not Applicable N/AV Not Available N/C Not Collected N/R Not Reported I/S Insufficient Sample TBD To be determined

NI Newly Identified CSI Continuing School Improvement CA Corrective Action RP Plan to Restructure R Restructure DELAY School Improvement Status HOLD School Improvement Status