



# SC Annual School Report Card Summary

**RIVER SPRINGS ELEMENTARY**  
**Lexington/Richland 5**  
**Grades: K-5** Enrollment: 656  
**Principal: Melanie Cohen**  
**Superintendent: Stephen W. Hefner, Ed. D.**  
**Board Chair: Robert Gantt**

## PERFORMANCE

Comprehensive detail, including definitions of ratings, performance criteria, and explanations of status, is available on [www.ed.sc.gov](http://www.ed.sc.gov) and [www.eoc.sc.gov](http://www.eoc.sc.gov) as well as school and school district websites. Printed versions are available from school districts upon request.

YEAR	ABSOLUTE RATING	GROWTH RATING	PALMETTO GOLD AND SILVER AWARD		AYP STATUS	NCLB IMPROVEMENT STATUS
			General Performance	Closing the Gap		
2011	Excellent	Excellent	TBD	TBD	Not Met	N/A
2010	Excellent	Excellent	Gold	Silver	Met	N/A
2009	Excellent	Excellent	Gold	Silver	Met	N/A

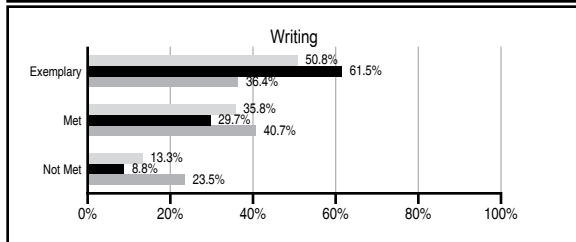
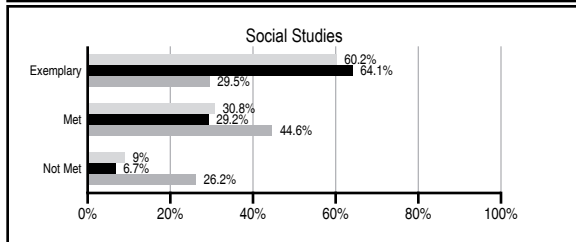
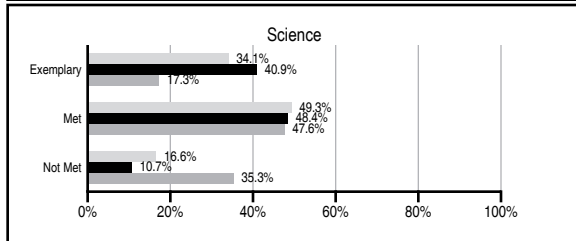
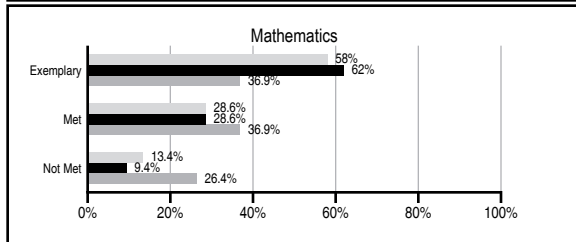
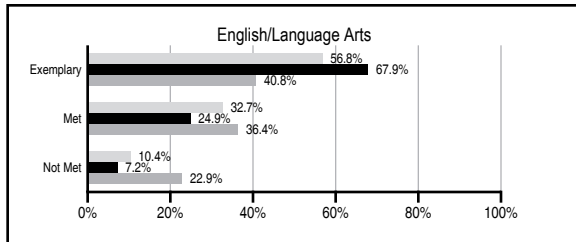
## ABSOLUTE RATINGS OF ELEMENTARY SCHOOLS WITH STUDENTS LIKE OURS\*

EXCELLENT	GOOD	AVERAGE	BELOW AVERAGE	AT-RISK
15	0	0	0	0

\* Ratings are calculated with data available by 11/09/2011. Schools with Students Like Ours are Elementary Schools with Poverty Indices of no more than 5% above or below the index for this school.

## PASS PERFORMANCE

Our School
  Elementary Schools with Students Like Ours
  Elementary schools statewide



## NAEP PERFORMANCE\*

\* Performance reported for SC and nation, data not available at school level. Percentages at NAEP Achievement Levels.



## SC PERFORMANCE VISION

*By 2020 all students will graduate with the knowledge and skills necessary to compete successfully in the global economy, participate in a democratic society and contribute positively as members of families and communities.*

### Abbreviations Key

N/A Not Applicable N/AV Not Available N/C Not Collected N/R Not Reported I/S Insufficient Sample TBD To be determined

NI Newly Identified CSI Continuing School Improvement CA Corrective Action RP Plan to Restructure R Restructure DELAY School Improvement Status HOLD School Improvement Status

# RIVER SPRINGS ELEMENTARY [Lexington/Richland 5]

## SCHOOL PROFILE

	Our School	Change from Last Year	Elementary Schools with Students Like Ours	Median Elementary School
<b>Students (n=656)</b>				
Retention rate	0.0%	Down from 0.1%	0.5%	1.1%
Attendance rate	97.0%	Down from 99.9%	96.8%	96.2%
Served by gifted and talented program	39.9%	Up from 33.5%	39.9%	13.4%
With disabilities other than speech	1.3%	Down from 2.2%	2.7%	4.1%
Older than usual for grade	0.2%	Up from 0.0%	0.1%	0.3%
Out-of-school suspensions or expulsions for violent and/or criminal offenses	0.6%	Up from 0.1%	0.0%	0.0%
<b>Teachers (n=48)</b>				
Teachers with advanced degrees	68.8%	Up from 68.1%	66.0%	62.5%
Continuing contract teachers	89.6%	Up from 89.4%	89.6%	88.2%
Teachers returning from previous year	92.7%	Down from 93.2%	89.3%	87.8%
Teacher attendance rate	94.9%	Up from 94.6%	95.0%	95.2%
Average teacher salary*	\$49,087	Down 0.8%	\$49,087	\$46,773
Classes not taught by highly qualified teachers	0.0%	No Change	0.0%	0.0%
Professional development days/teacher	12.0 days	Up from 9.0 days	10.7 days	10.5 days
<b>School</b>				
Principal's years at school	2.0	Up from 1.0	4.0	4.0
Student-teacher ratio in core subjects	20.5 to 1	Up from 19.9 to 1	21.6 to 1	19.9 to 1
Prime instructional time	90.3%	Down from 93.8%	91.2%	90.4%
Opportunities in the arts	Good	No Change	Good	Good
SACS accreditation	Yes	No Change	Yes	Yes
Parents attending conferences	100.0%	Up from 99.7%	100.0%	100.0%
Character development program	Excellent	No Change	Excellent	Excellent
Dollars spent per pupil**	\$7,699	Down 6.2%	\$6,801	\$7,447
Percent of expenditures for instruction**	68.2%	Up from 64.4%	70.4%	68.4%
Percent of expenditures for teacher salaries**	67.1%	Up from 63.4%	70.6%	65.8%
% of AYP objectives met	93.3%	Down from 100.0%	100.0%	90.5%

\* Length of contract = 185+ days.

\*\* Prior year audited financial data available.

## EVALUATION RESULTS

	Teachers	Students*	Parents*
Number of surveys returned	42	119	84
Percent satisfied with learning environment	90.5%	89.7%	95.2%
Percent satisfied with social and physical environment	95.2%	88.1%	95.2%
Percent satisfied with school-home relations	97.6%	92.4%	86.6%

\*Only students at the highest elementary school grade level at this school and their parents were included.

Comprehensive detail, including definitions of ratings, performance criteria, and explanations of status, is available on [www.ed.sc.gov](http://www.ed.sc.gov) and [www.eoc.sc.gov](http://www.eoc.sc.gov) as well as school and school district websites.

Printed versions are available from school districts upon request.

## REPORT OF PRINCIPAL AND SCHOOL IMPROVEMENT COUNCIL

River Springs Elementary School is committed to ensuring students become confident lifelong learners and productive citizens of a global society. The faculty at River Springs recognizes that each child is a individual who has strengths and areas for growth. As a school committed to continuous improvement, our students' academic, emotional and physical well-being guides all decision making. As we continue to meet the expectations of our community for a world-class education, we ensure the needs of our students are met by focusing on a rigorous academic program and a rich experience in the arts as well as a renewed focus on encouraging healthy lifestyles for our students.

The academic program at River Springs ensures the needs of every student are met in the classroom each day. Through purposeful professional development, teachers are continually refining the curriculum to meet the specific needs of learners in the classroom. The implementation of a Response to Intervention model this year in the area of reading has identified students in need of additional assistance. Because of the success of this model, our school team will continue to improve upon this model as it continues into the 2011-2012 school year.

River Springs Elementary also offers students a broad experience in the arts. Our art, music and French classes are connected to the regular curriculum through the constant efforts of our Related Arts staff. This year, our students presented two outstanding musicals, a strings performance and a French performance to our student body. Our art students complimented the performances by incorporating their works into the shows for students. Finally, our students all experienced a French Festival that included a French puppet show, a mime and African drumming. Our students walked away from the experience with a renewed interest in the arts.

Finally, our school worked to help students with developing healthy habits by encouraging healthy choices. Students participated in our annual Walk to School Day event, a PTO Physical Education performance as well as a fun-filled Field Day. Our SIC also started a Healthy Minds-Healthy Bodies challenge for our students. These efforts will continue as we look to ensure our students develop healthy habits that will last into adulthood.

While we have experienced academic success and growth, we continue to seek ways to improve. Our staff will continue their own learning by looking to data to find areas we need to improve. We will also continue to seek the feedback of our parents, students and staff as we plan for future endeavors. We are fortunate to have a wealth of volunteers and community members involved in every aspect of our school. With the help of our SIC, PTO, students, staff and community, we will continue to exceed the expectations of our families and community. By continuing to work together to build the future, we will continue to build the tradition of excellence that is River Springs Elementary School.

Respectfully Submitted,  
Melanie Cohen, Principal  
Ben Aplin, School Improvement Council Chair

### Abbreviations Key

N/A Not Applicable N/AV Not Available N/C Not Collected N/R Not Reported I/S Insufficient Sample TBD To be determined  
NI Newly Identified CSI Continuing School Improvement CA Corrective Action RP Plan to Restructure R Restructure DELAY School Improvement Status HOLD School Improvement Status