



SC Annual School Report Card Summary

H E CORLEY ELEMENTARY
Lexington/Richland 5

Grades: PK-5

Enrollment: 556

Principal: Judith Franchini, Ed.D.

Superintendent: Stephen W. Hefner, Ed. D.

Board Chair: Robert Gantt

PERFORMANCE

Comprehensive detail, including definitions of ratings, performance criteria, and explanations of status, is available on www.ed.sc.gov and www.eoc.sc.gov as well as school and school district websites. Printed versions are available from school districts upon request.

YEAR	ABSOLUTE RATING	GROWTH RATING	PALMETTO GOLD AND SILVER AWARD		AYP STATUS	NCLB IMPROVEMENT STATUS
			General Performance	Closing the Gap		
2011	Good	Average	TBD	TBD	Met	N/A
2010	Good	Good	Silver	N/A	Met	N/A
2009	Average	Average	N/A	N/A	Met	N/A

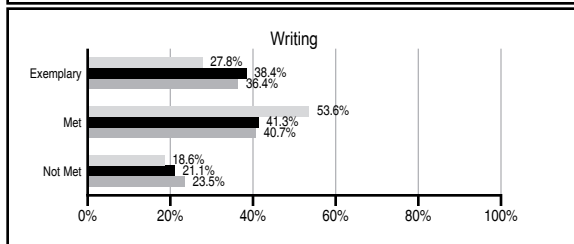
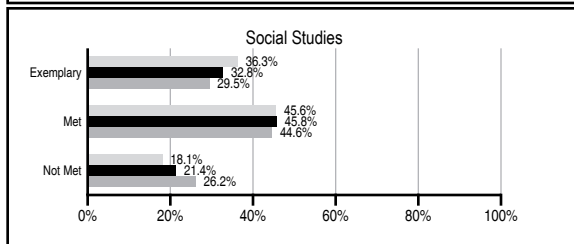
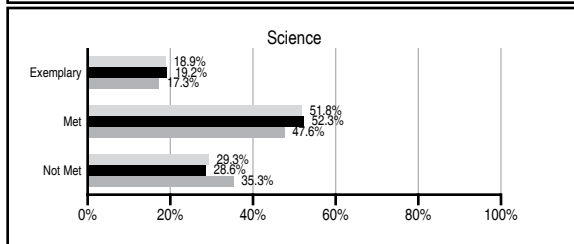
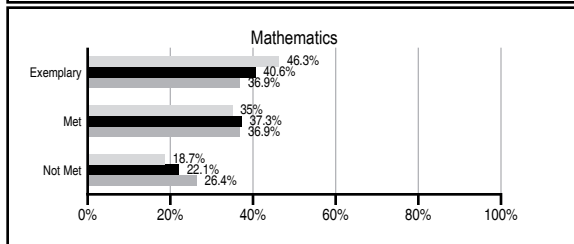
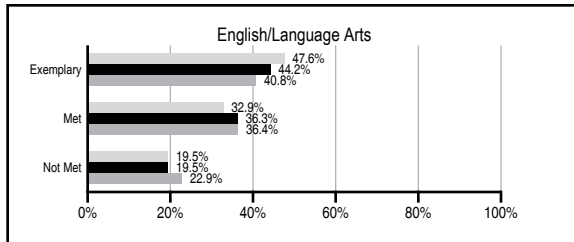
ABSOLUTE RATINGS OF ELEMENTARY SCHOOLS WITH STUDENTS LIKE OURS*

EXCELLENT	GOOD	AVERAGE	BELOW AVERAGE	AT-RISK
25	37	37	0	0

*Ratings are calculated with data available by 11/09/2011. Schools with Students Like Ours are Elementary Schools with Poverty Indices of no more than 5% above or below the index for this school.

PASS PERFORMANCE

Our School
 Elementary Schools with Students Like Ours
 Elementary schools statewide



NAEP PERFORMANCE*

* Performance reported for SC and nation, data not available at school level. Percentages at NAEP Achievement Levels.



SC PERFORMANCE VISION

By 2020 all students will graduate with the knowledge and skills necessary to compete successfully in the global economy, participate in a democratic society and contribute positively as members of families and communities.

Abbreviations Key

N/A Not Applicable N/AV Not Available N/C Not Collected N/R Not Reported I/S Insufficient Sample TBD To be determined

NI Newly Identified CSI Continuing School Improvement CA Corrective Action RP Plan to Restructure R Restructure DELAY School Improvement Status HOLD School Improvement Status

H E CORLEY ELEMENTARY [Lexington/Richland 5]

SCHOOL PROFILE

	Our School	Change from Last Year	Elementary Schools with Students Like Ours	Median Elementary School
Students (n=556)				
Retention rate	0.2%	Up from 0.0%	1.1%	1.1%
Attendance rate	96.6%	Down from 99.9%	96.1%	96.2%
Served by gifted and talented program	20.2%	Up from 15.8%	16.5%	13.4%
With disabilities other than speech	3.0%	Down from 5.3%	4.5%	4.1%
Older than usual for grade	0.0%	No Change	0.2%	0.3%
Out-of-school suspensions or expulsions for violent and/or criminal offenses	0.0%	No Change	0.0%	0.0%
Teachers (n=53)				
Teachers with advanced degrees	71.7%	Down from 76.4%	60.9%	62.5%
Continuing contract teachers	81.1%	Up from 80.0%	90.0%	88.2%
Teachers returning from previous year	81.9%	Up from 80.2%	88.4%	87.8%
Teacher attendance rate	94.9%	Down from 96.0%	95.3%	95.2%
Average teacher salary*	\$48,656	Down 0.4%	\$46,510	\$46,773
Classes not taught by highly qualified teachers	4.4%	Up from 2.8%	0.0%	0.0%
Professional development days/teacher	13.1 days	Down from 13.8 days	10.5 days	10.5 days
School				
Principal's years at school	5.0	Up from 4.0	5.0	4.0
Student-teacher ratio in core subjects	21.4 to 1	Up from 20.0 to 1	20.6 to 1	19.9 to 1
Prime instructional time	90.4%	Down from 94.4%	90.4%	90.4%
Opportunities in the arts	Good	No Change	Good	Good
SACS accreditation	Yes	No Change	Yes	Yes
Parents attending conferences	100.0%	No Change	100.0%	100.0%
Character development program	Excellent	No Change	Excellent	Excellent
Dollars spent per pupil**	\$11,828	Down 1.1%	\$6,808	\$7,447
Percent of expenditures for instruction**	69.6%	Up from 68.5%	68.6%	68.4%
Percent of expenditures for teacher salaries**	68.0%	Up from 66.5%	66.0%	65.8%
% of AYP objectives met	100.0%	No Change	94.1%	90.5%

* Length of contract = 185+ days.

** Prior year audited financial data available.

EVALUATION RESULTS

	Teachers	Students*	Parents*
Number of surveys returned	43	95	46
Percent satisfied with learning environment	95.3%	90.3%	84.8%
Percent satisfied with social and physical environment	97.7%	92.6%	88.9%
Percent satisfied with school-home relations	88.4%	92.6%	84.8%

*Only students at the highest elementary school grade level at this school and their parents were included.

REPORT OF PRINCIPAL AND SCHOOL IMPROVEMENT COUNCIL

We work hard at H.E. Corley Elementary School to fulfill our mission "in collaboration with parents, and community...to empower students to become life-long CHAMPS!" Our teachers are highly qualified and continue to hone their skills in order to focus on the individual learning styles of each student. In 2010-11, we continued making student achievement our number one priority and school-based professional development remained a cornerstone in our efforts to prepare teachers to meet the needs of all students. Dr. Jan Richardson, nationally recognized reading consultant, continued collaborating with teachers in an effort to strengthen guided reading strategies.

During the 2010-11 school year, our teachers conducted student-led conferences with parents, which provided our students an opportunity to evaluate their performance. This year we initiated a green/healthy living program with local, state, and national partners. The first phase has successfully been launched with a new butterfly garden where students will collect data for the international Monarch Larva Monitoring Project with the University of Minnesota and EdVenture Children's Museum.

This year we provided an anti-bullying curriculum in grades 4 and 5. H.E. Corley was honored by the South Carolina Chapter of the National School Public Relations Association for our Beginning of the School Year Bulletin. Gateway Baptist Church provided backpacks for all our students and we received the Palmetto Silver Award from the State Department of Education for high general absolute performance.

We were the only elementary school in South Carolina to receive the Great Start Award from the Environmental Protection Agency. Ms. Gina Hilts was named the South Carolina Physical Education Teacher of the Year and Ms. Tina Mento, our music teacher, received National Board Certification. Thanks to the generous support of our PTO, we were able to install a disc course, one of only two school-based courses in the Midlands area. H.E. Corley continues to build relationships with business partners such as Fatz, Ameris Bank and Wal-mart. We also continue to build bonds with the community as every grade level had family outreach initiatives.

Mr. Al Harvey, SIC Chairperson
Dr. Judy Franchini, Principal

Comprehensive detail, including definitions of ratings, performance criteria, and explanations of status, is available on www.ed.sc.gov and www.eoc.sc.gov as well as school and school district websites.

Printed versions are available from school districts upon request.

Abbreviations Key

N/A Not Applicable N/AV Not Available N/C Not Collected N/R Not Reported I/S Insufficient Sample TBD To be determined

NI Newly Identified CSI Continuing School Improvement CA Corrective Action RP Plan to Restructure R Restructure DELAY School Improvement Status HOLD School Improvement Status