



SC Annual School Report Card Summary

HARBISON WEST ELEMENTARY
Lexington/Richland 5
Grades: PK-5 Enrollment: 489
Principal: Dr. Barbara P. Brockhard
Superintendent: Stephen W. Hefner, Ed. D.
Board Chair: Robert Gantt

PERFORMANCE

Comprehensive detail, including definitions of ratings, performance criteria, and explanations of status, is available on www.ed.sc.gov and www.eoc.sc.gov as well as school and school district websites. Printed versions are available from school districts upon request.

YEAR	ABSOLUTE RATING	GROWTH RATING	PALMETTO GOLD AND SILVER AWARD		AYP STATUS	NCLB IMPROVEMENT STATUS
			General Performance	Closing the Gap		
2011	Average	Average	TBD	TBD	Not Met	RP-HOLD
2010	Average	Average	N/A	N/A	Not Met	RP
2009	Below Average	Average	N/A	N/A	Not Met	CA

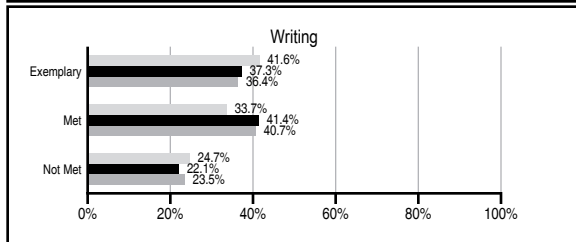
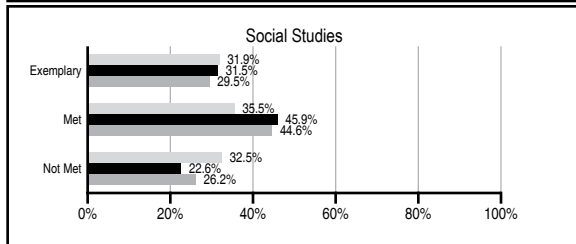
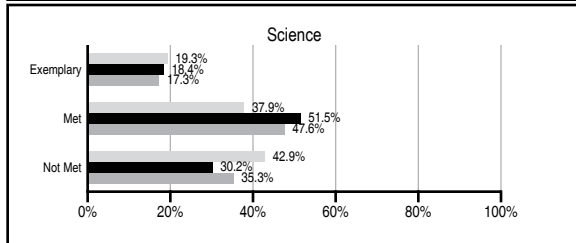
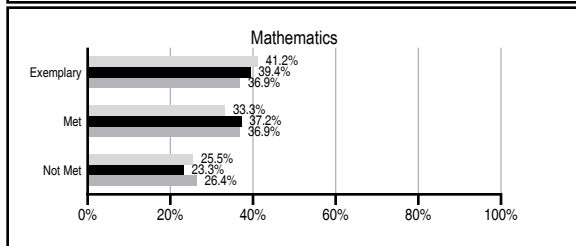
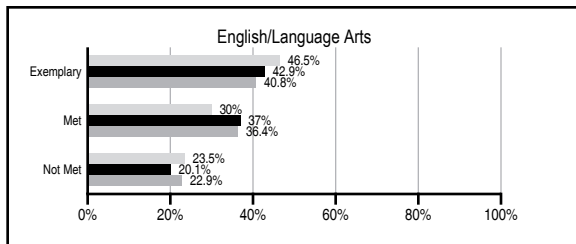
ABSOLUTE RATINGS OF ELEMENTARY SCHOOLS WITH STUDENTS LIKE OURS*

EXCELLENT	GOOD	AVERAGE	BELOW AVERAGE	AT-RISK
24	38	47	1	0

* Ratings are calculated with data available by 11/09/2011. Schools with Students Like Ours are Elementary Schools with Poverty Indices of no more than 5% above or below the index for this school.

PASS PERFORMANCE

Our School
 Elementary Schools with Students Like Ours
 Elementary schools statewide



NAEP PERFORMANCE*

* Performance reported for SC and nation, data not available at school level. Percentages at NAEP Achievement Levels.



SC PERFORMANCE VISION

By 2020 all students will graduate with the knowledge and skills necessary to compete successfully in the global economy, participate in a democratic society and contribute positively as members of families and communities.

Abbreviations Key

N/A Not Applicable N/AV Not Available N/C Not Collected N/R Not Reported I/S Insufficient Sample TBD To be determined

NI Newly Identified CSI Continuing School Improvement CA Corrective Action RP Plan to Restructure R Restructure DELAY School Improvement Status HOLD School Improvement Status

HARBISON WEST ELEMENTARY [Lexington/Richland 5]

SCHOOL PROFILE

	Our School	Change from Last Year	Elementary Schools with Students Like Ours	Median Elementary School
Students (n=489)				
Retention rate	0.2%	No Change	1.2%	1.1%
Attendance rate	96.5%	Down from 99.9%	96.1%	96.2%
Served by gifted and talented program	25.6%	Up from 21.3%	14.6%	13.4%
With disabilities other than speech	4.2%	Down from 13.9%	4.5%	4.1%
Older than usual for grade	0.0%	No Change	0.2%	0.3%
Out-of-school suspensions or expulsions for violent and/or criminal offenses	0.0%	No Change	0.0%	0.0%
Teachers (n=45)				
Teachers with advanced degrees	71.1%	Down from 73.5%	60.8%	62.5%
Continuing contract teachers	75.6%	Down from 77.6%	90.0%	88.2%
Teachers returning from previous year	74.1%	Down from 74.3%	88.5%	87.8%
Teacher attendance rate	94.6%	Down from 95.4%	95.2%	95.2%
Average teacher salary*	\$45,819	Down 2.1%	\$46,537	\$46,773
Classes not taught by highly qualified teachers	0.0%	Down from 4.9%	0.0%	0.0%
Professional development days/teacher	7.1 days	Up from 6.0 days	10.4 days	10.5 days
School				
Principal's years at school	2.0	Up from 1.0	4.0	4.0
Student-teacher ratio in core subjects	21.1 to 1	Up from 16.4 to 1	20.2 to 1	19.9 to 1
Prime instructional time	90.4%	Down from 94.7%	90.3%	90.4%
Opportunities in the arts	Good	No Change	Good	Good
SACS accreditation	Yes	No Change	Yes	Yes
Parents attending conferences	100.0%	No Change	100.0%	100.0%
Character development program	Excellent	No Change	Excellent	Excellent
Dollars spent per pupil**	\$14,223	Down 10.5%	\$6,913	\$7,447
Percent of expenditures for instruction**	66.0%	Up from 64.6%	68.5%	68.4%
Percent of expenditures for teacher salaries**	65.1%	Up from 61.9%	65.9%	65.8%
% of AYP objectives met	95.2%	No Change	93.1%	90.5%

* Length of contract = 185+ days.

** Prior year audited financial data available.

EVALUATION RESULTS

	Teachers	Students*	Parents*
Number of surveys returned	44	92	52
Percent satisfied with learning environment	95.5%	84.8%	94.0%
Percent satisfied with social and physical environment	97.7%	73.6%	94.2%
Percent satisfied with school-home relations	79.1%	89.1%	96.1%

*Only students at the highest elementary school grade level at this school and their parents were included.

REPORT OF PRINCIPAL AND SCHOOL IMPROVEMENT COUNCIL

The 2010–2011 school year at Harbison West Elementary School (HWES) was an outstanding year. Continuing to provide a high quality education for each child in our school was evident by our student achievement gains on the MAP tests.

Our students continue to achieve in many areas. Four students were recognized for their writing accomplishments through the State Superintendent's Writing contest, with a HWES student named as the district winner. The Escolares Academy also presented the Annie, Jr. musical. Many of our students were chosen as art, poetry, and poster winners in various state and national competitions.

A strong focus on student achievement continues to be our top priority. All teachers continue to implement best practices for instruction with the aid of our strong instructional support team, which includes a Response to Intervention Specialist, Math Coach, and a Technology Integration Specialist. Teachers focus on data analysis to make sound instructional decisions that best support student learning and instruction.

We strive to meet each child's individual needs at Harbison West Elementary School. Students in kindergarten through fifth grade work on their specific literacy needs through small group instruction with support of Reading Recovery teachers, three Reading Interventionists, and trained paraprofessionals. All students continue to utilize the Compass Learning Odyssey Computer Lab to work on targeted, explicit instruction in mathematics and reading.

HWES provides leadership opportunities and after school activities for our students and families. Students can participate in the HWES Morning News Team, Handy Helpers, Safety Patrol, Super Recyclers, Student Council and Book Buddies. After school opportunities include the HWES Step Team, Dance Team, and performances during PTO programs and family night events. Through Project SOAR, students are able to participate in a free after school program that supports their academic and social learning. The Boys and Girls Club also provides after care for our students and families.

We promote family involvement through many planned events such as the Back to School Expo, Family Literacy and Math Nights, Family Movie Night, All Pro Dads, and Fabulous Fine Arts Night. We sponsor Parenting Power Sessions to support our families as they work with their children at home. Parents are also encouraged to volunteer in classrooms, chaperone field trips, participate in the Birthday Book Lunch, and participate in the Parent Teacher Organization.

The Escolares Academy, the first magnet program for our district for Gifted and Talented students, was expanded this year as one second grade and two fifth grade classes were added. An additional third and fourth grade class will be added for the 2011-2012 school year. The program continues to grow each year.

The 2010-2011 school year has been a banner year at Harbison West Elementary. Our dedicated staff continues to focus on student achievement and success. We ARE the Harbison Heroes.

Dr. Barbara Brockhard, Principal
Rev. Michael Buckson, SIC Chairman

Comprehensive detail, including definitions of ratings, performance criteria, and explanations of status, is available on www.ed.sc.gov and www.eoc.sc.gov as well as school and school district websites.

Printed versions are available from school districts upon request.

Abbreviations Key

N/A Not Applicable N/AV Not Available N/C Not Collected N/R Not Reported I/S Insufficient Sample TBD To be determined

NI Newly Identified CSI Continuing School Improvement CA Corrective Action RP Plan to Restructure R Restructure DELAY School Improvement Status HOLD School Improvement Status