



SC Annual School Report Card Summary

NURSERY ROAD ELEMENTARY
 Lexington/Richland 5
 Grades: PK-5 Enrollment: 520
 Principal: Dr. Christina S. Melton
 Superintendent: Stephen W. Hefner, Ed. D.
 Board Chair: Robert Gantt

PERFORMANCE

Comprehensive detail, including definitions of ratings, performance criteria, and explanations of status, is available on www.ed.sc.gov and www.eoc.sc.gov as well as school and school district websites. Printed versions are available from school districts upon request.

YEAR	ABSOLUTE RATING	GROWTH RATING	PALMETTO GOLD AND SILVER AWARD		AYP STATUS	NCLB IMPROVEMENT STATUS
			General Performance	Closing the Gap		
2011	Excellent	Excellent	TBD	TBD	Not Met	N/A
2010	Excellent	Excellent	Gold	N/A	Met	N/A
2009	Excellent	Good	Gold	N/A	Met	CSI-DELAY

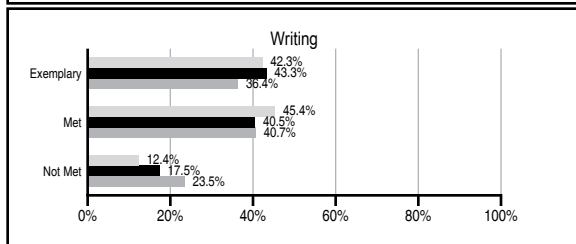
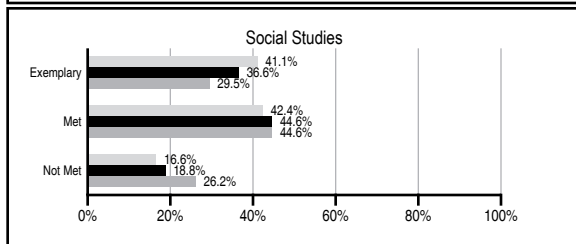
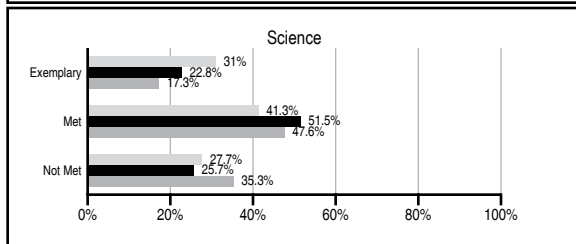
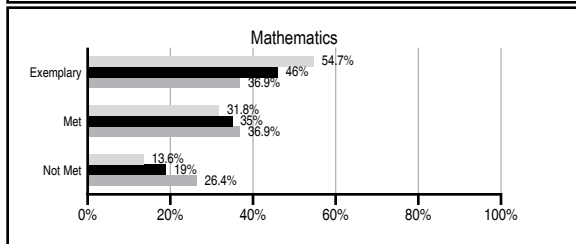
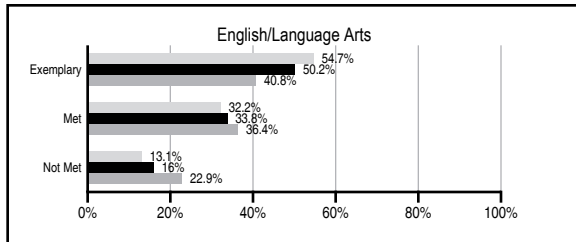
ABSOLUTE RATINGS OF ELEMENTARY SCHOOLS WITH STUDENTS LIKE OURS*

EXCELLENT	GOOD	AVERAGE	BELOW AVERAGE	AT-RISK
29	31	8	0	0

* Ratings are calculated with data available by 11/09/2011. Schools with Students Like Ours are Elementary Schools with Poverty Indices of no more than 5% above or below the index for this school.

PASS PERFORMANCE

Our School
 Elementary Schools with Students Like Ours
 Elementary schools statewide



NAEP PERFORMANCE*

* Performance reported for SC and nation, data not available at school level. Percentages at NAEP Achievement Levels.



SC PERFORMANCE VISION

By 2020 all students will graduate with the knowledge and skills necessary to compete successfully in the global economy, participate in a democratic society and contribute positively as members of families and communities.

Abbreviations Key

N/A Not Applicable N/AV Not Available N/C Not Collected N/R Not Reported I/S Insufficient Sample TBD To be determined

NI Newly Identified CSI Continuing School Improvement CA Corrective Action RP Plan to Restructure R Restructure DELAY School Improvement Status HOLD School Improvement Status

NURSERY ROAD ELEMENTARY [Lexington/Richland 5]

SCHOOL PROFILE

	Our School	Change from Last Year	Elementary Schools with Students Like Ours	Median Elementary School
Students (n=520)				
Retention rate	0.6%	Up from 0.4%	0.9%	1.1%
Attendance rate	95.9%	Down from 99.6%	96.3%	96.2%
Served by gifted and talented program	22.1%	Up from 21.0%	20.1%	13.4%
With disabilities other than speech	4.9%	Down from 15.5%	3.2%	4.1%
Older than usual for grade	0.6%	Up from 0.2%	0.2%	0.3%
Out-of-school suspensions or expulsions for violent and/or criminal offenses	0.0%	No Change	0.0%	0.0%
Teachers (n=44)				
Teachers with advanced degrees	61.4%	Up from 59.6%	65.7%	62.5%
Continuing contract teachers	90.9%	Down from 91.5%	89.9%	88.2%
Teachers returning from previous year	82.7%	Down from 83.3%	90.0%	87.8%
Teacher attendance rate	95.0%	Up from 94.1%	94.9%	95.2%
Average teacher salary*	\$49,051	Up 2.5%	\$48,231	\$46,773
Classes not taught by highly qualified teachers	0.0%	No Change	0.0%	0.0%
Professional development days/teacher	10.8 days	Up from 10.7 days	10.9 days	10.5 days
School				
Principal's years at school	4.0	Up from 3.0	4.5	4.0
Student-teacher ratio in core subjects	17.4 to 1	Down from 18.1 to 1	20.7 to 1	19.9 to 1
Prime instructional time	90.1%	Down from 92.9%	90.3%	90.4%
Opportunities in the arts	Good	No Change	Good	Good
SACS accreditation	Yes	No Change	Yes	Yes
Parents attending conferences	90.2%	Down from 100.0%	100.0%	100.0%
Character development program	Excellent	Up from Good	Excellent	Excellent
Dollars spent per pupil**	\$11,364	Down 4.2%	\$6,881	\$7,447
Percent of expenditures for instruction**	64.8%	Down from 66.3%	69.5%	68.4%
Percent of expenditures for teacher salaries**	63.8%	Down from 64.7%	67.0%	65.8%
% of AYP objectives met	90.5%	Down from 100.0%	94.1%	90.5%

* Length of contract = 185+ days.

** Prior year audited financial data available.

EVALUATION RESULTS

	Teachers	Students*	Parents*
Number of surveys returned	50	94	49
Percent satisfied with learning environment	98.0%	90.1%	97.8%
Percent satisfied with social and physical environment	98.0%	84.8%	100.0%
Percent satisfied with school-home relations	98.0%	90.3%	95.9%

*Only students at the highest elementary school grade level at this school and their parents were included.

REPORT OF PRINCIPAL AND SCHOOL IMPROVEMENT COUNCIL

The mission of NRES is to motivate, empower, and support students to accomplish individual goals within challenging curricula and to develop successful citizens in a diverse community. Our efforts to strive toward accomplishing this mission were apparent throughout the 2010 – 2011 school year. We are proud to announce that we met Adequate Yearly Progress, all 21 objectives for the second consecutive year! We received the Palmetto Gold Award for the second year to celebrate our academic efforts. We also celebrated a double Excellent rating for both our absolute and growth ratings for the 2010 year.

Our Champions continue to excel and serve. Participation in various events at the school, local, and state levels offered opportunities for our students to highlight their skills and talents. Our Champions participated in events such as Special Olympics, service learning projects, and various art and writing competitions. Our Pre-Game program for 4th and 5th grade students continues to gain momentum. We were able to add new choices this year increasing our total number of students involved to over 180 students. PreGame opportunities include Goal-Oriented Leadership Development (GOLD), Math Team, ballroom dancing, and learning to play the dulcimer (a musical instrument). Each quarter our Champions celebrated their accomplishments during pinning ceremonies sponsored by our PTO. Students received pins for academics, attendance, behavior, and service. We continued our monthly "Heart Act to Follow" initiative designed to honor our Champions for their "habits of heart". This program is sponsored by our faithful partners from Fellowship Bible Church.

Technology continues to be an emphasis at NRES. More LeapFrog Schoolhouse literacy products were added to reach more students in our special education classes, kindergarten, first, second, and third grades. Senteo, wireless voting devices, continue to be integrated into all grades. We increased the number of Airliners (wireless slates) to maximize the use of our SMART boards. We continued training and implementation of Compass Odyssey, a web-based, standards-driven software, including our third year of summer Compass in order to continue to challenge our Champions.

Professionally our staff has continued to work through professional learning teams. Goals were established by each group to measure improvements of student achievement. These groups have allowed teachers to work with other grade levels and to work with teachers of other specialties. Vertical and horizontal articulation of instruction and standards has been the focus of all professional development at Nursery Road.

As we anticipate the 2011 – 2012 school year, our focus will remain on professional learning and application of knowledge. In addition to professional engagement through inquiry, a continuation of data analysis and collaboration will drive our efforts in order for us to continue to live our vision of being "Green and Growing!"

Dr. Christina Melton, Principal
Mr. Timothy Parker, School Improvement Council Chair

Comprehensive detail, including definitions of ratings, performance criteria, and explanations of status, is available on www.ed.sc.gov and www.eoc.sc.gov as well as school and school district websites.

Printed versions are available from school districts upon request.

Abbreviations Key

N/A Not Applicable N/AV Not Available N/C Not Collected N/R Not Reported I/S Insufficient Sample TBD To be determined

NI Newly Identified CSI Continuing School Improvement CA Corrective Action RP Plan to Restructure R Restructure DELAY School Improvement Status HOLD School Improvement Status