



SC Annual School Report Card Summary

SEVEN OAKS ELEMENTARY
 Lexington/Richland 5
 Grades: PK-5 Enrollment: 494
 Principal: Ann M. Copelan
 Superintendent: Stephen W. Hefner, Ed. D.
 Board Chair: Robert Gantt

PERFORMANCE

Comprehensive detail, including definitions of ratings, performance criteria, and explanations of status, is available on www.ed.sc.gov and www.eoc.sc.gov as well as school and school district websites. Printed versions are available from school districts upon request.

| YEAR | ABSOLUTE RATING | GROWTH RATING | PALMETTO GOLD AND SILVER AWARD | | AYP STATUS | NCLB IMPROVEMENT STATUS |
|------|-----------------|---------------|--------------------------------|-----------------|------------|-------------------------|
| | | | General Performance | Closing the Gap | | |
| 2011 | Good | Good | TBD | TBD | Met | N/A |
| 2010 | Good | Good | Silver | Silver | Met | N/A |
| 2009 | Good | Average | N/A | N/A | Met | N/A |

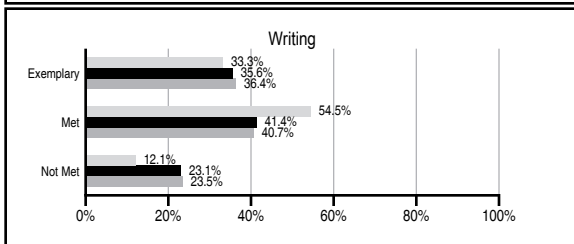
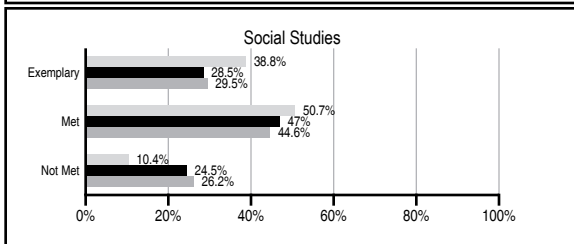
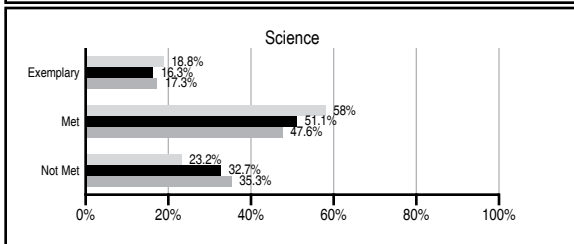
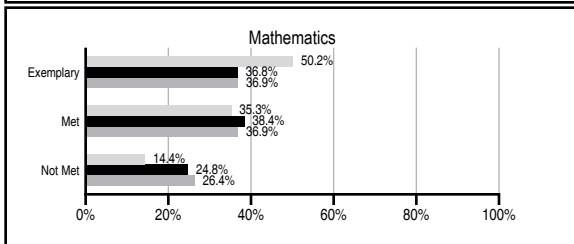
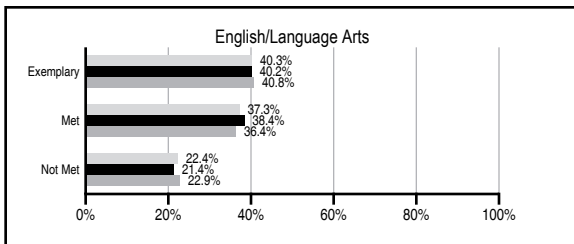
ABSOLUTE RATINGS OF ELEMENTARY SCHOOLS WITH STUDENTS LIKE OURS*

| EXCELLENT | GOOD | AVERAGE | BELOW AVERAGE | AT-RISK |
|-----------|------|---------|---------------|---------|
| 16 | 37 | 67 | 3 | 0 |

* Ratings are calculated with data available by 11/09/2011. Schools with Students Like Ours are Elementary Schools with Poverty Indices of no more than 5% above or below the index for this school.

PASS PERFORMANCE

Our School
 Elementary Schools with Students Like Ours
 Elementary schools statewide



NAEP PERFORMANCE*

* Performance reported for SC and nation, data not available at school level. Percentages at NAEP Achievement Levels.



SC PERFORMANCE VISION

By 2020 all students will graduate with the knowledge and skills necessary to compete successfully in the global economy, participate in a democratic society and contribute positively as members of families and communities.

Abbreviations Key

N/A Not Applicable N/AV Not Available N/C Not Collected N/R Not Reported I/S Insufficient Sample TBD To be determined

NI Newly Identified CSI Continuing School Improvement CA Corrective Action RP Plan to Restructure R Restructure DELAY School Improvement Status HOLD School Improvement Status

SEVEN OAKS ELEMENTARY [Lexington/Richland 5]

SCHOOL PROFILE

| | Our School | Change from Last Year | Elementary Schools with Students Like Ours | Median Elementary School |
|--|------------|-----------------------|--|--------------------------|
| Students (n=494) | | | | |
| Retention rate | 0.6% | Up from 0.2% | 1.2% | 1.1% |
| Attendance rate | 96.2% | Down from 99.9% | 96.0% | 96.2% |
| Served by gifted and talented program | 12.8% | Down from 15.6% | 13.9% | 13.4% |
| With disabilities other than speech | 1.4% | Down from 4.8% | 5.2% | 4.1% |
| Older than usual for grade | 0.2% | Up from 0.0% | 0.2% | 0.3% |
| Out-of-school suspensions or expulsions for violent and/or criminal offenses | 2.0% | Down from 3.6% | 0.0% | 0.0% |
| Teachers (n=44) | | | | |
| Teachers with advanced degrees | 75.0% | Up from 68.2% | 60.9% | 62.5% |
| Continuing contract teachers | 90.9% | Up from 88.6% | 90.2% | 88.2% |
| Teachers returning from previous year | 88.0% | Up from 81.0% | 88.4% | 87.8% |
| Teacher attendance rate | 95.8% | Down from 96.8% | 95.1% | 95.2% |
| Average teacher salary* | \$48,721 | Up 0.3% | \$46,767 | \$46,773 |
| Classes not taught by highly qualified teachers | 0.0% | No Change | 0.0% | 0.0% |
| Professional development days/teacher | 9.2 days | Down from 13.8 days | 10.5 days | 10.5 days |
| School | | | | |
| Principal's years at school | 4.0 | Up from 3.0 | 4.0 | 4.0 |
| Student-teacher ratio in core subjects | 17.3 to 1 | Down from 17.8 to 1 | 20.0 to 1 | 19.9 to 1 |
| Prime instructional time | 91.3% | Down from 95.9% | 90.2% | 90.4% |
| Opportunities in the arts | Good | No Change | Good | Good |
| SACS accreditation | Yes | No Change | Yes | Yes |
| Parents attending conferences | 100.0% | No Change | 100.0% | 100.0% |
| Character development program | Excellent | No Change | Excellent | Excellent |
| Dollars spent per pupil** | \$9,066 | Down 5.1% | \$7,271 | \$7,447 |
| Percent of expenditures for instruction** | 68.1% | Down from 68.4% | 68.3% | 68.4% |
| Percent of expenditures for teacher salaries** | 67.0% | Down from 67.3% | 66.3% | 65.8% |
| % of AYP objectives met | 100.0% | No Change | 92.3% | 90.5% |

* Length of contract = 185+ days.

** Prior year audited financial data available.

EVALUATION RESULTS

| | Teachers | Students* | Parents* |
|--|----------|-----------|----------|
| Number of surveys returned | 47 | 63 | 26 |
| Percent satisfied with learning environment | 82.6% | 93.7% | 91.7% |
| Percent satisfied with social and physical environment | 76.6% | 76.2% | 84.0% |
| Percent satisfied with school-home relations | 70.2% | 88.9% | 76.0% |

*Only students at the highest elementary school grade level at this school and their parents were included.

REPORT OF PRINCIPAL AND SCHOOL IMPROVEMENT COUNCIL

For 45 years Seven Oaks Elementary School (SOES) has maintained a tradition of excellence in teaching and learning and generations of families have entered these doors. In the fall of 2010, SOES once again met AYP (Adequate Yearly Progress) in all 17 categories and Seven Oaks earned the Palmetto Silver and Closing the Achievement Gap Awards for academic gains. Terry Davitte was recognized as Teacher of the Year for our school, and Mary Wyatt was named our Support Employee of the Year. Lynda Bergerson was chosen as Distinguished Literacy Teacher of the Year. Five of our students were chosen to participate in the District Honor Choir and six were selected to the South Carolina Elementary Honor Choir. An art student received a State Fair Award.

Seven Oaks Elementary began two school-wide initiatives in 2010-11: RTI (Response to Intervention) and PBIS (Positive Behavior Interventions and Support). RTI is a multi-tiered approach to intervention for struggling readers and PBIS is a proactive behavior plan in a school wide-approach.

The SOES Media Center has been renovated and equipped with a second laptop cart, iPads and Kindles to foster digital 21st Century learning. The media center profiled a Web 2.0 Tool of the Month (i.e. Wordle, Voki, Comic Creator, and more!) throughout the school year. Hundreds of new PlayAways and books were purchased with popcorn and movie night profits. Technology has been integrated into all curriculum areas and skyping with scientist and authors as far away as New Zealand has bridged our learners with the world.

The partnership between businesses and community is vital to our success. This year's Volunteer of the Year is Cheryl Rueter, who shared her talents as the yearbook editor and homeroom mom. The Business Partner of the Year is New Life Baptist Church because they allowed our staff and parents to use their parking lot during our renovations project. Reverend Joel Jones is our Outstanding Mentor of the Year for his dedication over the past several years and the recruitment of several mentors from Ashland United Methodist Church.

Our students and staff donated food to the Irmo High School Food Bank, participated in the Battle on the Dam, collected monies for the Red Cross Relief Fund in Japan and Jump Rope for Heart. SOES students' families have received support from our Seven Oaks Cares program and Snack Pack Program provided by Union Methodist Church. Seven Oaks Presbyterian Church, New Life Baptist, Columbia Crossroads Church and Ashland United Methodist Church have shared their facilities, parking lots, and provided food for us during our renovations and our staff, parents and students have been grateful for these acts of kindness.

Ann Copelan, Principal
Torres, SIC Chairperson

Javier

Comprehensive detail, including definitions of ratings, performance criteria, and explanations of status, is available on www.ed.sc.gov and www.eoc.sc.gov as well as school and school district websites.

Printed versions are available from school districts upon request.

Abbreviations Key

N/A Not Applicable N/AV Not Available N/C Not Collected N/R Not Reported I/S Insufficient Sample TBD To be determined

NI Newly Identified CSI Continuing School Improvement CA Corrective Action RP Plan to Restructure R Restructure DELAY School Improvement Status HOLD School Improvement Status