



# SC Annual School Report Card Summary

**LEAPHART ELEMENTARY**  
 Lexington/Richland 5  
 Grades: PK-5  
 Principal: Gerald Gary  
 Superintendent: Stephen W. Hefner, Ed. D.  
 Board Chair: Robert Gantt

Enrollment: 452

## PERFORMANCE

Comprehensive detail, including definitions of ratings, performance criteria, and explanations of status, is available on [www.ed.sc.gov](http://www.ed.sc.gov) and [www.eoc.sc.gov](http://www.eoc.sc.gov) as well as school and school district websites. Printed versions are available from school districts upon request.

YEAR	ABSOLUTE RATING	GROWTH RATING	PALMETTO GOLD AND SILVER AWARD		AYP STATUS	NCLB IMPROVEMENT STATUS
			General Performance	Closing the Gap		
2011	Average	Average	TBD	TBD	Not Met	N/A
2010	Average	Average	N/A	N/A	Met	N/A
2009	Average	Average	N/A	N/A	Met	NI-DELAY

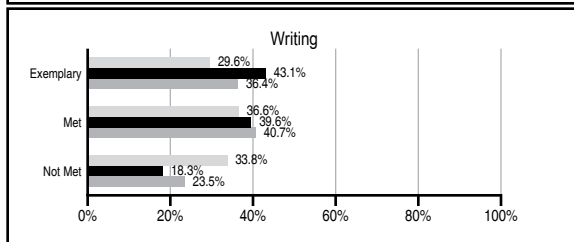
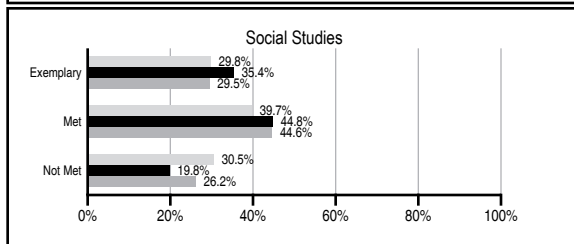
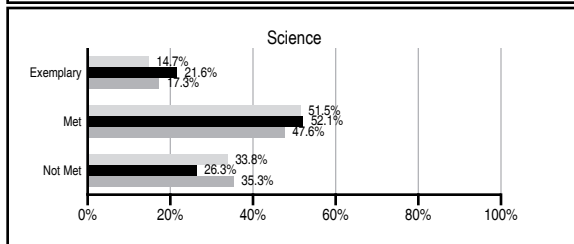
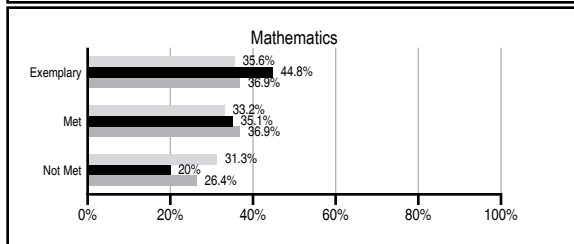
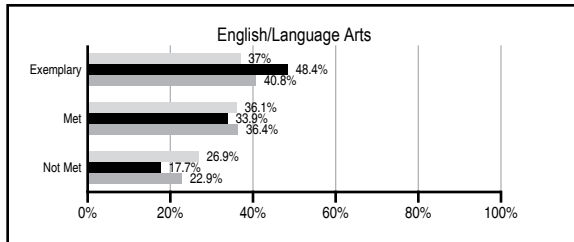
## ABSOLUTE RATINGS OF ELEMENTARY SCHOOLS WITH STUDENTS LIKE OURS\*

EXCELLENT	GOOD	AVERAGE	BELOW AVERAGE	AT-RISK
31	39	19	0	0

\* Ratings are calculated with data available by 11/09/2011. Schools with Students Like Ours are Elementary Schools with Poverty Indices of no more than 5% above or below the index for this school.



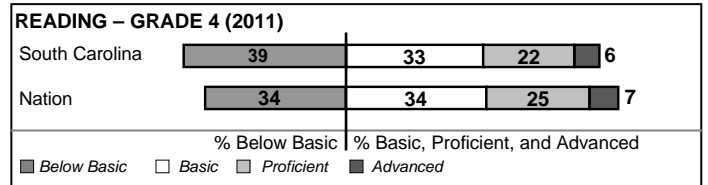
## PASS PERFORMANCE

Our School
  Elementary Schools with Students Like Ours
  Elementary schools statewide



## NAEP PERFORMANCE\*

\* Performance reported for SC and nation, data not available at school level. Percentages at NAEP Achievement Levels.



## SC PERFORMANCE VISION

*By 2020 all students will graduate with the knowledge and skills necessary to compete successfully in the global economy, participate in a democratic society and contribute positively as members of families and communities.*

### Abbreviations Key

N/A Not Applicable N/AV Not Available N/C Not Collected N/R Not Reported I/S Insufficient Sample TBD To be determined

NI Newly Identified CSI Continuing School Improvement CA Corrective Action RP Plan to Restructure R Restructure DELAY School Improvement Status HOLD School Improvement Status

# LEAPHART ELEMENTARY [Lexington/Richland 5]

## SCHOOL PROFILE

	Our School	Change from Last Year	Elementary Schools with Students Like Ours	Median Elementary School
<b>Students (n=452)</b>				
Retention rate	0.2%	Up from 0.0%	0.9%	1.1%
Attendance rate	97.0%	Down from 99.9%	96.2%	96.2%
Served by gifted and talented program	16.2%	Down from 16.9%	19.1%	13.4%
With disabilities other than speech	3.5%	Down from 6.5%	3.9%	4.1%
Older than usual for grade	0.2%	Up from 0.0%	0.2%	0.3%
Out-of-school suspensions or expulsions for violent and/or criminal offenses	0.0%	No Change	0.0%	0.0%
<b>Teachers (n=37)</b>				
Teachers with advanced degrees	67.6%	Up from 63.6%	64.5%	62.5%
Continuing contract teachers	89.2%	Up from 84.1%	90.6%	88.2%
Teachers returning from previous year	78.6%	Down from 79.4%	89.5%	87.8%
Teacher attendance rate	92.7%	Down from 94.0%	95.3%	95.2%
Average teacher salary*	\$48,124	Down 0.5%	\$48,058	\$46,773
Classes not taught by highly qualified teachers	2.4%	Up from 0.0%	0.0%	0.0%
Professional development days/teacher	10.8 days	Down from 11.9 days	11.0 days	10.5 days
<b>School</b>				
Principal's years at school	5.0	Up from 4.0	5.0	4.0
Student-teacher ratio in core subjects	14.8 to 1	Down from 16.8 to 1	20.8 to 1	19.9 to 1
Prime instructional time	88.3%	Down from 92.5%	90.2%	90.4%
Opportunities in the arts	Good	No Change	Good	Good
SACS accreditation	Yes	No Change	Yes	Yes
Parents attending conferences	99.9%	Down from 100.0%	100.0%	100.0%
Character development program	Excellent	No Change	Excellent	Excellent
Dollars spent per pupil**	\$10,134	Down 2.9%	\$7,085	\$7,447
Percent of expenditures for instruction**	66.5%	Up from 65.0%	68.8%	68.4%
Percent of expenditures for teacher salaries**	65.6%	Up from 64.0%	66.3%	65.8%
% of AYP objectives met	76.5%	Down from 100.0%	95.2%	90.5%

\* Length of contract = 185+ days.

\*\* Prior year audited financial data available.

## EVALUATION RESULTS

	Teachers	Students*	Parents*
Number of surveys returned	32	71	24
Percent satisfied with learning environment	46.9%	80.3%	61.9%
Percent satisfied with social and physical environment	46.9%	77.5%	50.0%
Percent satisfied with school-home relations	78.1%	88.7%	54.5%

\*Only students at the highest elementary school grade level at this school and their parents were included.

## REPORT OF PRINCIPAL AND SCHOOL IMPROVEMENT COUNCIL

"Learn-Excel-Achieve-Possibilities" encompasses our belief and vision for all children. The 2010-2011 school year saw the continuation of the LEAPharts Engineering Arts Program (LEAP) at all grade levels. The mission of LEAP is to inspire, challenge, and empower all students by providing a rigorous problem-solving curriculum. It will expand in the future through the inclusion of Engineering Is Elementary (EIE) units of study, developed through the Museum of Science in Boston, Massachusetts. These units of study will be integrated through science and social studies content.

The renovation of Leaphart Elementary School (LES) was completed in the spring of 2011. It is a very exciting time as Leaphart now has walls and doorways throughout the school for the first time in its 36 year history. The renovation has provided the infrastructure needed to support 21st Century technology. The addition of netbooks and iPads in classrooms from grades 1-5 will support students' development of technology skills and will increase the engagement of students in real-world learning opportunities.

During school year 2010-2011, LES was one of four elementary schools, district-wide, to participate as a pilot school in the development and implementation of Response to Intervention (RtI). The addition of units of study at all grade levels, and the inclusion of the Fountas & Pinell Word Study program at grades K-3, provided additional structure to our balanced literacy core instruction. The expertise of four reading interventionists was utilized to support students through a tiered intervention model. The literacy coach provided ongoing professional development in the area of small group guided reading instruction to increase the capacity of all classroom teachers.

Opportunities for targeted students in grades 3-5 to engage mathematically throughout the day was provided through "Math Breakfast Club," during the day intervention blocks, and afterschool tutoring via the computer. Math Bowl, a weekly math challenge in the form of a problem-solving program, was provided to all students in kindergarten through grade 5. Weekly Math Bowl winners were announced, one from each grade level.

Our character emphasis challenged all students to "R.E.A.C.H." to new heights. A five month emphasis on the character traits of respect, encouragement, attitude, citizenship and hope was implemented. Out of the discussion on citizenship, a fifth-grade student Citizenship Committee was formed. Their words have become a guiding force for all students to know what "citizenship at Leaphart" really means.

To promote a wellness policy that encouraged students to not only have a healthy body but also a healthy mind, the School Improvement Council initiated the "R and R" (Reading and Recreation) program. Students at all grade levels were given a monthly calendar and asked to chart their independent reading and exercise progress. It was great to celebrate their accomplishments at the end of the year! As always we thank our PTO for their continued support in fundraising projects and their participation in school-wide family oriented activities. We could not do it without them!

We appreciate the opportunity to be a part of the lives of your children as they "Learn-Excel-Achieve-Possibilities" at LEAPharts Elementary School.

Michael Johnson, School Improvement Council Chairperson  
Rebecca McKenzie-Applying, Principal

Comprehensive detail, including definitions of ratings, performance criteria, and explanations of status, is available on [www.ed.sc.gov](http://www.ed.sc.gov) and [www.eoc.sc.gov](http://www.eoc.sc.gov) as well as school and school district websites.

Printed versions are available from school districts upon request.

### Abbreviations Key

N/A Not Applicable N/AV Not Available N/C Not Collected N/R Not Reported I/S Insufficient Sample TBD To be determined

NI Newly Identified CSI Continuing School Improvement CA Corrective Action RP Plan to Restructure R Restructure DELAY School Improvement Status HOLD School Improvement Status