



SC Annual School Report Card Summary

IRMO ELEMENTARY
 Lexington/Richland 5
 Grades: K-5 Enrollment: 509
 Principal: Shannon S. McAlister
 Superintendent: Stephen W. Hefner, Ed. D.
 Board Chair: Robert Gantt

PERFORMANCE

Comprehensive detail, including definitions of ratings, performance criteria, and explanations of status, is available on www.ed.sc.gov and www.eoc.sc.gov as well as school and school district websites. Printed versions are available from school districts upon request.

YEAR	ABSOLUTE RATING	GROWTH RATING	PALMETTO GOLD AND SILVER AWARD		AYP STATUS	NCLB IMPROVEMENT STATUS
			General Performance	Closing the Gap		
2011	Excellent	Excellent	TBD	TBD	Not Met	N/A
2010	Excellent	Excellent	Gold	N/A	Met	N/A
2009	Excellent	Good	Gold	N/A	Met	N/A

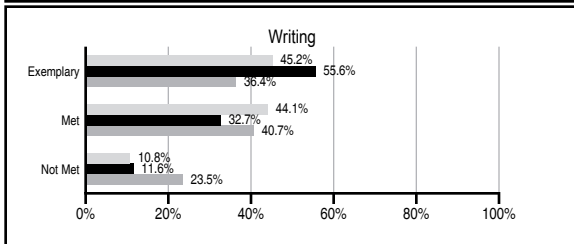
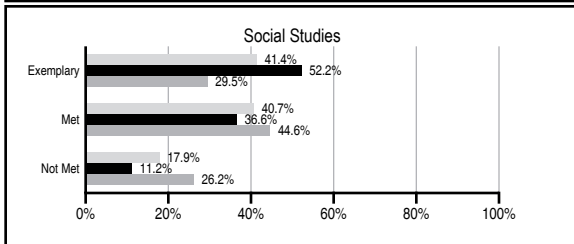
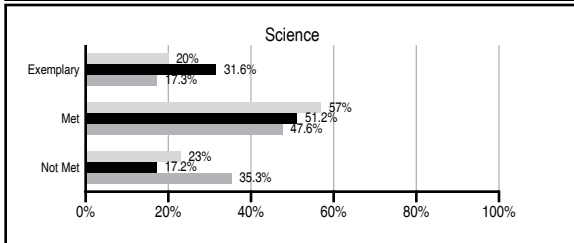
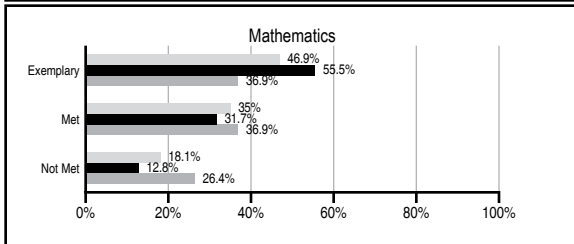
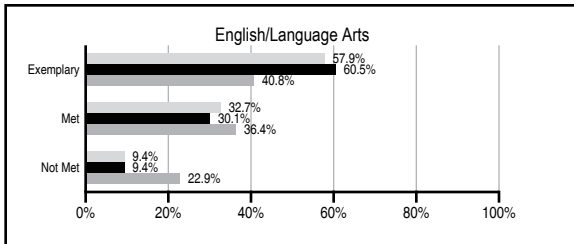
ABSOLUTE RATINGS OF ELEMENTARY SCHOOLS WITH STUDENTS LIKE OURS*

EXCELLENT	GOOD	AVERAGE	BELOW AVERAGE	AT-RISK
22	1	0	0	0

* Ratings are calculated with data available by 11/09/2011. Schools with Students Like Ours are Elementary Schools with Poverty Indices of no more than 5% above or below the index for this school.


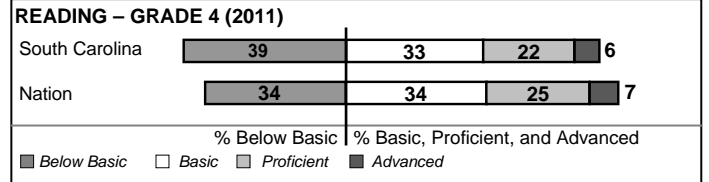
PASS PERFORMANCE

Our School
 Elementary Schools with Students Like Ours
 Elementary schools statewide



NAEP PERFORMANCE*

* Performance reported for SC and nation, data not available at school level. Percentages at NAEP Achievement Levels.



SC PERFORMANCE VISION

By 2020 all students will graduate with the knowledge and skills necessary to compete successfully in the global economy, participate in a democratic society and contribute positively as members of families and communities.

Abbreviations Key

N/A Not Applicable N/AV Not Available N/C Not Collected N/R Not Reported I/S Insufficient Sample TBD To be determined

NI Newly Identified CSI Continuing School Improvement CA Corrective Action RP Plan to Restructure R Restructure DELAY School Improvement Status HOLD School Improvement Status

IRMO ELEMENTARY [Lexington/Richland 5]

SCHOOL PROFILE

	Our School	Change from Last Year	Elementary Schools with Students Like Ours	Median Elementary School
Students (n=509)				
Retention rate	0.0%	No Change	0.5%	1.1%
Attendance rate	96.8%	Down from 99.9%	96.7%	96.2%
Served by gifted and talented program	31.0%	Up from 29.6%	31.0%	13.4%
With disabilities other than speech	4.7%	Down from 9.1%	3.0%	4.1%
Older than usual for grade	0.0%	No Change	0.2%	0.3%
Out-of-school suspensions or expulsions for violent and/or criminal offenses	0.0%	Down from 0.2%	0.0%	0.0%
Teachers (n=38)				
Teachers with advanced degrees	76.3%	Down from 77.5%	63.0%	62.5%
Continuing contract teachers	92.1%	Up from 90.0%	92.1%	88.2%
Teachers returning from previous year	88.0%	Down from 88.9%	91.0%	87.8%
Teacher attendance rate	93.3%	Down from 94.5%	95.2%	95.2%
Average teacher salary*	\$50,976	Down 0.8%	\$48,638	\$46,773
Classes not taught by highly qualified teachers	0.0%	Down from 2.1%	0.0%	0.0%
Professional development days/teacher	8.4 days	Up from 7.1 days	9.8 days	10.5 days
School				
Principal's years at school	3.0	Up from 2.0	4.0	4.0
Student-teacher ratio in core subjects	20.0 to 1	Up from 16.9 to 1	21.4 to 1	19.9 to 1
Prime instructional time	88.6%	Down from 93.2%	91.2%	90.4%
Opportunities in the arts	Good	No Change	Good	Good
SACS accreditation	Yes	No Change	Yes	Yes
Parents attending conferences	90.9%	Up from 69.7%	100.0%	100.0%
Character development program	Excellent	No Change	Excellent	Excellent
Dollars spent per pupil**	\$9,870	Up 1.2%	\$6,424	\$7,447
Percent of expenditures for instruction**	64.0%	Up from 61.9%	69.9%	68.4%
Percent of expenditures for teacher salaries**	63.4%	Up from 61.2%	68.7%	65.8%
% of AYP objectives met	81.0%	Down from 100.0%	100.0%	90.5%

* Length of contract = 185+ days.

** Prior year audited financial data available.

EVALUATION RESULTS

	Teachers	Students*	Parents*
Number of surveys returned	34	97	57
Percent satisfied with learning environment	97.1%	89.6%	87.0%
Percent satisfied with social and physical environment	100.0%	91.8%	94.5%
Percent satisfied with school-home relations	100.0%	92.8%	83.6%

*Only students at the highest elementary school grade level at this school and their parents were included.

REPORT OF PRINCIPAL AND SCHOOL IMPROVEMENT COUNCIL

At Irmo Elementary School (IES), we are relationship oriented and results driven. Through the use of data driven collaborative planning, we foster superior achievement, responsible citizenship, and a foundation for lifelong learning.

Irmo Elementary has a proud history of excellence. Among our accomplishments are designations as an Exemplary Writing School, South Carolina Department of Education Red Carpet School, Palmetto's Finest, National Blue Ribbon School of Excellence/ Lighthouse School, University of South Carolina Professional Development School, Intel/Scholastic 21st Century School of Distinction, as well as recognition as Palmetto Silver and Gold.

Fifth-grade teacher Stephen Corsini is the 2010-2011 Teacher of the Year and custodian Henry Dreher is the 2010-2011 Support Person of the Year. Our Business Partner of the Year was Chick-fil-A on Harbison Boulevard, and they were also honored as the District Five Elementary Business Partner of the Year.

Our school enjoys strong relationships with our families and the Irmo community. Our students learn the value of service to our school and community through active participation in ongoing initiatives such as Student Council, our in-school postal system "Wee Deliver," Safety Patrol, Recycling Club, the "Green Thumb" Gardening Club, and WBEE, our morning television news show. IES students have opportunities to hone their artistic talents through art club, yearbook staff, orchestra, chorus, as well as through participation in various theatrical and musical performances at our PTA meetings.

Irmo Elementary is very fortunate to have parents and community members actively involved as volunteers who are dedicated to the scaffolding and celebration of learning. Our students excitedly await PTA sponsored reading celebrations, curriculum nights, and our SIC sponsored Career Fair. The fundraising efforts of our PTA support literacy and ongoing technology implementation throughout our school. The Honey Bunch After-School Program offers site-based afterschool and summer care for our students. Participating students take part in camp like explorations featuring athletics, academics, and the arts.

Our Professional Development collaboration with the University of South Carolina benefits staff and students alike. At Irmo Elementary, we revere the value of collaboration, and maintain a commitment to ongoing professional development and research into effective instructional practice.

By working together, Irmo Elementary School stakeholders are proudly continuing the tradition of Inspiring and Embracing student Success

Shannon McAlister, Principal
Dr. Hope Rivers, SIC Chair

Comprehensive detail, including definitions of ratings, performance criteria, and explanations of status, is available on www.ed.sc.gov and www.eoc.sc.gov as well as school and school district websites.

Printed versions are available from school districts upon request.

Abbreviations Key

N/A Not Applicable N/AV Not Available N/C Not Collected N/R Not Reported I/S Insufficient Sample TBD To be determined
NI Newly Identified CSI Continuing School Improvement CA Corrective Action RP Plan to Restructure R Restructure DELAY School Improvement Status HOLD School Improvement Status