



# SC Annual School Report Card Summary

**DUTCH FORK ELEMENTARY**  
 Lexington/Richland 5  
 Grades: PK-5 Enrollment: 561  
 Principal: Julius B. Scott  
 Superintendent: Stephen W. Hefner, Ed. D.  
 Board Chair: Robert Gantt

## PERFORMANCE

Comprehensive detail, including definitions of ratings, performance criteria, and explanations of status, is available on [www.ed.sc.gov](http://www.ed.sc.gov) and [www.eoc.sc.gov](http://www.eoc.sc.gov) as well as school and school district websites. Printed versions are available from school districts upon request.

YEAR	ABSOLUTE RATING	GROWTH RATING	PALMETTO GOLD AND SILVER AWARD		AYP STATUS	NCLB IMPROVEMENT STATUS
			General Performance	Closing the Gap		
2011	Good	Average	TBD	TBD	Not Met	N/A
2010	Excellent	Excellent	Gold	Silver	Met	N/A
2009	Good	Excellent	Gold	Gold	Met	N/A

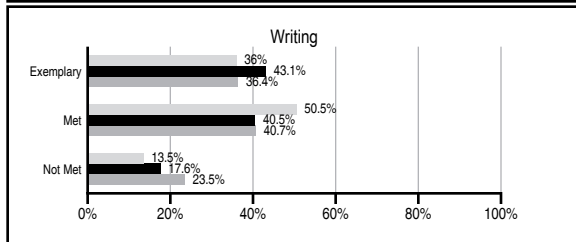
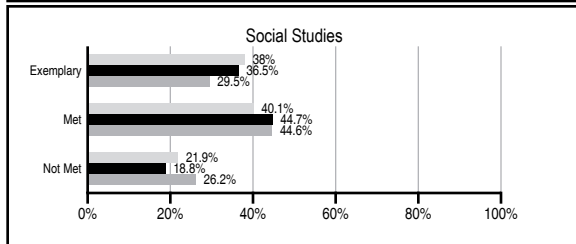
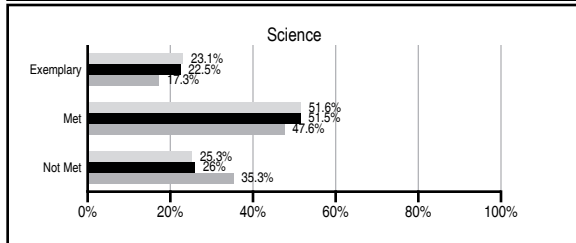
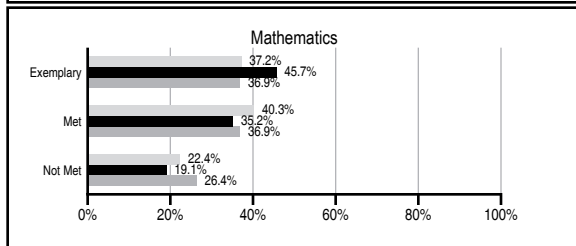
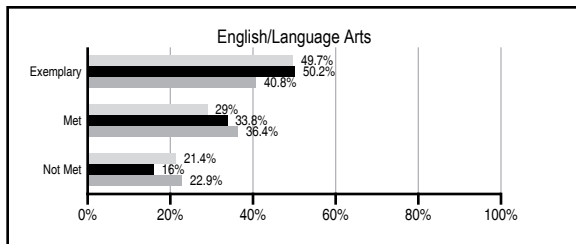
## ABSOLUTE RATINGS OF ELEMENTARY SCHOOLS WITH STUDENTS LIKE OURS\*

EXCELLENT	GOOD	AVERAGE	BELOW AVERAGE	AT-RISK
29	34	8	0	0

\* Ratings are calculated with data available by 11/09/2011. Schools with Students Like Ours are Elementary Schools with Poverty Indices of no more than 5% above or below the index for this school.

## PASS PERFORMANCE

Our School
  Elementary Schools with Students Like Ours
  Elementary schools statewide



## NAEP PERFORMANCE\*

\* Performance reported for SC and nation, data not available at school level. Percentages at NAEP Achievement Levels.



## SC PERFORMANCE VISION

*By 2020 all students will graduate with the knowledge and skills necessary to compete successfully in the global economy, participate in a democratic society and contribute positively as members of families and communities.*

### Abbreviations Key

N/A Not Applicable N/AV Not Available N/C Not Collected N/R Not Reported I/S Insufficient Sample TBD To be determined

NI Newly Identified CSI Continuing School Improvement CA Corrective Action RP Plan to Restructure R Restructure DELAY School Improvement Status HOLD School Improvement Status

# DUTCH FORK ELEMENTARY [Lexington/Richland 5]

## SCHOOL PROFILE

	Our School	Change from Last Year	Elementary Schools with Students Like Ours	Median Elementary School
<b>Students (n=561)</b>				
Retention rate	0.0%	Down from 0.2%	0.9%	1.1%
Attendance rate	96.9%	Down from 99.9%	96.3%	96.2%
Served by gifted and talented program	20.1%	Up from 20.0%	20.1%	13.4%
With disabilities other than speech	3.2%	Down from 4.6%	3.2%	4.1%
Older than usual for grade	0.4%	Up from 0.0%	0.2%	0.3%
Out-of-school suspensions or expulsions for violent and/or criminal offenses	0.0%	No Change	0.0%	0.0%
<b>Teachers (n=44)</b>				
Teachers with advanced degrees	65.9%	Up from 63.6%	65.9%	62.5%
Continuing contract teachers	97.7%	Up from 93.2%	90.0%	88.2%
Teachers returning from previous year	87.8%	Down from 89.3%	90.3%	87.8%
Teacher attendance rate	95.5%	Up from 93.1%	94.9%	95.2%
Average teacher salary*	\$50,058	Down 2.6%	\$48,401	\$46,773
Classes not taught by highly qualified teachers	0.0%	Down from 4.9%	0.0%	0.0%
Professional development days/teacher	6.6 days	Down from 11.9 days	10.9 days	10.5 days
<b>School</b>				
Principal's years at school	9.0	Up from 8.0	5.0	4.0
Student-teacher ratio in core subjects	17.9 to 1	Up from 17.8 to 1	20.8 to 1	19.9 to 1
Prime instructional time	91.9%	Down from 92.4%	90.3%	90.4%
Opportunities in the arts	Good	No Change	Good	Good
SACS accreditation	Yes	No Change	Yes	Yes
Parents attending conferences	100.0%	Up from 99.4%	100.0%	100.0%
Character development program	Excellent	No Change	Excellent	Excellent
Dollars spent per pupil**	\$8,960	Down 1.7%	\$6,879	\$7,447
Percent of expenditures for instruction**	68.5%	Up from 64.0%	69.4%	68.4%
Percent of expenditures for teacher salaries**	67.8%	Up from 63.2%	67.0%	65.8%
% of AYP objectives met	90.5%	Down from 100.0%	94.1%	90.5%

\* Length of contract = 185+ days.

\*\* Prior year audited financial data available.

## EVALUATION RESULTS

	Teachers	Students*	Parents*
Number of surveys returned	38	104	75
Percent satisfied with learning environment	97.4%	85.6%	89.0%
Percent satisfied with social and physical environment	97.4%	85.3%	90.7%
Percent satisfied with school-home relations	94.7%	91.2%	86.5%

\*Only students at the highest elementary school grade level at this school and their parents were included.

Comprehensive detail, including definitions of ratings, performance criteria, and explanations of status, is available on [www.ed.sc.gov](http://www.ed.sc.gov) and [www.eoc.sc.gov](http://www.eoc.sc.gov) as well as school and school district websites.

Printed versions are available from school districts upon request.

## REPORT OF PRINCIPAL AND SCHOOL IMPROVEMENT COUNCIL

The mission of Dutch Fork Elementary School (DFES), through partnerships established among our staff, parents and community, is to provide each student a comprehensive high-quality academic program as outlined in the South Carolina State Standards. It is our purpose to foster positive social behaviors and attitudes in a safe, respectful environment. This year we implemented a school-wide behavior plan, Positive Behavioral Intervention and Supports. As a result, we saw an increase in positive behavior among our students.

Our vision at DFES is to continue to create an atmosphere that promotes both challenging academic standards and development of social and life skills. The faculty, staff, students, parents, community members, PTO, and School Improvement Council (SIC) all work together to provide a safe, warm, and nurturing atmosphere to create the best learning environment possible. This year our SIC's goal was to reach out to our neighboring businesses to let them know about the successes we have at DFES and to show our appreciation for their continued support.

DFES continued to improve academically, as measured by the Palmetto Assessment of State Standards (PASS). In our last state report card, we received an excellent in both Absolute and Improvement ratings. Our Measure of Academic Progress (MAP), given in the fall and spring, indicated that our students are improving in both reading and mathematics. When compared to other similar schools, our average improvement was greater than 60% higher than our virtual comparison group.

In addition to our academic offerings, we continued many of the programs from previous years, including Terrific Kids, Students of Distinction, Green Team Recyclers, PE Intramurals, Holiday Store, Field/Fun Day, GEMS, talent shows, art displays, Spanish school store, Bingo Night, Fall Festival, Wendy's, Zaxby's and Sonic Night. Kit Klub, our after-school program, continued to provide an exemplary option for working parents. In Kit Klub, students participated in homework and tutoring sessions, cooking classes, gardening, computer lab, physical education, and many service projects.

DFES is continuing to work toward becoming a Green Steps School. We have earned more steps in recycling and energy conservation. We are well on our way to becoming a full-fledged Green Steps School.

DFES was chosen by the Arbor Day Committee of Irmo for a landscaping project that will beautify the front campus. New shrubbery, trees, flowers, and grass will enhance the appearance of our school.

We are committed to continuous improvement through an excellent curriculum, teachers who are life-long learners, and parents who support their children and their school. Everyone at DFES has high expectations for all of our students.

June Lominack, Principal  
Emily Flores, School Improvement Council Chair

### Abbreviations Key

N/A Not Applicable N/AV Not Available N/C Not Collected N/R Not Reported I/S Insufficient Sample TBD To be determined  
NI Newly Identified CSI Continuing School Improvement CA Corrective Action RP Plan to Restructure R Restructure DELAY School Improvement Status HOLD School Improvement Status