



SC Annual School Report Card Summary

SANDHILLS ELEMENTARY

Lexington 4

Grades: 3-4

Enrollment: 502

Principal: Lisa Evans

Superintendent: Linda G. Lavender, Ph.D.

Board Chair: Mr. Jefford Hart, Jr.

PERFORMANCE

Comprehensive detail, including definitions of ratings, performance criteria, and explanations of status, is available on www.ed.sc.gov and www.eoc.sc.gov as well as school and school district websites. Printed versions are available from school districts upon request.

YEAR	ABSOLUTE RATING	GROWTH RATING	PALMETTO GOLD AND SILVER AWARD		AYP STATUS	NCLB IMPROVEMENT STATUS
			General Performance	Closing the Gap		
2011	Average	Good	TBD	TBD	Not Met	N/A
2010	Average	Excellent	Gold	Silver	Met	N/A
2009	Average	Average	Silver	N/A	Not Met	N/A

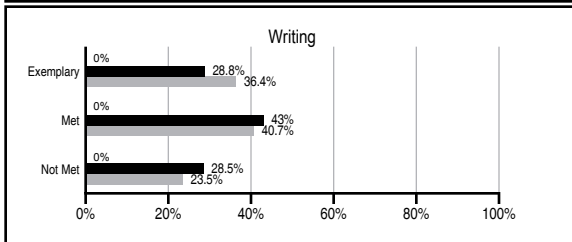
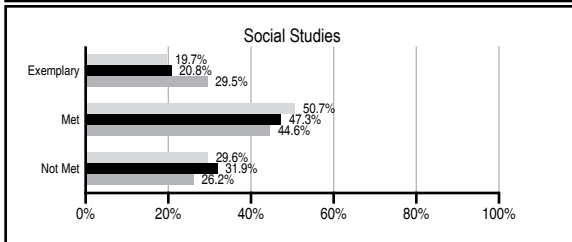
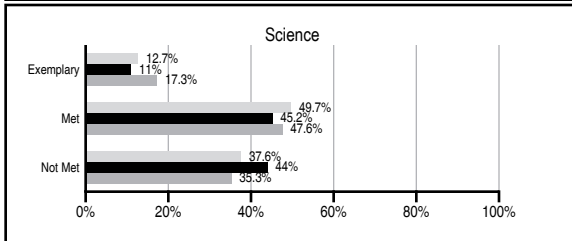
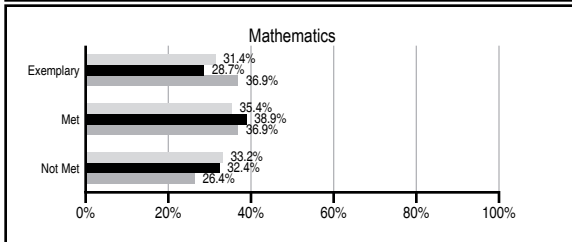
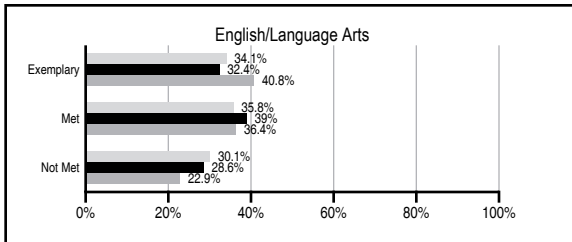
ABSOLUTE RATINGS OF ELEMENTARY SCHOOLS WITH STUDENTS LIKE OURS*

EXCELLENT	GOOD	AVERAGE	BELOW AVERAGE	AT-RISK
6	12	97	18	5

* Ratings are calculated with data available by 11/09/2011. Schools with Students Like Ours are Elementary Schools with Poverty Indices of no more than 5% above or below the index for this school.


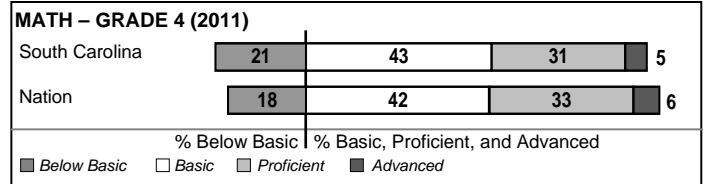
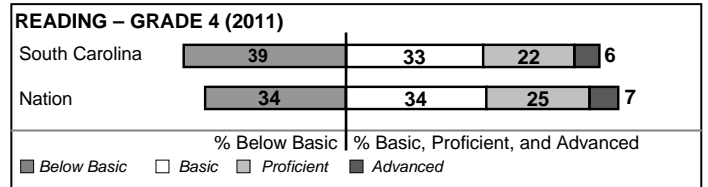
PASS PERFORMANCE

Our School
 Elementary Schools with Students Like Ours
 Elementary schools statewide



NAEP PERFORMANCE*

* Performance reported for SC and nation, data not available at school level. Percentages at NAEP Achievement Levels.



SC PERFORMANCE VISION

By 2020 all students will graduate with the knowledge and skills necessary to compete successfully in the global economy, participate in a democratic society and contribute positively as members of families and communities.

Abbreviations Key

N/A Not Applicable N/AV Not Available N/C Not Collected N/R Not Reported I/S Insufficient Sample TBD To be determined

NI Newly Identified CSI Continuing School Improvement CA Corrective Action RP Plan to Restructure R Restructure DELAY School Improvement Status HOLD School Improvement Status

SANDHILLS ELEMENTARY [Lexington 4]

SCHOOL PROFILE

	Our School	Change from Last Year	Elementary Schools with Students Like Ours	Median Elementary School
Students (n=502)				
Retention rate	0.0%	No Change	1.5%	1.1%
Attendance rate	95.7%	Down from 99.9%	95.9%	96.2%
Served by gifted and talented program	9.1%	Down from 10.7%	8.7%	13.4%
With disabilities other than speech	8.5%	Down from 12.2%	4.5%	4.1%
Older than usual for grade	0.0%	No Change	0.5%	0.3%
Out-of-school suspensions or expulsions for violent and/or criminal offenses	0.0%	No Change	0.0%	0.0%
Teachers (n=33)				
Teachers with advanced degrees	51.5%	Down from 54.3%	60.9%	62.5%
Continuing contract teachers	78.8%	Up from 71.4%	86.4%	88.2%
Teachers returning from previous year	88.3%	Up from 87.7%	86.3%	87.8%
Teacher attendance rate	93.9%	Up from 92.8%	95.1%	95.2%
Average teacher salary*	\$41,762	Down 0.8%	\$45,927	\$46,773
Classes not taught by highly qualified teachers	2.7%	Down from 3.4%	0.0%	0.0%
Professional development days/teacher	9.7 days	Up from 9.3 days	10.3 days	10.5 days
School				
Principal's years at school	5.0	Up from 4.0	4.0	4.0
Student-teacher ratio in core subjects	20.8 to 1	Down from 21.0 to 1	18.7 to 1	19.9 to 1
Prime instructional time	88.7%	Down from 91.1%	90.0%	90.4%
Opportunities in the arts	Good	No Change	Good	Good
SACS accreditation	Yes	No Change	Yes	Yes
Parents attending conferences	91.2%	Up from 88.7%	100.0%	100.0%
Character development program	Good	Down from Excellent	Excellent	Excellent
Dollars spent per pupil**	\$6,878	Up 3.2%	\$7,772	\$7,447
Percent of expenditures for instruction**	57.8%	Down from 58.4%	67.6%	68.4%
Percent of expenditures for teacher salaries**	55.4%	Up from 53.5%	64.6%	65.8%
% of AYP objectives met	66.7%	Down from 100.0%	85.7%	90.5%

* Length of contract = 185+ days.

** Prior year audited financial data available.

EVALUATION RESULTS

	Teachers	Students*	Parents*
Number of surveys returned	27	228	153
Percent satisfied with learning environment	100.0%	86.5%	87.2%
Percent satisfied with social and physical environment	100.0%	86.9%	86.8%
Percent satisfied with school-home relations	85.2%	83.1%	80.4%

*Only students at the highest elementary school grade level at this school and their parents were included.

REPORT OF PRINCIPAL AND SCHOOL IMPROVEMENT COUNCIL

Sandhills Elementary School serves approximately 500 students in grades three and four. "Shaping Every Student for Success" is our motto and drives our mission to establish high standards by creating a learning environment which ensures student performance at the highest level.

SES is a S.C. Department of Education Palmetto Silver Award winner and/or Palmetto Gold Winner for outstanding academic growth (PASS/PACT) for the past five years. Additionally, SES is a Red Carpet School, awarded for creating a family-friendly atmosphere and providing customer-focused service.

The I CARE program, our continued vision to encourage and recognize parental involvement, is in its third year at SES with over 1,400 documented parental visits to the school this year. We have expanded our Lunch 'n Learn programs, parenting sessions focusing on what and how our students learn.

We have worked on our school environment and culture by encouraging school pride. SES is the recipient of the Palmetto Pride Grant, Carolina Fence Garden and our students have participated in the Great American Clean Up and as a National Anthem Day All Star School for the past five years.

Our teachers and staff are working to create effective professional learning communities within our school. We continue to focus on our own learning to provide the highest quality instruction for our students. Teams of teachers meet weekly to discuss curriculum and assessment to determine our next instructional steps for each child.

Challenges and priorities ahead for our school community include focusing on students' individual learning and providing all students with academic support through appropriate interventions. We will continue to target literacy and to provide opportunities for authentic reading and writing in all areas.

The Sandhills Elementary staff and School Improvement Council look forward to working with students, parents, and the community to make our school the very best that it can be.

Sheila Hilton, School Improvement Council Chairperson
Lisa Evans, Principal

Comprehensive detail, including definitions of ratings, performance criteria, and explanations of status, is available on www.ed.sc.gov and www.eoc.sc.gov as well as school and school district websites.

Printed versions are available from school districts upon request.

Abbreviations Key

N/A Not Applicable N/AV Not Available N/C Not Collected N/R Not Reported I/S Insufficient Sample TBD To be determined

NI Newly Identified CSI Continuing School Improvement CA Corrective Action RP Plan to Restructure R Restructure DELAY School Improvement Status HOLD School Improvement Status