



SC Annual School Report Card Summary

FRANCES F MACK PRIMARY
Lexington 4
Grades: 5-6 Enrollment: 528
Principal: Sara J Ankrapp
Superintendent: Linda G. Lavender, Ph.D.
Board Chair: Mr. Jefford Hart, Jr.

PERFORMANCE

Comprehensive detail, including definitions of ratings, performance criteria, and explanations of status, is available on www.ed.sc.gov and www.eoc.sc.gov as well as school and school district websites. Printed versions are available from school districts upon request.

YEAR	ABSOLUTE RATING	GROWTH RATING	PALMETTO GOLD AND SILVER AWARD		AYP STATUS	NCLB IMPROVEMENT STATUS
			General Performance	Closing the Gap		
2011	Average	Average	TBD	TBD	Not Met	N/A
2010	N/A	N/A	N/A	N/A	N/A	N/A
2009	N/A	N/A	N/A	N/A	N/A	N/A

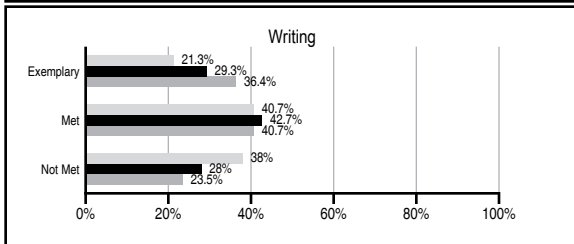
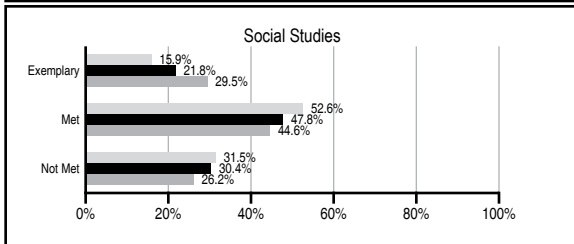
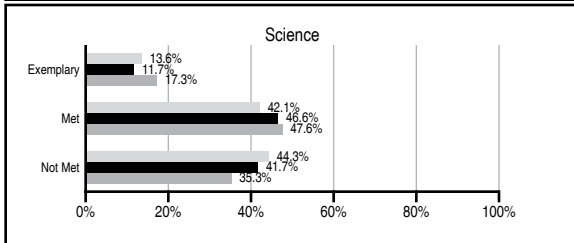
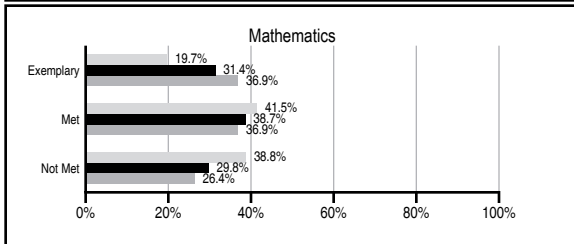
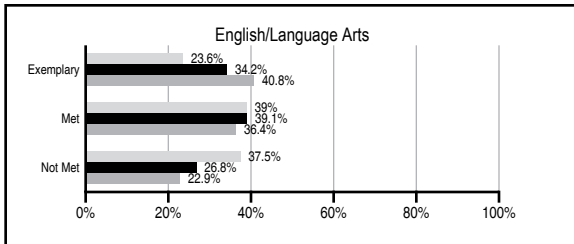
ABSOLUTE RATINGS OF ELEMENTARY SCHOOLS WITH STUDENTS LIKE OURS*

EXCELLENT	GOOD	AVERAGE	BELOW AVERAGE	AT-RISK
5	15	94	12	0

* Ratings are calculated with data available by 11/09/2011. Schools with Students Like Ours are Elementary Schools with Poverty Indices of no more than 5% above or below the index for this school.

PASS PERFORMANCE

Our School
 Elementary Schools with Students Like Ours
 Elementary schools statewide



NAEP PERFORMANCE*

* Performance reported for SC and nation, data not available at school level. Percentages at NAEP Achievement Levels.



SC PERFORMANCE VISION

By 2020 all students will graduate with the knowledge and skills necessary to compete successfully in the global economy, participate in a democratic society and contribute positively as members of families and communities.

Abbreviations Key

N/A Not Applicable N/AV Not Available N/C Not Collected N/R Not Reported I/S Insufficient Sample TBD To be determined

NI Newly Identified CSI Continuing School Improvement CA Corrective Action RP Plan to Restructure R Restructure DELAY School Improvement Status HOLD School Improvement Status

FRANCES F MACK PRIMARY [Lexington 4]

SCHOOL PROFILE

	Our School	Change from Last Year	Elementary Schools with Students Like Ours	Median Elementary School
Students (n=528)				
Retention rate	0.0%	N/A	1.4%	1.1%
Attendance rate	96.9%	N/A	95.9%	96.2%
Served by gifted and talented program	15.9%	N/A	9.7%	13.4%
With disabilities other than speech	13.5%	N/A	4.7%	4.1%
Older than usual for grade	0.8%	N/A	0.4%	0.3%
Out-of-school suspensions or expulsions for violent and/or criminal offenses	0.0%	N/R	0.0%	0.0%
Teachers (n=31)				
Teachers with advanced degrees	61.3%	N/A	59.9%	62.5%
Continuing contract teachers	93.5%	N/A	88.4%	88.2%
Teachers returning from previous year	60.3%	N/A	87.4%	87.8%
Teacher attendance rate	95.2%	N/R	95.0%	95.2%
Average teacher salary*	\$43,865	I/S	\$46,409	\$46,773
Classes not taught by highly qualified teachers	2.8%	N/A	0.0%	0.0%
Professional development days/teacher	4.8 days	N/R	11.3 days	10.5 days
School				
Principal's years at school	3.0	N/R	4.0	4.0
Student-teacher ratio in core subjects	23.6 to 1	N/R	19.6 to 1	19.9 to 1
Prime instructional time	91.3%	N/R	89.7%	90.4%
Opportunities in the arts	Good	N/R	Good	Good
SACS accreditation	Yes	N/R	Yes	Yes
Parents attending conferences	98.2%	N/R	100.0%	100.0%
Character development program	Good	N/R	Excellent	Excellent
Dollars spent per pupil**	\$7,321	N/A	\$7,484	\$7,447
Percent of expenditures for instruction**	64.8%	N/A	67.7%	68.4%
Percent of expenditures for teacher salaries**	62.1%	N/A	64.7%	65.8%
% of AYP objectives met	50.0%		88.2%	90.5%

* Length of contract = 185+ days.

** Prior year audited financial data available.

REPORT OF PRINCIPAL AND SCHOOL IMPROVEMENT COUNCIL

Frances Mack Intermediate School (FMIS) experienced many changes and much growth during the 2010-2011 school year. We implemented our Response to Intervention (RtI) plan during our regular classes, as well as targeting specific student needs in all subject areas during our enrichment classes. We saw tremendous growth in reading, as evidenced by our Fountas and Pinnell scores in both grade levels.

We continued our work with Professional Learning Communities; meeting twice weekly to plan with teammates and with the administration for professional development in the areas of community building, lesson design and progression, and student writing.

Teachers in each content area have completed an update of their long term plan and have developed and refined unit plans to match the South Carolina state standards. Each unit has embedded formative assessments and multiple summative assessments that match standards and check for student understanding throughout the unit.

The faculty and staff of Frances Mack Intermediate School look forward to a very productive 2011-2012 school year. Plans include analysis and implementation of effective instruction in reference to what we teach (our curriculum), how we teach (our strategies) and continuing our focus on literacy across all content areas. We will continue our intense focus on writing in all classes and we will concentrate on differentiating our instruction, so students' needs are met at all levels. We plan to initiate a program of activities to help students develop a strong sense of school pride and community and to involve our parents and the community in our FMIS family.

Sherri Stonehouse, Chairperson, School Improvement Council
Sara J Ankrapp, Principal

EVALUATION RESULTS

	Teachers	Students*	Parents*
Number of surveys returned	21	208	95
Percent satisfied with learning environment	90.5%	69.0%	71.3%
Percent satisfied with social and physical environment	90.5%	77.3%	64.1%
Percent satisfied with school-home relations	76.2%	84.5%	66.7%

*Only students at the highest elementary school grade level at this school and their parents were included.

Comprehensive detail, including definitions of ratings, performance criteria, and explanations of status, is available on www.ed.sc.gov and www.eoc.sc.gov as well as school and school district websites.

Printed versions are available from school districts upon request.

Abbreviations Key

N/A Not Applicable N/AV Not Available N/C Not Collected N/R Not Reported I/S Insufficient Sample TBD To be determined

NI Newly Identified CSI Continuing School Improvement CA Corrective Action RP Plan to Restructure R Restructure DELAY School Improvement Status HOLD School Improvement Status