



# SC Annual School Report Card Summary

**BATESBURG-LEESVILLE ELEMENTARY**  
 Lexington 3  
 Grades: 3-5 Enrollment: 449  
 Principal: Dr. Darlene Stephens  
 Superintendent: Dr. J Chester Floyd  
 Board Chair: Cheryl Burgess

## PERFORMANCE

Comprehensive detail, including definitions of ratings, performance criteria, and explanations of status, is available on [www.ed.sc.gov](http://www.ed.sc.gov) and [www.eoc.sc.gov](http://www.eoc.sc.gov) as well as school and school district websites. Printed versions are available from school districts upon request.

YEAR	ABSOLUTE RATING	GROWTH RATING	PALMETTO GOLD AND SILVER AWARD		AYP STATUS	NCLB IMPROVEMENT STATUS
			General Performance	Closing the Gap		
2011	Average	Good	TBD	TBD	Not Met	R
2010	Average	Average	N/A	N/A	Not Met	R
2009	Average	Average	N/A	N/A	Not Met	R

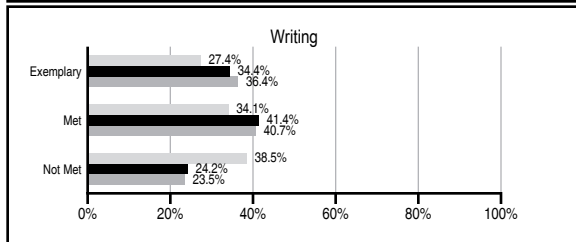
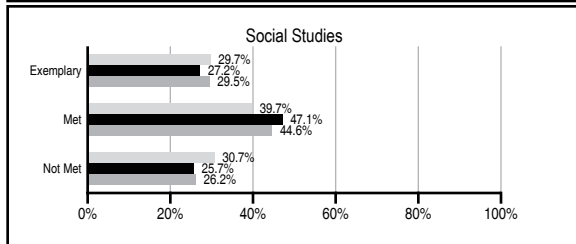
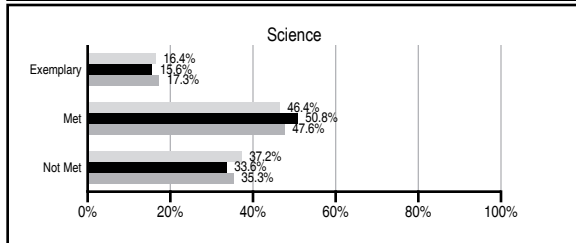
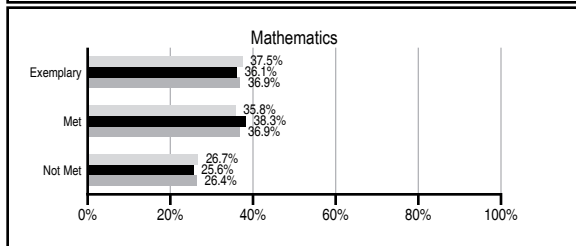
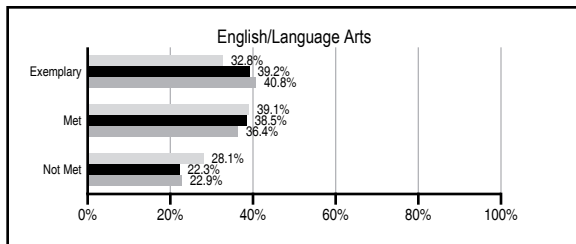
## ABSOLUTE RATINGS OF ELEMENTARY SCHOOLS WITH STUDENTS LIKE OURS\*

EXCELLENT	GOOD	AVERAGE	BELOW AVERAGE	AT-RISK
13	34	73	5	0

\* Ratings are calculated with data available by 11/09/2011. Schools with Students Like Ours are Elementary Schools with Poverty Indices of no more than 5% above or below the index for this school.

## PASS PERFORMANCE


Our School
  Elementary Schools with Students Like Ours
  Elementary schools statewide




## NAEP PERFORMANCE\*

\* Performance reported for SC and nation, data not available at school level. Percentages at NAEP Achievement Levels.

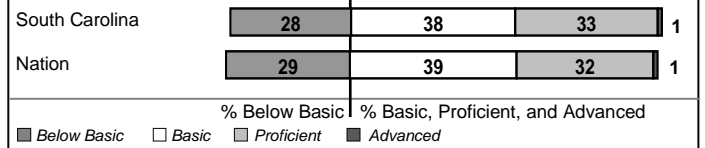
### READING – GRADE 4 (2011)



### MATH – GRADE 4 (2011)



### SCIENCE – GRADE 4 (2009)



## SC PERFORMANCE VISION

*By 2020 all students will graduate with the knowledge and skills necessary to compete successfully in the global economy, participate in a democratic society and contribute positively as members of families and communities.*

### Abbreviations Key

N/A Not Applicable N/AV Not Available N/C Not Collected N/R Not Reported I/S Insufficient Sample TBD To be determined

NI Newly Identified CSI Continuing School Improvement CA Corrective Action RP Plan to Restructure R Restructure DELAY School Improvement Status HOLD School Improvement Status

# BATESBURG-LEESVILLE ELEMENTARY [Lexington 3]

## SCHOOL PROFILE

	Our School	Change from Last Year	Elementary Schools with Students Like Ours	Median Elementary School
<b>Students (n=449)</b>				
Retention rate	3.6%	Down from 4.7%	1.0%	1.1%
Attendance rate	96.1%	Down from 99.9%	96.0%	96.2%
Served by gifted and talented program	14.2%	Up from 12.0%	12.9%	13.4%
With disabilities other than speech	7.8%	Down from 12.4%	4.9%	4.1%
Older than usual for grade	3.4%	Down from 4.2%	0.3%	0.3%
Out-of-school suspensions or expulsions for violent and/or criminal offenses	0.0%	No Change	0.0%	0.0%
<b>Teachers (n=30)</b>				
Teachers with advanced degrees	63.3%	Down from 65.6%	60.9%	62.5%
Continuing contract teachers	100.0%	Up from 96.9%	90.9%	88.2%
Teachers returning from previous year	95.4%	Up from 94.3%	88.0%	87.8%
Teacher attendance rate	96.2%	Up from 94.8%	95.0%	95.2%
Average teacher salary*	\$48,846	Up 1.3%	\$46,605	\$46,773
Classes not taught by highly qualified teachers	0.0%	No Change	0.0%	0.0%
Professional development days/teacher	6.6 days	Up from 5.5 days	11.2 days	10.5 days
<b>School</b>				
Principal's years at school	7.0	Up from 6.0	4.0	4.0
Student-teacher ratio in core subjects	16.7 to 1	Up from 13.9 to 1	19.7 to 1	19.9 to 1
Prime instructional time	91.8%	Down from 93.7%	90.2%	90.4%
Opportunities in the arts	Good	No Change	Good	Good
SACS accreditation	Yes	No Change	Yes	Yes
Parents attending conferences	98.9%	Down from 99.1%	100.0%	100.0%
Character development program	Excellent	No Change	Excellent	Excellent
Dollars spent per pupil**	\$8,206	Down 5.2%	\$7,304	\$7,447
Percent of expenditures for instruction**	63.2%	Up from 62.1%	67.9%	68.4%
Percent of expenditures for teacher salaries**	60.8%	Up from 58.7%	65.1%	65.8%
% of AYP objectives met	89.7%	Down from 95.2%	91.3%	90.5%

\* Length of contract = 185+ days.

\*\* Prior year audited financial data available.

## EVALUATION RESULTS

	Teachers	Students*	Parents*
Number of surveys returned	31	128	60
Percent satisfied with learning environment	80.6%	83.5%	83.1%
Percent satisfied with social and physical environment	93.5%	85.9%	77.2%
Percent satisfied with school-home relations	87.1%	92.2%	84.7%

\*Only students at the highest elementary school grade level at this school and their parents were included.

Comprehensive detail, including definitions of ratings, performance criteria, and explanations of status, is available on [www.ed.sc.gov](http://www.ed.sc.gov) and [www.eoc.sc.gov](http://www.eoc.sc.gov) as well as school and school district websites.

Printed versions are available from school districts upon request.

## REPORT OF PRINCIPAL AND SCHOOL IMPROVEMENT COUNCIL

This year has been the most successful year at Batesburg-Leesville Elementary School in many years. For the second year in a row, the school posted an Absolute Rating of "Average" and a Growth Rating of "Average" on The State of South Carolina Annual School Report Card. Seventy-two percent of schools like ours posted this same rating. Additionally, Batesburg-Leesville Elementary School met 20 out of 21 "Adequate Yearly Progress" (AYP) objectives – more than have been met since the inception of AYP.

This year, Batesburg-Leesville Elementary School continued on its journey to improve student achievement through the implementation of Mathematics and Reading Data Walls. Using these Data Walls, teachers, interventionists, coaches, and administrators tracked student progress and differentiated instruction accordingly for optimal success. Teachers continued to perfect instruction in Balanced Literacy, Everyday Mathematics, science, social studies, and related arts classes. Students participated in the second annual "Mathathon" and the first annual "Readathon" to compete with each other in an effort to improve their skills. Several students received awards at the University of South Carolina Regional Science Fair. Several students were also selected to participate in the SC Honors Choir. As South Carolina's "Recycling School of the Year," students continued to learn more about preservation of the environment. As recipient of an "Arts Curricular Innovation Distinguished Arts Grant," the school continued its focus on arts integration and providing exemplary arts programs for students. Through the school's "21st Century Community Learning Centers" grant, quality afterschool programs were offered for Batesburg-Leesville Elementary School students. Finally, students were recognized and rewarded for their academic and co-curricular improvements through Parent Teacher Organization (PTO) sponsored reward celebrations, administrator sponsored award programs, and school recognition for students with superior report card grades and Jr. Beta Club status.

In regard to student behavior, it was a stellar year. School discipline referrals continued to decline. Additionally, the State Department of Education recognized Batesburg-Leesville Elementary School as a Positive Behavior Interventions and Supports (PBIS) Banner school for its fidelity and quality in implementing school wide PBIS.

Along those same lines, Batesburg-Leesville Elementary School continued its focus on Character Education. Each month, the school focused on a positive character trait of the month, and teachers selected students who most exhibited those traits to be recognized on the school's "Character Wall of Fame." The school was recognized by the State Department of Education as a "SC Emerging School of Character." The National Character Education Partnership also recognized Batesburg-Leesville Elementary School for its "Promising Practice" in Character Education. The school will be recognized for this accomplishment at the National Forum on Character Education in October 2011.

The school continued to work with parents, community members, students, faith based organizations, and other stakeholders to offer the best educational experience possible for its students. In closing, this year was a year to be remembered for the school's many accomplishments.

Dr. Darlene Stephens, Principal  
Mr. Jason Williams, SIC Chair

### Abbreviations Key

N/A Not Applicable N/AV Not Available N/C Not Collected N/R Not Reported I/S Insufficient Sample TBD To be determined

NI Newly Identified CSI Continuing School Improvement CA Corrective Action RP Plan to Restructure R Restructure DELAY School Improvement Status HOLD School Improvement Status