



# SC Annual School Report Card Summary

**CLAUDE A TAYLOR ELEMENTARY**  
**Lexington 2**  
**Grades: PK-5** Enrollment: 361  
**Principal: Dr. Tracy Johnson**  
**Superintendent: Venus J. holland, Ed.D.**  
**Board Chair: ElizaBeth Dickerson Branham**

## PERFORMANCE

Comprehensive detail, including definitions of ratings, performance criteria, and explanations of status, is available on [www.ed.sc.gov](http://www.ed.sc.gov) and [www.eoc.sc.gov](http://www.eoc.sc.gov) as well as school and school district websites. Printed versions are available from school districts upon request.

| YEAR | ABSOLUTE RATING | GROWTH RATING | PALMETTO GOLD AND SILVER AWARD |                 | AYP STATUS | NCLB IMPROVEMENT STATUS |
|------|-----------------|---------------|--------------------------------|-----------------|------------|-------------------------|
|      |                 |               | General Performance            | Closing the Gap |            |                         |
| 2011 | Average         | Average       | TBD                            | TBD             | Not Met    | N/A                     |
| 2010 | Average         | Good          | Silver                         | Silver          | Met        | N/A                     |
| 2009 | Average         | Average       | Silver                         | N/A             | Met        | N/A                     |

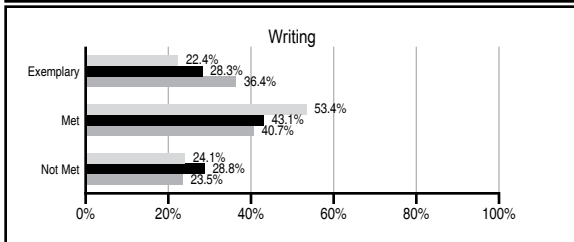
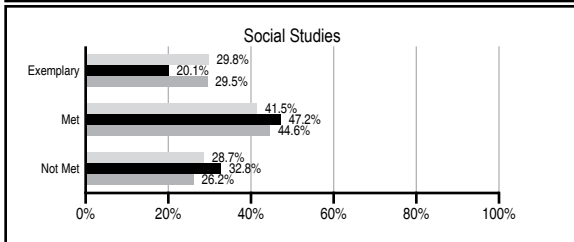
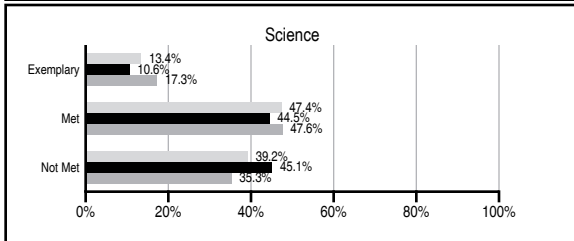
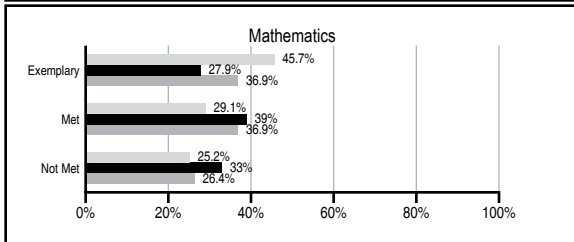
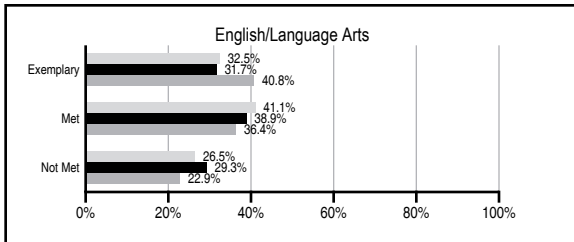
## ABSOLUTE RATINGS OF ELEMENTARY SCHOOLS WITH STUDENTS LIKE OURS\*

| EXCELLENT | GOOD | AVERAGE | BELOW AVERAGE | AT-RISK |
|-----------|------|---------|---------------|---------|
| 5         | 11   | 96      | 22            | 5       |

\* Ratings are calculated with data available by 11/09/2011. Schools with Students Like Ours are Elementary Schools with Poverty Indices of no more than 5% above or below the index for this school.

## PASS PERFORMANCE

Our School
  Elementary Schools with Students Like Ours
  Elementary schools statewide



## NAEP PERFORMANCE\*

\* Performance reported for SC and nation, data not available at school level. Percentages at NAEP Achievement Levels.



## SC PERFORMANCE VISION

*By 2020 all students will graduate with the knowledge and skills necessary to compete successfully in the global economy, participate in a democratic society and contribute positively as members of families and communities.*

### Abbreviations Key

N/A Not Applicable N/AV Not Available N/C Not Collected N/R Not Reported I/S Insufficient Sample TBD To be determined

NI Newly Identified CSI Continuing School Improvement CA Corrective Action RP Plan to Restructure R Restructure DELAY School Improvement Status HOLD School Improvement Status

# CLAUDE A TAYLOR ELEMENTARY [Lexington 2]

## SCHOOL PROFILE

|  | Our School | Change from Last Year | Elementary Schools with Students Like Ours | Median Elementary School |
|--|------------|-----------------------|--|--------------------------|
| <b>Students (n=361)</b>  |            |                       |  |                          |
| Retention rate   | 1.5%       | Up from 0.0%          | 1.5%                                       | 1.1%                     |
| Attendance rate  | 95.3%      | Down from 99.7%       | 95.9%                                      | 96.2%                    |
| Served by gifted and talented program  | 12.4%      | Down from 16.5%       | 8.6%                                       | 13.4%                    |
| With disabilities other than speech  | 4.5%       | Down from 9.3%        | 4.5%                                       | 4.1%                     |
| Older than usual for grade   | 0.8%       | Up from 0.3%          | 0.5%                                       | 0.3%                     |
| Out-of-school suspensions or expulsions for violent and/or criminal offenses | 0.0%       | No Change             | 0.0%                                       | 0.0%                     |
| <b>Teachers (n=27)</b>   |            |                       |  |                          |
| Teachers with advanced degrees   | 74.1%      | Down from 77.8%       | 61.1%                                      | 62.5%                    |
| Continuing contract teachers   | 88.9%      | No Change             | 85.7%                                      | 88.2%                    |
| Teachers returning from previous year  | 90.1%      | Up from 88.2%         | 86.3%                                      | 87.8%                    |
| Teacher attendance rate  | 95.9%      | Up from 95.1%         | 95.1%                                      | 95.2%                    |
| Average teacher salary*  | \$48,126   | Down 0.9%             | \$45,886                                   | \$46,773                 |
| Classes not taught by highly qualified teachers                              | 4.4%       | Down from 5.1%        | 0.0%                                       | 0.0%                     |
| Professional development days/teacher  | 10.2 days  | Down from 12.5 days   | 10.0 days                                  | 10.5 days                |
| <b>School</b>  |            |                       |  |                          |
| Principal's years at school  | 3.0        | Up from 2.0           | 4.0  | 4.0                      |
| Student-teacher ratio in core subjects                                       | 18.0 to 1  | Down from 18.4 to 1   | 18.3 to 1                                  | 19.9 to 1                |
| Prime instructional time   | 90.0%      | Down from 92.2%       | 90.0%                                      | 90.4%                    |
| Opportunities in the arts  | Good       | No Change             | Good                                       | Good                     |
| SACS accreditation   | Yes        | No Change             | Yes  | Yes                      |
| Parents attending conferences  | 100.0%     | No Change             | 100.0%                                     | 100.0%                   |
| Character development program  | Excellent  | No Change             | Excellent                                  | Excellent                |
| Dollars spent per pupil**  | \$7,922    | Down 2.1%             | \$7,789                                    | \$7,447                  |
| Percent of expenditures for instruction**                                    | 69.7%      | Down from 71.5%       | 68.0%                                      | 68.4%                    |
| Percent of expenditures for teacher salaries**                               | 67.8%      | Down from 69.1%       | 64.7%                                      | 65.8%                    |
| % of AYP objectives met  | 94.1%      | Down from 100.0%      | 85.7%                                      | 90.5%                    |

\* Length of contract = 185+ days.

\*\* Prior year audited financial data available.

## EVALUATION RESULTS

|  | Teachers | Students* | Parents* |
|--|----------|-----------|----------|
| Number of surveys returned                             | 20       | 62        | 29       |
| Percent satisfied with learning environment            | 95.0%    | 80.0%     | 92.9%    |
| Percent satisfied with social and physical environment | 95.0%    | 79.7%     | 85.7%    |
| Percent satisfied with school-home relations           | 90.0%    | 84.5%     | 85.7%    |

\*Only students at the highest elementary school grade level at this school and their parents were included.

## REPORT OF PRINCIPAL AND SCHOOL IMPROVEMENT COUNCIL

Claude A. Taylor Elementary School had an excellent year of student and achievement in 2010-2011. The continued mission of C.A. Taylor is to grow Palmetto's Finest, one student at a time and this school year was no exception. The 2010-2011 school year was filled with classroom experiences that helped to motivate and encourage learning for all of our students. Providing rigorous academic instruction and opportunities for real-world connections are at the fore-front of all that we do here at C.A. Taylor Elementary.

In addition to meeting AYP requirements based on PASS scores from the 2009-2010 school year, we were recognized again this year with the prestigious honor of being recognized as a Palmetto Silver School from the South Carolina State Department of Education.

Activities to encourage physical fitness, community service, and parental involvement were held throughout the year. Students were involved in a school-wide running club which participated in the Governor's Cup Race. Students also gave back to the community through raising funds for the Tsunami victims, collecting food for a local food bank, and raising funds for the American Heart Association by participating in Jump Rope for the Heart. Parents and students also had the unique opportunity of being able to participate in a mother/daughter book club that promoted communication and relationships in the family unit.

Our school continued our focus on effective academic initiatives that challenged and motivated our students. We continued our pursuit of building on the Habits of Mind (HOM) concepts of Costa and Kallick to promote gifted and talented behaviors in our students, and utilizing the strategies of Rick Marzano within the classroom to deliver effective instruction. We further maintained rigorous targeted small group instruction to meet students where they were by continuing W.A.V.E.S (Working to Accelerate Visions of Educational Success) and utilizing the S.M.A.R.T. Room (Start Making a Reader Today). Both of these instructional models focus on protected daily targeted instruction whose purpose is to move our students forward with intentional, appropriate, and rigorous instruction geared toward the needs of the students.

The hard work and dedication of our parents and volunteers, as well as our outstanding community support, enhanced the mission of Claude A. Taylor Elementary. Parents and community members presented at Career Day and at other special activities. They volunteered in classrooms and at PTO sponsored events. Parents provided feedback to us through state and school surveys, as well as through the School Improvement Council. Community members served both as mentors and tutors to many of our students.

As we look to the future, we will continue to hold excellence as our expectation. We are proud of the accomplishments of our school and students, and will continue to work collaboratively as a team of educators who share the same vision of embodying an environment where students are confidently thriving academically and socially. We look forward to another great year as we continue to meet the needs of all children, and grow Palmetto's Finest, one student at a time

Dr. Tracy L. Johnson, Principal  
Mrs. Angie Harsey, SIC Chairperson

Comprehensive detail, including definitions of ratings, performance criteria, and explanations of status, is available on [www.ed.sc.gov](http://www.ed.sc.gov) and [www.eoc.sc.gov](http://www.eoc.sc.gov) as well as school and school district websites.

Printed versions are available from school districts upon request.

### Abbreviations Key

N/A Not Applicable N/AV Not Available N/C Not Collected N/R Not Reported I/S Insufficient Sample TBD To be determined

NI Newly Identified CSI Continuing School Improvement CA Corrective Action RP Plan to Restructure R Restructure DELAY School Improvement Status HOLD School Improvement Status