



SC Annual School Report Card Summary

SPRINGDALE ELEMENTARY
Lexington 2
Grades: PK-5 Enrollment: 483
Principal: Mr. Shane Thackston
Superintendent: Venus J. holland, Ed.D.
Board Chair: ElizaBeth Dickerson Branham

PERFORMANCE

Comprehensive detail, including definitions of ratings, performance criteria, and explanations of status, is available on www.ed.sc.gov and www.eoc.sc.gov as well as school and school district websites. Printed versions are available from school districts upon request.

YEAR	ABSOLUTE RATING	GROWTH RATING	PALMETTO GOLD AND SILVER AWARD		AYP STATUS	NCLB IMPROVEMENT STATUS
			General Performance	Closing the Gap		
2011	Excellent	Excellent	TBD	TBD	Met	N/A
2010	Excellent	Excellent	Gold	Silver	Met	N/A
2009	Excellent	Average	Gold	Gold	Met	N/A

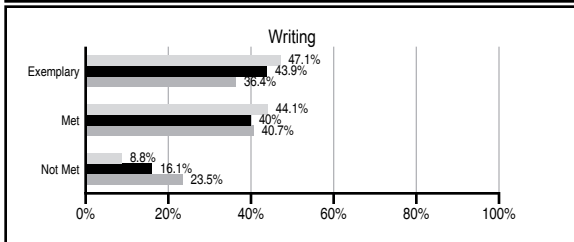
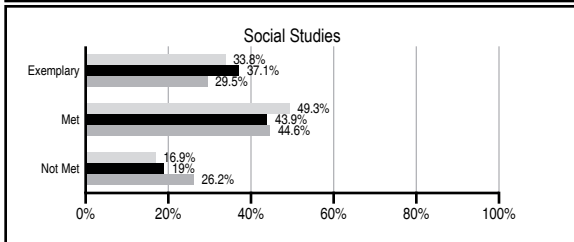
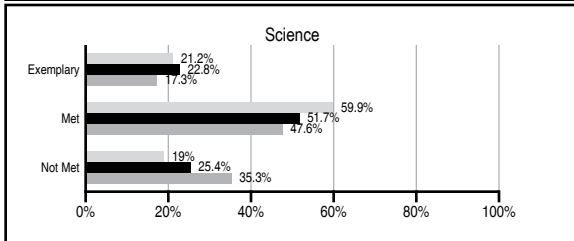
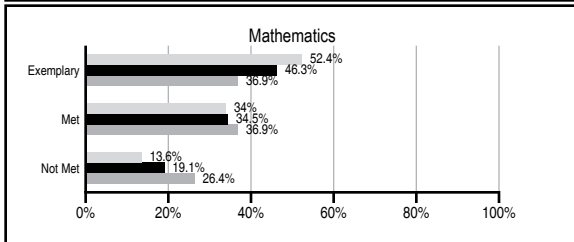
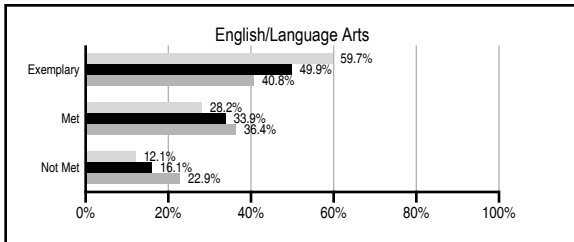
ABSOLUTE RATINGS OF ELEMENTARY SCHOOLS WITH STUDENTS LIKE OURS*

EXCELLENT	GOOD	AVERAGE	BELOW AVERAGE	AT-RISK
32	34	12	0	0

* Ratings are calculated with data available by 11/09/2011. Schools with Students Like Ours are Elementary Schools with Poverty Indices of no more than 5% above or below the index for this school.

PASS PERFORMANCE

Our School
 Elementary Schools with Students Like Ours
 Elementary schools statewide



NAEP PERFORMANCE*

* Performance reported for SC and nation, data not available at school level. Percentages at NAEP Achievement Levels.



SC PERFORMANCE VISION

By 2020 all students will graduate with the knowledge and skills necessary to compete successfully in the global economy, participate in a democratic society and contribute positively as members of families and communities.

Abbreviations Key

N/A Not Applicable N/AV Not Available N/C Not Collected N/R Not Reported I/S Insufficient Sample TBD To be determined

NI Newly Identified CSI Continuing School Improvement CA Corrective Action RP Plan to Restructure R Restructure DELAY School Improvement Status HOLD School Improvement Status

SPRINGDALE ELEMENTARY [Lexington 2]

SCHOOL PROFILE

	Our School	Change from Last Year	Elementary Schools with Students Like Ours	Median Elementary School
Students (n=483)				
Retention rate	0.4%	Up from 0.0%	0.9%	1.1%
Attendance rate	96.2%	Down from 99.9%	96.2%	96.2%
Served by gifted and talented program	31.7%	Up from 28.4%	20.2%	13.4%
With disabilities other than speech	3.9%	Down from 5.6%	3.6%	4.1%
Older than usual for grade	0.2%	Up from 0.0%	0.2%	0.3%
Out-of-school suspensions or expulsions for violent and/or criminal offenses	0.0%	No Change	0.0%	0.0%
Teachers (n=29)				
Teachers with advanced degrees	75.9%	Up from 75.0%	65.9%	62.5%
Continuing contract teachers	89.7%	Up from 89.3%	90.8%	88.2%
Teachers returning from previous year	91.6%	Down from 92.8%	90.4%	87.8%
Teacher attendance rate	96.0%	Up from 93.8%	95.0%	95.2%
Average teacher salary*	\$51,144	Down 0.2%	\$48,080	\$46,773
Classes not taught by highly qualified teachers	0.0%	Down from 6.7%	0.0%	0.0%
Professional development days/teacher	14.8 days	Up from 12.9 days	11.0 days	10.5 days
School				
Principal's years at school	3.0	Up from 2.0	5.0	4.0
Student-teacher ratio in core subjects	16.2 to 1	Up from 14.9 to 1	20.8 to 1	19.9 to 1
Prime instructional time	91.5%	Down from 92.1%	90.2%	90.4%
Opportunities in the arts	Good	No Change	Good	Good
SACS accreditation	Yes	No Change	Yes	Yes
Parents attending conferences	100.0%	No Change	100.0%	100.0%
Character development program	Excellent	No Change	Excellent	Excellent
Dollars spent per pupil**	\$6,719	Down 4.0%	\$7,186	\$7,447
Percent of expenditures for instruction**	67.9%	Down from 69.3%	68.8%	68.4%
Percent of expenditures for teacher salaries**	66.4%	Down from 68.1%	66.5%	65.8%
% of AYP objectives met	100.0%	No Change	94.7%	90.5%

* Length of contract = 185+ days.

** Prior year audited financial data available.

EVALUATION RESULTS

	Teachers	Students*	Parents*
Number of surveys returned	23	66	46
Percent satisfied with learning environment	100.0%	89.4%	93.0%
Percent satisfied with social and physical environment	100.0%	92.4%	100.0%
Percent satisfied with school-home relations	95.7%	86.4%	93.2%

*Only students at the highest elementary school grade level at this school and their parents were included.

REPORT OF PRINCIPAL AND SCHOOL IMPROVEMENT COUNCIL

Springdale Elementary School completed a very successful school year by providing a quality education to 451 students in child development to fifth grade. Our school motto, "Where Children and Learning Come First" has become a reality. We made this possible through providing a family friendly environment, implementation of data-driven instruction through our school RESULTS focus, and continuous improvement of instruction to increase the proficiency of all students through our various Professional Learning Communities. Our RESULTS plan, based on the work of Mike Schmoker, had 6 dimensions: Teamwork & School Climate, Data Analysis, SMART goals, Staff Development, Community Outreach, and Celebrating Success. Our faculty and staff were very successful with the implementation of all areas. The use of Measures of Academic Progress (MAP), Developmental Reading Assessment (DRA), and PASS data have been instrumental in addressing the specific needs of our students and charting the growth of our students. We continued to implement targeted instruction and our Read 120 SMART room. These two programs allow for differentiated instruction in the areas of reading and writing.

We are very proud to be considered a Palmetto Gold and Silver Showcase school. The Springdale community was very proud to accept this recognition. Also, our school received one Palmetto Gold award and 1 Palmetto Silver this school year. This is the 6th year that our school received the Palmetto Gold/Silver recognition.

Springdale Baptist Church continued their support of our school this year. Through their support, Springdale Baptist Church has supplied our school with school supplies for our students, as well as, an afternoon program at the Church.

Hardee's continued to support our school through family nights and generous monetary donations. Hardee's has given our school over \$4,300 in 3 years. Also, they help sponsor our Nine weeks celebrations with coupons for our school. We have approximately 10 other school partnerships that help us with our nine weeks Dolphins Splash, where we celebrate various accomplishments of our students.

Our celebrations would not be complete without special recognition for the support and dedication from our faculty, staff, students, parents, and community. Our PTO and SIC continued to be an integral part of our school by supporting the implementation of our Dolphin Splash Awards Ceremonies. Also, through collaboration between our PTO, SIC, and PE teacher we continued a health and fitness focus. We were able to teach and promote healthy lifestyles. Also, we celebrated our 11th year of Celebration of the Arts. This program allows us to study various cultures across the globe and explore various forms of art. Thank you for your support as we continue to strive toward excellence here at Springdale.

Shane Thackston, Principal
Kim Bradshaw, SIC Chair

Comprehensive detail, including definitions of ratings, performance criteria, and explanations of status, is available on www.ed.sc.gov and www.eoc.sc.gov as well as school and school district websites.

Printed versions are available from school districts upon request.

Abbreviations Key

N/A Not Applicable N/AV Not Available N/C Not Collected N/R Not Reported I/S Insufficient Sample TBD To be determined

NI Newly Identified CSI Continuing School Improvement CA Corrective Action RP Plan to Restructure R Restructure DELAY School Improvement Status HOLD School Improvement Status