



# SC Annual School Report Card Summary

**SALUDA RIVER ACADEMY OF ARTS**  
**Lexington 2**  
**Grades: K-5** Enrollment: 370  
**Principal: Tonya Fryer**  
**Superintendent: Venus J. holland, Ed.D.**  
**Board Chair: ElizaBeth Dickerson Branham**

## PERFORMANCE

Comprehensive detail, including definitions of ratings, performance criteria, and explanations of status, is available on [www.ed.sc.gov](http://www.ed.sc.gov) and [www.eoc.sc.gov](http://www.eoc.sc.gov) as well as school and school district websites. Printed versions are available from school districts upon request.

YEAR	ABSOLUTE RATING	GROWTH RATING	PALMETTO GOLD AND SILVER AWARD		AYP STATUS	NCLB IMPROVEMENT STATUS
			General Performance	Closing the Gap		
2011	Good	Average	TBD	TBD	Met	N/A
2010	Good	Average	N/A	N/A	Met	N/A
2009	Average	Average	N/A	N/A	Met	N/A

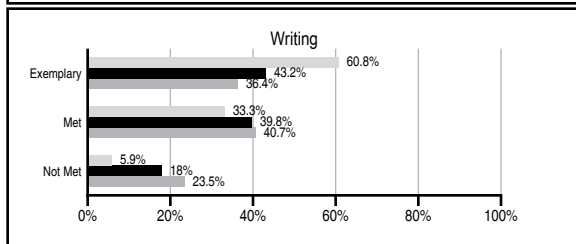
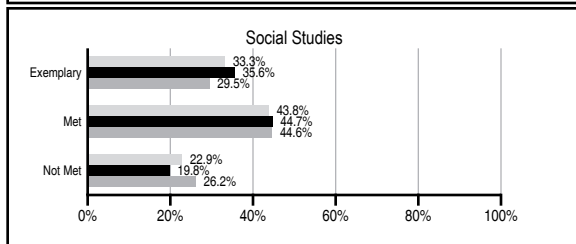
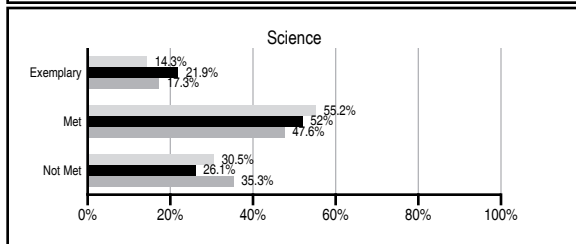
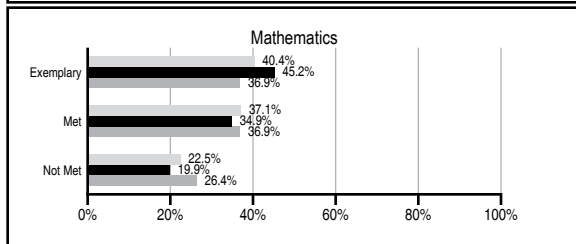
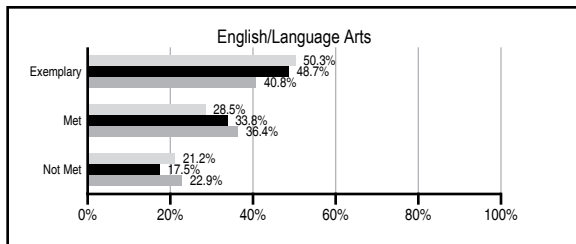
## ABSOLUTE RATINGS OF ELEMENTARY SCHOOLS WITH STUDENTS LIKE OURS\*

EXCELLENT	GOOD	AVERAGE	BELOW AVERAGE	AT-RISK
32	40	18	0	0

\* Ratings are calculated with data available by 11/09/2011. Schools with Students Like Ours are Elementary Schools with Poverty Indices of no more than 5% above or below the index for this school.

## PASS PERFORMANCE

Our School
  Elementary Schools with Students Like Ours
  Elementary schools statewide



## NAEP PERFORMANCE\*

\* Performance reported for SC and nation, data not available at school level. Percentages at NAEP Achievement Levels.



## SC PERFORMANCE VISION

*By 2020 all students will graduate with the knowledge and skills necessary to compete successfully in the global economy, participate in a democratic society and contribute positively as members of families and communities.*

### Abbreviations Key

N/A Not Applicable N/AV Not Available N/C Not Collected N/R Not Reported I/S Insufficient Sample TBD To be determined

NI Newly Identified CSI Continuing School Improvement CA Corrective Action RP Plan to Restructure R Restructure DELAY School Improvement Status HOLD School Improvement Status

# SALUDA RIVER ACADEMY OF ARTS [Lexington 2]

## SCHOOL PROFILE

	Our School	Change from Last Year	Elementary Schools with Students Like Ours	Median Elementary School
<b>Students (n=370)</b>				
Retention rate	0.0%	No Change	0.9%	1.1%
Attendance rate	96.0%	Down from 99.9%	96.2%	96.2%
Served by gifted and talented program	28.0%	Down from 29.2%	19.1%	13.4%
With disabilities other than speech	4.1%	Down from 5.1%	3.9%	4.1%
Older than usual for grade	0.3%	Up from 0.0%	0.2%	0.3%
Out-of-school suspensions or expulsions for violent and/or criminal offenses	0.0%	No Change	0.0%	0.0%
<b>Teachers (n=28)</b>				
Teachers with advanced degrees	67.9%	Up from 62.1%	65.0%	62.5%
Continuing contract teachers	85.7%	Down from 86.2%	91.2%	88.2%
Teachers returning from previous year	89.6%	Down from 89.7%	89.6%	87.8%
Teacher attendance rate	94.2%	Down from 95.3%	95.4%	95.2%
Average teacher salary*	\$46,012	Down 2.4%	\$48,063	\$46,773
Classes not taught by highly qualified teachers	0.0%	No Change	0.0%	0.0%
Professional development days/teacher	16.4 days	Up from 15.4 days	11.0 days	10.5 days
<b>School</b>				
Principal's years at school	5.0	Up from 4.0	5.0	4.0
Student-teacher ratio in core subjects	17.6 to 1	Down from 20.4 to 1	20.8 to 1	19.9 to 1
Prime instructional time	89.6%	Down from 92.7%	90.4%	90.4%
Opportunities in the arts	Excellent	No Change	Good	Good
SACS accreditation	Yes	No Change	Yes	Yes
Parents attending conferences	100.0%	Up from 98.4%	100.0%	100.0%
Character development program	Good	Down from Excellent	Excellent	Excellent
Dollars spent per pupil**	\$8,184	Down 0.0%	\$7,042	\$7,447
Percent of expenditures for instruction**	70.0%	Down from 70.2%	68.8%	68.4%
Percent of expenditures for teacher salaries**	68.1%	Up from 67.3%	66.3%	65.8%
% of AYP objectives met	100.0%	No Change	95.2%	90.5%

\* Length of contract = 185+ days.

\*\* Prior year audited financial data available.

## EVALUATION RESULTS

	Teachers	Students*	Parents*
Number of surveys returned	21	50	50
Percent satisfied with learning environment	90.5%	96.0%	91.7%
Percent satisfied with social and physical environment	100.0%	92.0%	95.9%
Percent satisfied with school-home relations	95.2%	90.0%	88.0%

\*Only students at the highest elementary school grade level at this school and their parents were included.

## REPORT OF PRINCIPAL AND SCHOOL IMPROVEMENT COUNCIL

Saluda River Academy for the Arts (SRAA), a Nationally Distinguished Title I School and Kennedy Center School of Distinction in Arts Education recipient, serves 375 students and has been an integral part of the West Columbia community since 1954. The Southern Association of Colleges and Schools (SACS) have accredited SRAA for the last thirty-nine years. To date, we have received over \$155,000 in grants from various sources.

This past year, we utilized a variety of strategies to enhance student achievement by means of differentiating instruction. We implemented a parallel block schedule in order to create more opportunities for small group instruction across the school. We expanded our Habits of Mind initiative—an instructional approach designed to promote thinking and academic excellence within children, regardless of diverse needs. Task rotations began in several classrooms, as a method of meeting our children's instructional needs. We continued the use of small group instruction, such as in our READ 120 classroom. HeadSprout and Compass Learning provided computerized ways to differentiate instruction for all students.

SRAA was fortunate to have a full-time Instructional Facilitator to assist our faculty with on-going, job-embedded professional development in instructional strategies, as well as analyzing and utilizing data to better equip the faculty to make data-driven decisions.

Our students were presented with unique opportunities to showcase the school within and outside our neighborhood. For example, our students performed at Clemson University with Grammy Award Winner, Natalie Macmaster. Our unique Arts program is integrated into the curriculum and is a catalyst for improving our students' achievement, confidence, and communication. Additionally, our programs expose students to the various facets of the Arts while teaching discipline, expression, cooperation, and character. Four artists-in-residents provided instruction for our students in the areas of mime, dance, rhythm composition, and cartooning. We offered after school arts classes and extra-curricular opportunities.

Our achievements and accolades are a reflection of the strong support from our SIC, PTO, business partners, and community. Saluda River Academy for the Arts proudly remains committed to our mission of "Advancing Every Student." As a team, we endeavor to touch the minds and hearts of all learners by living the mission.

Tonya Fryer, Principal  
Kyle Cullum, SIC Chair

Comprehensive detail, including definitions of ratings, performance criteria, and explanations of status, is available on [www.ed.sc.gov](http://www.ed.sc.gov) and [www.eoc.sc.gov](http://www.eoc.sc.gov) as well as school and school district websites.

Printed versions are available from school districts upon request.

### Abbreviations Key

N/A Not Applicable N/AV Not Available N/C Not Collected N/R Not Reported I/S Insufficient Sample TBD To be determined

NI Newly Identified CSI Continuing School Improvement CA Corrective Action RP Plan to Restructure R Restructure DELAY School Improvement Status HOLD School Improvement Status