



SC Annual School Report Card Summary

PINEVIEW ELEMENTARY
Lexington 2
Grades: PK-5 Enrollment: 587
Principal: Mrs. Cynthia Stiltner
Superintendent: Venus J. Holland, Ed.D.
Board Chair: ElizaBeth Dickerson Branham

PERFORMANCE

Comprehensive detail, including definitions of ratings, performance criteria, and explanations of status, is available on www.ed.sc.gov and www.eoc.sc.gov as well as school and school district websites. Printed versions are available from school districts upon request.

YEAR	ABSOLUTE RATING	GROWTH RATING	PALMETTO GOLD AND SILVER AWARD		AYP STATUS	NCLB IMPROVEMENT STATUS
			General Performance	Closing the Gap		
2011	Good	Average	TBD	TBD	Not Met	N/A
2010	Good	Good	Silver	N/A	Met	N/A
2009	Good	Average	N/A	N/A	Met	N/A

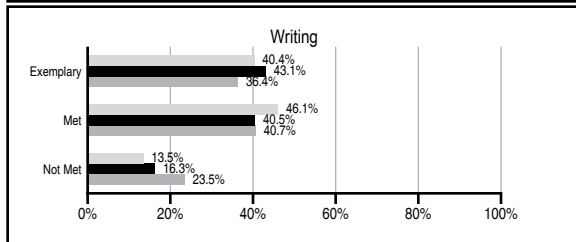
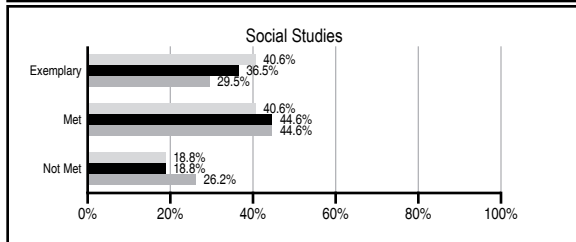
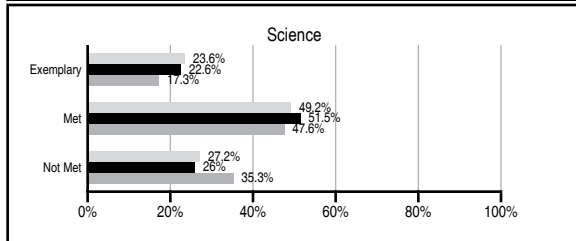
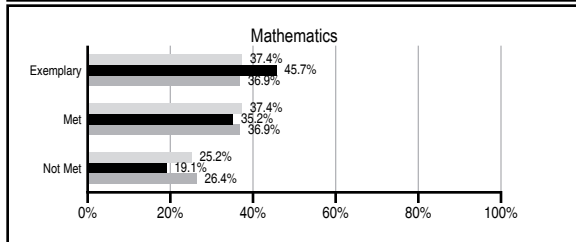
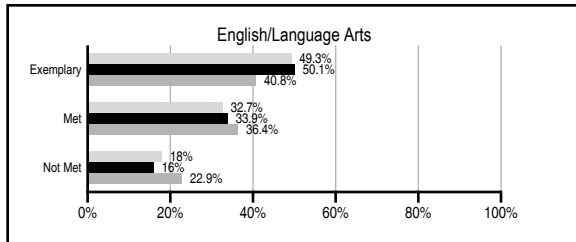
ABSOLUTE RATINGS OF ELEMENTARY SCHOOLS WITH STUDENTS LIKE OURS*

EXCELLENT	GOOD	AVERAGE	BELOW AVERAGE	AT-RISK
29	33	8	0	0

* Ratings are calculated with data available by 11/09/2011. Schools with Students Like Ours are Elementary Schools with Poverty Indices of no more than 5% above or below the index for this school.

PASS PERFORMANCE

Our School
 Elementary Schools with Students Like Ours
 Elementary schools statewide



NAEP PERFORMANCE*

* Performance reported for SC and nation, data not available at school level. Percentages at NAEP Achievement Levels.



SC PERFORMANCE VISION

By 2020 all students will graduate with the knowledge and skills necessary to compete successfully in the global economy, participate in a democratic society and contribute positively as members of families and communities.

Abbreviations Key

N/A Not Applicable N/AV Not Available N/C Not Collected N/R Not Reported I/S Insufficient Sample TBD To be determined

NI Newly Identified CSI Continuing School Improvement CA Corrective Action RP Plan to Restructure R Restructure DELAY School Improvement Status HOLD School Improvement Status

PINEVIEW ELEMENTARY [Lexington 2]

SCHOOL PROFILE

	Our School	Change from Last Year	Elementary Schools with Students Like Ours	Median Elementary School
Students (n=587)				
Retention rate	0.5%	Up from 0.4%	0.9%	1.1%
Attendance rate	96.2%	Down from 99.9%	96.3%	96.2%
Served by gifted and talented program	28.1%	Down from 29.0%	20.1%	13.4%
With disabilities other than speech	3.2%	Down from 6.5%	3.3%	4.1%
Older than usual for grade	0.0%	No Change	0.2%	0.3%
Out-of-school suspensions or expulsions for violent and/or criminal offenses	0.0%	No Change	0.0%	0.0%
Teachers (n=34)				
Teachers with advanced degrees	64.7%	Up from 58.8%	65.9%	62.5%
Continuing contract teachers	97.1%	Up from 85.3%	90.2%	88.2%
Teachers returning from previous year	90.4%	Up from 84.3%	90.3%	87.8%
Teacher attendance rate	94.5%	Down from 94.6%	94.9%	95.2%
Average teacher salary*	\$50,063	Down 2.1%	\$48,447	\$46,773
Classes not taught by highly qualified teachers	0.0%	No Change	0.0%	0.0%
Professional development days/teacher	6.2 days	Down from 16.4 days	10.8 days	10.5 days
School				
Principal's years at school	3.0	Up from 2.0	5.0	4.0
Student-teacher ratio in core subjects	23.5 to 1	Up from 21.6 to 1	20.8 to 1	19.9 to 1
Prime instructional time	89.9%	Down from 93.5%	90.3%	90.4%
Opportunities in the arts	Good	No Change	Good	Good
SACS accreditation	Yes	No Change	Yes	Yes
Parents attending conferences	99.2%	Up from 98.8%	100.0%	100.0%
Character development program	Excellent	No Change	Excellent	Excellent
Dollars spent per pupil**	\$6,347	Down 0.7%	\$6,881	\$7,447
Percent of expenditures for instruction**	70.3%	Down from 72.8%	69.5%	68.4%
Percent of expenditures for teacher salaries**	69.2%	Down from 71.4%	67.0%	65.8%
% of AYP objectives met	85.7%	Down from 100.0%	94.1%	90.5%

* Length of contract = 185+ days.

** Prior year audited financial data available.

EVALUATION RESULTS

	Teachers	Students*	Parents*
Number of surveys returned	28	86	77
Percent satisfied with learning environment	82.1%	83.7%	86.7%
Percent satisfied with social and physical environment	85.7%	81.2%	86.7%
Percent satisfied with school-home relations	92.9%	81.4%	86.7%

*Only students at the highest elementary school grade level at this school and their parents were included.

REPORT OF PRINCIPAL AND SCHOOL IMPROVEMENT COUNCIL

The 2010-2011 school year for Pineview Elementary School started off with the highest student enrollment to date. The school made positive progress throughout the year with major accomplishments to the credit of the administration, faculty, staff and the ever present envoy of parent and community volunteers.

Pineview Elementary School implemented several new programs that included: First in Math, a district wide educational math software program whereby top students were recognized throughout the year and Kid-Fit, an after school health and fitness program.

Pineview continues to strive for excellence in the programs that have shown positive results. Those programs begin with the second computer lab which received six additional computers to make a complete class set. Panther ROAR, an awards program, recognizes students in first through fifth grades for exceptional grades and attendance reaffirming the importance of good school habits. The Summer Reading Caravan had an all time high participation of area students who love to read.

This was a banner year for Pineview Elementary for fundraising and receiving monetary grants. In addition to our fall PTA fundraiser, the school raised over \$3000.00 to support our yearly tutoring program and Pineview's Fitness Challenge collected over \$ 9000.00 that was earmarked to expand both playgrounds. Funds were raised for The American Heart Association, The Make-A-Wish Foundation and various military programs.

Our current Palmetto Assessment of State Standards (PASS) results indicate that Pineview's overall school-wide social studies trends have increased over the past three years. Our fifth grade PASS writing scores have increased along with our third and fourth grade females showing improvement in science.

Our school has been recognized by the State Department of Education as a Palmetto Silver Award Recipient for outstanding student academic performance. We also received the Lexington County Schools Fire Drill Safety Award in recognition of valuable emergency preparation. Adequate Yearly Progress was obtained by meeting all required objectives.

Pineview had a great year and keeping with the school motto "Hand in Hand on Our Journey to Success."

Cynthia Stiltner, Principal
Sue Walton, SIC Chair

Comprehensive detail, including definitions of ratings, performance criteria, and explanations of status, is available on www.ed.sc.gov and www.eoc.sc.gov as well as school and school district websites.

Printed versions are available from school districts upon request.

Abbreviations Key

N/A Not Applicable N/AV Not Available N/C Not Collected N/R Not Reported I/S Insufficient Sample TBD To be determined

NI Newly Identified CSI Continuing School Improvement CA Corrective Action RP Plan to Restructure R Restructure DELAY School Improvement Status HOLD School Improvement Status