



# SC Annual School Report Card Summary

**GEORGE I PAIR ELEMENTARY**  
**Lexington 2**  
**Grades: PK-5** Enrollment: 325  
**Principal: n/a**  
**Superintendent: Venus J. holland, Ed.D.**  
**Board Chair: ElizaBeth Dickerson Branham**

## PERFORMANCE

Comprehensive detail, including definitions of ratings, performance criteria, and explanations of status, is available on [www.ed.sc.gov](http://www.ed.sc.gov) and [www.eoc.sc.gov](http://www.eoc.sc.gov) as well as school and school district websites. Printed versions are available from school districts upon request.

YEAR	ABSOLUTE RATING	GROWTH RATING	PALMETTO GOLD AND SILVER AWARD		AYP STATUS	NCLB IMPROVEMENT STATUS
			General Performance	Closing the Gap		
2011	Average	Average	TBD	TBD	Not Met	N/A
2010	Average	Below Average	N/A	N/A	Met	N/A
2009	Average	Average	N/A	N/A	Met	CSI-DELAY

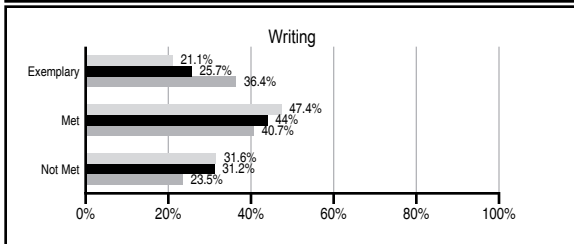
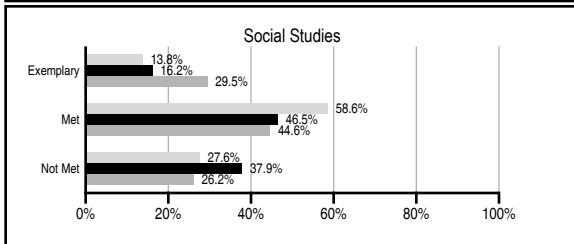
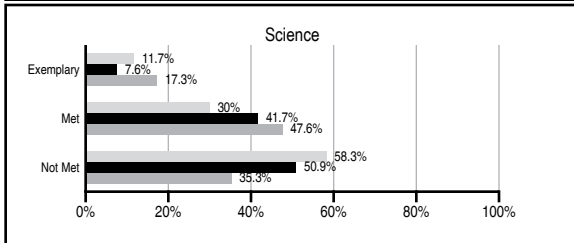
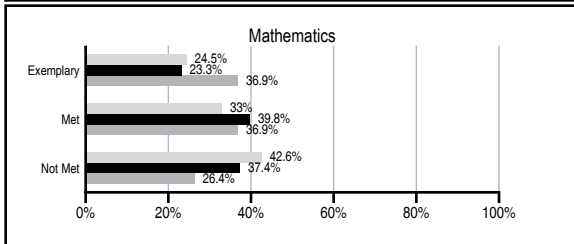
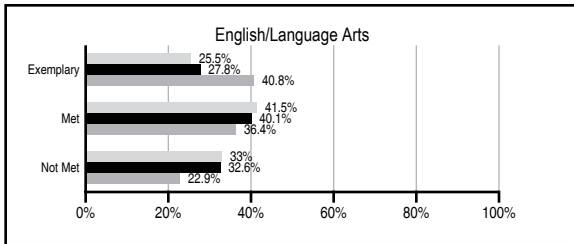
## ABSOLUTE RATINGS OF ELEMENTARY SCHOOLS WITH STUDENTS LIKE OURS\*

EXCELLENT	GOOD	AVERAGE	BELOW AVERAGE	AT-RISK
3	9	109	50	20

\* Ratings are calculated with data available by 11/09/2011. Schools with Students Like Ours are Elementary Schools with Poverty Indices of no more than 5% above or below the index for this school.

## PASS PERFORMANCE

Our School
  Elementary Schools with Students Like Ours
  Elementary schools statewide



## NAEP PERFORMANCE\*

\* Performance reported for SC and nation, data not available at school level. Percentages at NAEP Achievement Levels.



## SC PERFORMANCE VISION

*By 2020 all students will graduate with the knowledge and skills necessary to compete successfully in the global economy, participate in a democratic society and contribute positively as members of families and communities.*

### Abbreviations Key

N/A Not Applicable N/AV Not Available N/C Not Collected N/R Not Reported I/S Insufficient Sample TBD To be determined

NI Newly Identified CSI Continuing School Improvement CA Corrective Action RP Plan to Restructure R Restructure DELAY School Improvement Status HOLD School Improvement Status

# GEORGE I PAIR ELEMENTARY [Lexington 2]

## SCHOOL PROFILE

	Our School	Change from Last Year	Elementary Schools with Students Like Ours	Median Elementary School
<b>Students (n=325)</b>				
Retention rate	1.1%	Down from 1.3%	1.5%	1.1%
Attendance rate	95.4%	Down from 99.9%	95.9%	96.2%
Served by gifted and talented program	6.6%	Down from 9.6%	6.0%	13.4%
With disabilities other than speech	3.9%	Down from 7.1%	4.3%	4.1%
Older than usual for grade	0.3%	Up from 0.0%	0.5%	0.3%
Out-of-school suspensions or expulsions for violent and/or criminal offenses	0.0%	Down from 0.8%	0.0%	0.0%
<b>Teachers (n=25)</b>				
Teachers with advanced degrees	64.0%	Up from 55.6%	61.9%	62.5%
Continuing contract teachers	88.0%	Up from 81.5%	83.3%	88.2%
Teachers returning from previous year	80.3%	Up from 75.3%	85.3%	87.8%
Teacher attendance rate	95.2%	Up from 93.4%	95.1%	95.2%
Average teacher salary*	\$46,067	Down 2.1%	\$45,346	\$46,773
Classes not taught by highly qualified teachers	4.0%	Up from 0.0%	0.0%	0.0%
Professional development days/teacher	14.4 days	Down from 23.9 days	10.5 days	10.5 days
<b>School</b>				
Principal's years at school	1.0	No Change	3.8	4.0
Student-teacher ratio in core subjects	19.0 to 1	Down from 21.1 to 1	17.8 to 1	19.9 to 1
Prime instructional time	89.7%	Down from 91.6%	90.0%	90.4%
Opportunities in the arts	Good	No Change	Good	Good
SACS accreditation	Yes	No Change	Yes	Yes
Parents attending conferences	100.0%	No Change	100.0%	100.0%
Character development program	Excellent	No Change	Excellent	Excellent
Dollars spent per pupil**	\$8,962	Up 8.6%	\$8,241	\$7,447
Percent of expenditures for instruction**	70.8%	Down from 71.3%	68.0%	68.4%
Percent of expenditures for teacher salaries**	63.8%	Down from 68.5%	64.2%	65.8%
% of AYP objectives met	76.9%	Down from 100.0%	76.9%	90.5%

\* Length of contract = 185+ days.

\*\* Prior year audited financial data available.

## EVALUATION RESULTS

	Teachers	Students*	Parents*
Number of surveys returned	16	38	15
Percent satisfied with learning environment	100.0%	92.1%	80.0%
Percent satisfied with social and physical environment	100.0%	83.8%	73.3%
Percent satisfied with school-home relations	75.0%	92.1%	80.0%

\*Only students at the highest elementary school grade level at this school and their parents were included.

## REPORT OF PRINCIPAL AND SCHOOL IMPROVEMENT COUNCIL

George I. Pair Elementary School has been a school community committed to promoting excellence while ensuring academic, personal, physical, and social development for children. We have been focused on improving reading, mathematics, writing, science, social studies, and quality experiences in the arts. There have been high expectations for academic achievement and character education standards with an emphasis on celebrating diversity through community-building, enrichment, inclusion, and mainstreaming.

We began this year by celebrating two consecutive years of meeting AYP and exiting school corrective action. This accomplishment was a result of the collaborative efforts by our staff members as a Professional Learning Community. We enjoyed another schoolwide celebration when our fourth grade students became the District Math Bowl Champions.

We have implemented many programs this year to enhance academic instruction, such as the SMART Room for small group Reading instruction, Mad Science partnership, Lunch Buddies, educational partnerships with the University of South Carolina, Midlands Tech, and BC High School, "Reading with the Lady Gamecocks", book fairs, afterschool tutoring, and Response to Intervention. Our efforts to enhance the social development of our students include a partnership with Fellowship of Christian Athletes, student recognition for academic achievements, Student Council service learning projects, breakfast in the classrooms for all students, Red Ribbon Week activities, Jump Rope for Heart, Monthly Pair Patriots, Pinwheels for Peace, and the schoolwide infusion of Habits of Mind.

Our parents have had many opportunities to be involved in their child's educational process through activities such as ESOL Orientations, Class Assignment Days, Grandparents in the Classroom, Family Literacy Night, Poetry Slam, Fall Festival, Chorus Christmas Program, Family Skate Nights, Math/Science Night, Fabulous Fine Arts Night, Volunteer Appreciation Breakfast, Chick-fil-A Nights, Moe's Family Nights, Field Day, Muffins for Moms, and Doughnuts for Dads.

We are proud of the technology available at Pair, including SMARTboards in every classroom, SMART Tables, iPads, iTouches, and numerous software programs that enhance instruction.

We appreciate the support of our parents and community. As George I. Pair Elementary closes its doors as an elementary school this year, our students, families, teachers, and staff look forward to what lies ahead as our children continue their journey towards excellence in Lexington School District Two.

Vicki J. Trauffer, Ph.D., Principal  
Latisha Lowery-Sims, SIC Chairperson

Comprehensive detail, including definitions of ratings, performance criteria, and explanations of status, is available on [www.ed.sc.gov](http://www.ed.sc.gov) and [www.eoc.sc.gov](http://www.eoc.sc.gov) as well as school and school district websites.

Printed versions are available from school districts upon request.

### Abbreviations Key

N/A Not Applicable N/AV Not Available N/C Not Collected N/R Not Reported I/S Insufficient Sample TBD To be determined  
NI Newly Identified CSI Continuing School Improvement CA Corrective Action RP Plan to Restructure R Restructure DELAY School Improvement Status HOLD School Improvement Status