



SC Annual School Report Card Summary

B-C GRAMMAR NUMBER 1 ELEMENTARY
Lexington 2
Grades: K-5 Enrollment: 382
Principal: Walter Clark
Superintendent: Venus J. holland, Ed.D.
Board Chair: ElizaBeth Dickerson Branham

PERFORMANCE

Comprehensive detail, including definitions of ratings, performance criteria, and explanations of status, is available on www.ed.sc.gov and www.eoc.sc.gov as well as school and school district websites. Printed versions are available from school districts upon request.

YEAR	ABSOLUTE RATING	GROWTH RATING	PALMETTO GOLD AND SILVER AWARD		AYP STATUS	NCLB IMPROVEMENT STATUS
			General Performance	Closing the Gap		
2011	Good	Average	TBD	TBD	Not Met	N/A
2010	Good	Average	N/A	N/A	Met	N/A
2009	Good	Average	N/A	N/A	Met	N/A

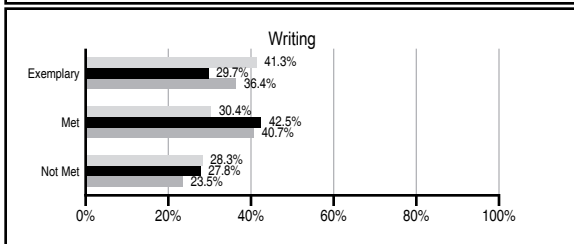
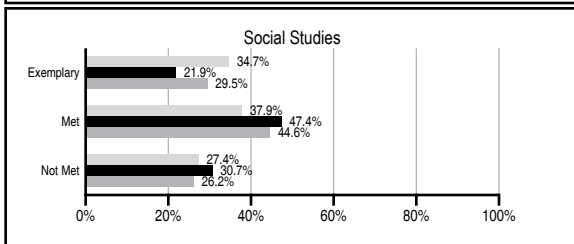
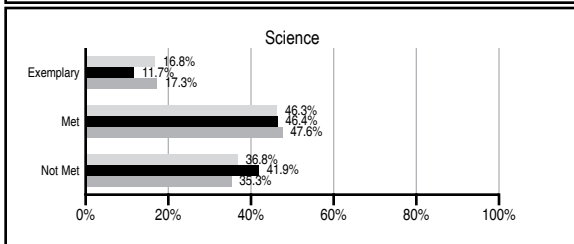
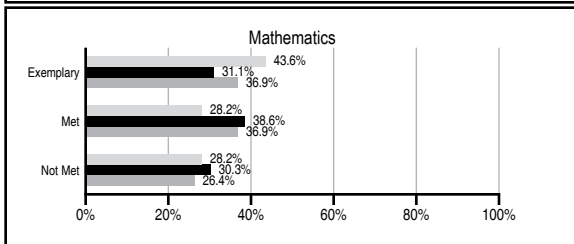
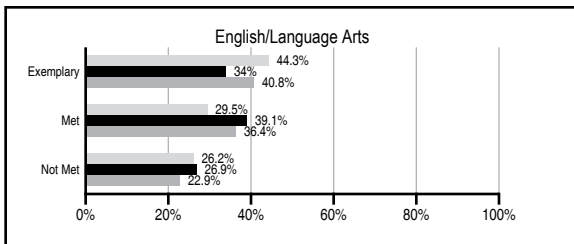
ABSOLUTE RATINGS OF ELEMENTARY SCHOOLS WITH STUDENTS LIKE OURS*

EXCELLENT	GOOD	AVERAGE	BELOW AVERAGE	AT-RISK
6	15	97	14	0

* Ratings are calculated with data available by 11/09/2011. Schools with Students Like Ours are Elementary Schools with Poverty Indices of no more than 5% above or below the index for this school.

PASS PERFORMANCE

Our School
 Elementary Schools with Students Like Ours
 Elementary schools statewide



NAEP PERFORMANCE*

* Performance reported for SC and nation, data not available at school level. Percentages at NAEP Achievement Levels.



SC PERFORMANCE VISION

By 2020 all students will graduate with the knowledge and skills necessary to compete successfully in the global economy, participate in a democratic society and contribute positively as members of families and communities.

Abbreviations Key

N/A Not Applicable N/AV Not Available N/C Not Collected N/R Not Reported I/S Insufficient Sample TBD To be determined

NI Newly Identified CSI Continuing School Improvement CA Corrective Action RP Plan to Restructure R Restructure DELAY School Improvement Status HOLD School Improvement Status

B-C GRAMMAR NUMBER 1 ELEMENTARY [Lexington 2]

SCHOOL PROFILE

	Our School	Change from Last Year	Elementary Schools with Students Like Ours	Median Elementary School
Students (n=382)				
Retention rate	0.0%	Down from 0.8%	1.5%	1.1%
Attendance rate	98.5%	Down from 99.7%	95.9%	96.2%
Served by gifted and talented program	29.4%	Down from 34.1%	9.6%	13.4%
With disabilities other than speech	5.2%	Down from 8.8%	4.7%	4.1%
Older than usual for grade	0.0%	No Change	0.4%	0.3%
Out-of-school suspensions or expulsions for violent and/or criminal offenses	0.0%	No Change	0.0%	0.0%
Teachers (n=27)				
Teachers with advanced degrees	77.8%	Down from 84.6%	60.0%	62.5%
Continuing contract teachers	88.9%	Down from 92.3%	88.4%	88.2%
Teachers returning from previous year	87.0%	Down from 88.5%	87.3%	87.8%
Teacher attendance rate	93.2%	Down from 94.2%	95.0%	95.2%
Average teacher salary*	\$50,563	Down 4.4%	\$46,165	\$46,773
Classes not taught by highly qualified teachers	0.0%	No Change	0.0%	0.0%
Professional development days/teacher	21.1 days	Down from 21.5 days	11.1 days	10.5 days
School				
Principal's years at school	5.0	Up from 4.0	4.0	4.0
Student-teacher ratio in core subjects	21.7 to 1	Up from 19.1 to 1	19.6 to 1	19.9 to 1
Prime instructional time	90.8%	Down from 92.2%	89.7%	90.4%
Opportunities in the arts	Good	No Change	Good	Good
SACS accreditation	Yes	No Change	Yes	Yes
Parents attending conferences	100.0%	No Change	100.0%	100.0%
Character development program	Excellent	No Change	Excellent	Excellent
Dollars spent per pupil**	\$9,034	Down 3.8%	\$7,491	\$7,447
Percent of expenditures for instruction**	70.0%	Up from 69.7%	67.7%	68.4%
Percent of expenditures for teacher salaries**	67.8%	Up from 67.7%	64.7%	65.8%
% of AYP objectives met	76.5%	Down from 100.0%	88.1%	90.5%

* Length of contract = 185+ days.

** Prior year audited financial data available.

EVALUATION RESULTS

	Teachers	Students*	Parents*
Number of surveys returned	20	43	33
Percent satisfied with learning environment	75.0%	95.3%	90.6%
Percent satisfied with social and physical environment	95.0%	95.3%	97.0%
Percent satisfied with school-home relations	65.0%	100.0%	97.0%

*Only students at the highest elementary school grade level at this school and their parents were included.

REPORT OF PRINCIPAL AND SCHOOL IMPROVEMENT COUNCIL

At B-C Grammar School No.1 we recognize students as individuals with unique intellectual, social, and physical abilities. We cultivate these abilities through rich and varied educational experiences. Our approach to teaching has become results-based and we have emphasized improving instruction through collaborative efforts during professional development, shared decision making, RESULTS team meetings, and common grade level planning time. Our school motto is "Learning Today, Knowing Tomorrow." We believe that what students learn today will prepare them for success tomorrow.

We are very excited about our Response to Intervention Initiative that targets students in Kindergarten, first and second grade. We have seen good results and look forward to greater results next year. Other intervention programs such as Read 120, ACTS (A Chance To Succeed) and Morning Focus Groups will continue to play an integral role in the educational program at B-C Grammar School No.1. The overall success we experienced this year would not have been possible without the continued support of our faculty and staff, parents, SIC, PTA, and school community.

B-C No. 1 is a magnet school for the OASIS Academy, a full-day academically accelerated program for selected students who qualify for state gifted and talented services. We have one class at each grade, 3 - 5. Within the OASIS program, we offer an exciting array of enrichment activities for students. It strives to identify and develop each child's gifts and talents by creating opportunities for accelerated growth. This program challenges the most gifted students using existing resources.

We have a part-time assistant principal, a full-time guidance counselor, a full-time nurse, and a school-based mental health counselor. We have eight teachers who are National Board certified. Our Teacher of the Year is Alicia Lyles. Our Staff Person of the Year is Sharon Holmes. BC #1 looks forward to another exciting school year where emphasis will be placed on "Keys to Success."

Walter Clark, Principal
Lori Ritter, SIC-Chair Person

Comprehensive detail, including definitions of ratings, performance criteria, and explanations of status, is available on www.ed.sc.gov and www.eoc.sc.gov as well as school and school district websites.

Printed versions are available from school districts upon request.

Abbreviations Key

N/A Not Applicable N/AV Not Available N/C Not Collected N/R Not Reported I/S Insufficient Sample TBD To be determined
NI Newly Identified CSI Continuing School Improvement CA Corrective Action RP Plan to Restructure R Restructure DELAY School Improvement Status HOLD School Improvement Status