



SC Annual School Report Card Summary

ROCKY CREEK ELEMENTARY
 Lexington 1
 Grades: K-5 Enrollment: 558
 Principal: Lynn C. Boyleston
 Superintendent: Dr. Karen C. Woodward
 Board Chair: Cynthia S. Smith

PERFORMANCE

Comprehensive detail, including definitions of ratings, performance criteria, and explanations of status, is available on www.ed.sc.gov and www.eoc.sc.gov as well as school and school district websites. Printed versions are available from school districts upon request.

YEAR	ABSOLUTE RATING	GROWTH RATING	PALMETTO GOLD AND SILVER AWARD		AYP STATUS	NCLB IMPROVEMENT STATUS
			General Performance	Closing the Gap		
2011	Excellent	Good	TBD	TBD	Met	N/A
2010	N/A	N/A	N/A	N/A	N/A	N/A
2009	N/A	N/A	N/A	N/A	N/A	N/A

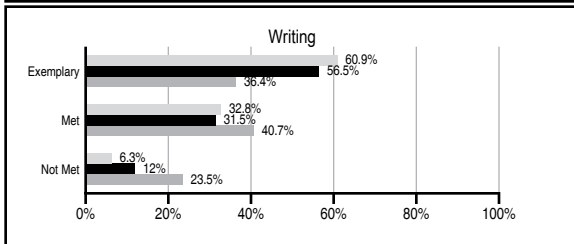
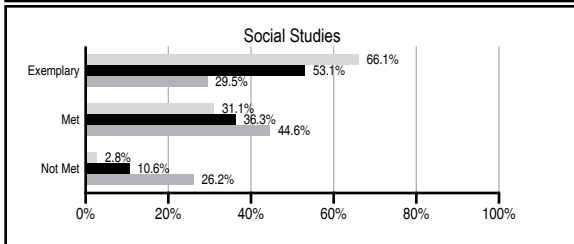
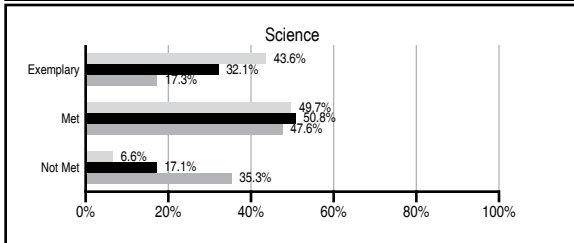
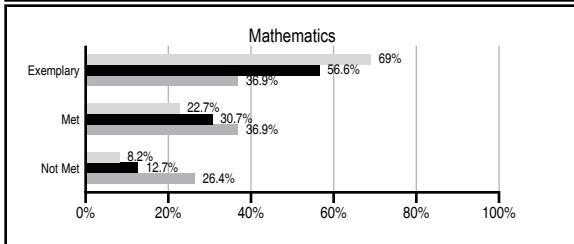
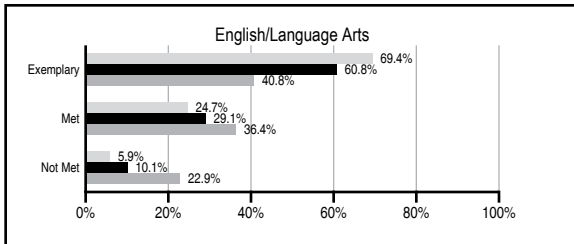
ABSOLUTE RATINGS OF ELEMENTARY SCHOOLS WITH STUDENTS LIKE OURS*

EXCELLENT	GOOD	AVERAGE	BELOW AVERAGE	AT-RISK
25	2	0	0	0

* Ratings are calculated with data available by 11/09/2011. Schools with Students Like Ours are Elementary Schools with Poverty Indices of no more than 5% above or below the index for this school.




PASS PERFORMANCE

Our School
 Elementary Schools with Students Like Ours
 Elementary schools statewide



NAEP PERFORMANCE*

* Performance reported for SC and nation, data not available at school level. Percentages at NAEP Achievement Levels.



SC PERFORMANCE VISION

By 2020 all students will graduate with the knowledge and skills necessary to compete successfully in the global economy, participate in a democratic society and contribute positively as members of families and communities.

Abbreviations Key

N/A Not Applicable N/AV Not Available N/C Not Collected N/R Not Reported I/S Insufficient Sample TBD To be determined

NI Newly Identified CSI Continuing School Improvement CA Corrective Action RP Plan to Restructure R Restructure DELAY School Improvement Status HOLD School Improvement Status

ROCKY CREEK ELEMENTARY [Lexington 1]

SCHOOL PROFILE

	Our School	Change from Last Year	Elementary Schools with Students Like Ours	Median Elementary School
Students (n=558)				
Retention rate	0.0%	N/A	0.6%	1.1%
Attendance rate	96.6%	N/A	96.7%	96.2%
Served by gifted and talented program	32.0%	N/A	31.1%	13.4%
With disabilities other than speech	2.3%	N/A	3.2%	4.1%
Older than usual for grade	0.2%	N/A	0.1%	0.3%
Out-of-school suspensions or expulsions for violent and/or criminal offenses	0.0%	N/R	0.0%	0.0%
Teachers (n=37)				
Teachers with advanced degrees	83.8%	N/A	65.0%	62.5%
Continuing contract teachers	94.6%	N/A	92.1%	88.2%
Teachers returning from previous year	N/A	N/A	90.7%	87.8%
Teacher attendance rate	95.2%	N/R	94.6%	95.2%
Average teacher salary*	\$49,624	I/S	\$48,474	\$46,773
Classes not taught by highly qualified teachers	0.0%	N/A	0.0%	0.0%
Professional development days/teacher	6.9 days	N/R	10.8 days	10.5 days
School				
Principal's years at school	1.0	N/R	5.0	4.0
Student-teacher ratio in core subjects	21.4 to 1	N/R	21.3 to 1	19.9 to 1
Prime instructional time	91.0%	N/R	91.0%	90.4%
Opportunities in the arts	Good	N/R	Good	Good
SACS accreditation	Yes	N/R	Yes	Yes
Parents attending conferences	95.2%	N/R	100.0%	100.0%
Character development program	Good	N/R	Excellent	Excellent
Dollars spent per pupil**	N/A	N/A	\$6,486	\$7,447
Percent of expenditures for instruction**	N/A	N/A	69.4%	68.4%
Percent of expenditures for teacher salaries**	N/A	N/A	68.1%	65.8%
% of AYP objectives met	100.0%		100.0%	90.5%

* Length of contract = 185+ days.

** Prior year audited financial data available.

EVALUATION RESULTS

	Teachers	Students*	Parents*
Number of surveys returned	27	63	27
Percent satisfied with learning environment	100.0%	92.1%	92.6%
Percent satisfied with social and physical environment	100.0%	90.2%	96.3%
Percent satisfied with school-home relations	100.0%	91.7%	92.6%

*Only students at the highest elementary school grade level at this school and their parents were included.

REPORT OF PRINCIPAL AND SCHOOL IMPROVEMENT COUNCIL

After months of planning and organization meetings, Rocky Creek Elementary School's first day for students was August 18, 2010. Although the school's facility was still under construction, we experienced the excitement of creating a new school community. RCE classes were housed at Lake Murray Elementary School and our two schools worked closely together until our new building opened in January 2011.

Although unexpected snow and cold weather caused us to adjust our transition plans, the new building opened on schedule on Tuesday, January 18, 2011. More than 500 people later attended the dedication ceremony held on March 27, 2011.

A goal of ours this year has been to provide a challenging, safe and happy environment where children can achieve their highest potential. In addition to teaching the South Carolina academic standards, we teach basic leadership principles. Our teachers foster opportunities for students to learn life skills that they will need as productive adults.

Our greatest challenges this year were establishing a new school community and transitioning to the new school facility while addressing all of our 575 students' needs. Our dedicated staff, supportive parents, active Parent Teacher Association and School Improvement Council, however, worked closely to provide a quality instructional program at RCE.

Our students received many awards and honors. They participated in the Tri-District Arts Consortium, District Honor Choir and S.C. State Fair art exhibits. Three students were selected as State Honor Choir members. One student received state recognition after initiating legislation to make collard greens the official state vegetable and, on June 2, 2011, Governor Nikki Haley visited RCE so that our students could see her sign the bill into law.

RCE teachers attained noteworthy accomplishments as well. Cindy Rainey was named Educator of Distinction by the S.C. Social Studies Council. Heather Coker, Mandy Derrick, Rynn Fitzpatrick, Amy Quiat, Amber Youmans and the RCE related arts teachers received grants designed to enhance the school's instructional and environmental programs.

We look forward to the 2011-2012 year.

Lynn C. Boyleston, Principal
Nichole Adams, SIC Chair

Comprehensive detail, including definitions of ratings, performance criteria, and explanations of status, is available on www.ed.sc.gov and www.eoc.sc.gov as well as school and school district websites.

Printed versions are available from school districts upon request.

Abbreviations Key

N/A Not Applicable N/AV Not Available N/C Not Collected N/R Not Reported I/S Insufficient Sample TBD To be determined

NI Newly Identified CSI Continuing School Improvement CA Corrective Action RP Plan to Restructure R Restructure DELAY School Improvement Status HOLD School Improvement Status