



# SC Annual School Report Card Summary

**PLEASANT HILL ELEMENTARY**  
 Lexington 1  
 Grades: K-5 Enrollment: 829  
 Principal: Margaret B. Mitchum  
 Superintendent: Dr. Karen C. Woodward  
 Board Chair: Cynthia S. Smith

## PERFORMANCE

Comprehensive detail, including definitions of ratings, performance criteria, and explanations of status, is available on [www.ed.sc.gov](http://www.ed.sc.gov) and [www.eoc.sc.gov](http://www.eoc.sc.gov) as well as school and school district websites. Printed versions are available from school districts upon request.

YEAR	ABSOLUTE RATING	GROWTH RATING	PALMETTO GOLD AND SILVER AWARD		AYP STATUS	NCLB IMPROVEMENT STATUS
			General Performance	Closing the Gap		
2011	Excellent	Excellent	TBD	TBD	Met	N/A
2010	Excellent	Excellent	Gold	N/A	Not Met	N/A
2009	Excellent	Good	Gold	N/A	Met	N/A

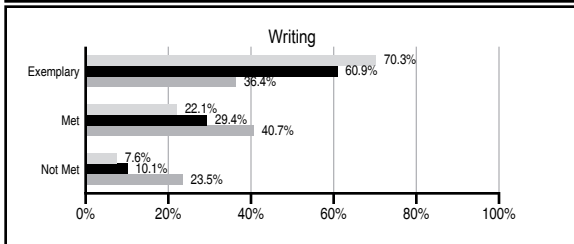
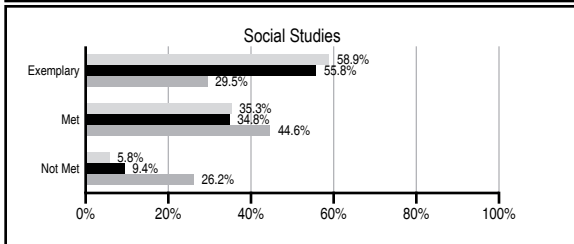
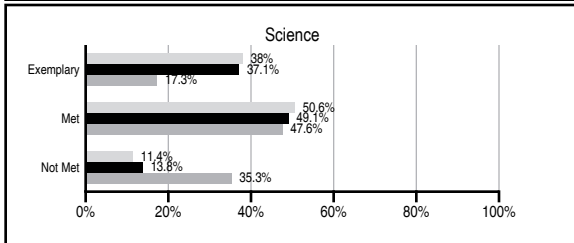
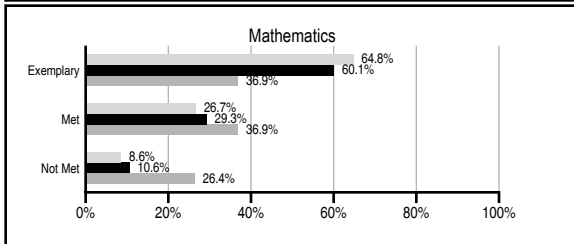
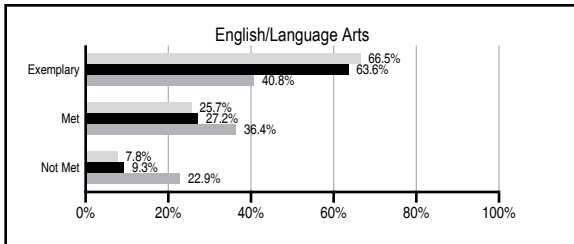
## ABSOLUTE RATINGS OF ELEMENTARY SCHOOLS WITH STUDENTS LIKE OURS\*

EXCELLENT	GOOD	AVERAGE	BELOW AVERAGE	AT-RISK
22	2	0	0	0

\* Ratings are calculated with data available by 11/09/2011. Schools with Students Like Ours are Elementary Schools with Poverty Indices of no more than 5% above or below the index for this school.



## PASS PERFORMANCE

Our School
  Elementary Schools with Students Like Ours
  Elementary schools statewide



## NAEP PERFORMANCE\*

\* Performance reported for SC and nation, data not available at school level. Percentages at NAEP Achievement Levels.



## SC PERFORMANCE VISION

*By 2020 all students will graduate with the knowledge and skills necessary to compete successfully in the global economy, participate in a democratic society and contribute positively as members of families and communities.*

### Abbreviations Key

N/A Not Applicable N/AV Not Available N/C Not Collected N/R Not Reported I/S Insufficient Sample TBD To be determined

NI Newly Identified CSI Continuing School Improvement CA Corrective Action RP Plan to Restructure R Restructure DELAY School Improvement Status HOLD School Improvement Status

# PLEASANT HILL ELEMENTARY [Lexington 1]

## SCHOOL PROFILE

	Our School	Change from Last Year	Elementary Schools with Students Like Ours	Median Elementary School
<b>Students (n=829)</b>				
Retention rate	0.6%	Down from 1.5%	0.5%	1.1%
Attendance rate	96.7%	No Change	96.7%	96.2%
Served by gifted and talented program	31.1%	Up from 29.0%	32.7%	13.4%
With disabilities other than speech	3.2%	Down from 5.2%	2.8%	4.1%
Older than usual for grade	0.2%	No Change	0.0%	0.3%
Out-of-school suspensions or expulsions for violent and/or criminal offenses	0.0%	No Change	0.0%	0.0%
<b>Teachers (n=57)</b>				
Teachers with advanced degrees	68.4%	Up from 61.5%	68.3%	62.5%
Continuing contract teachers	91.2%	Up from 81.5%	93.8%	88.2%
Teachers returning from previous year	94.7%	Up from 93.2%	89.8%	87.8%
Teacher attendance rate	95.5%	Down from 95.7%	95.3%	95.2%
Average teacher salary*	\$46,803	Up 2.5%	\$48,174	\$46,773
Classes not taught by highly qualified teachers	0.0%	No Change	0.0%	0.0%
Professional development days/teacher	16.2 days	Up from 15.8 days	10.0 days	10.5 days
<b>School</b>				
Principal's years at school	5.0	Up from 4.0	5.0	4.0
Student-teacher ratio in core subjects	20.8 to 1	Up from 15.0 to 1	21.4 to 1	19.9 to 1
Prime instructional time	91.3%	Down from 91.8%	91.3%	90.4%
Opportunities in the arts	Good	Down from Excellent	Good	Good
SACS accreditation	Yes	No Change	Yes	Yes
Parents attending conferences	99.8%	Down from 100.0%	99.9%	100.0%
Character development program	Excellent	No Change	Excellent	Excellent
Dollars spent per pupil**	\$5,789	Up 1.3%	\$6,567	\$7,447
Percent of expenditures for instruction**	68.8%	Down from 70.8%	69.4%	68.4%
Percent of expenditures for teacher salaries**	67.4%	Down from 69.4%	68.1%	65.8%
% of AYP objectives met	100.0%	Up from 94.1%	100.0%	90.5%

\* Length of contract = 185+ days.

\*\* Prior year audited financial data available.

## EVALUATION RESULTS

	Teachers	Students*	Parents*
Number of surveys returned	45	137	52
Percent satisfied with learning environment	100.0%	91.2%	96.1%
Percent satisfied with social and physical environment	100.0%	87.6%	92.2%
Percent satisfied with school-home relations	100.0%	92.7%	94.1%

\*Only students at the highest elementary school grade level at this school and their parents were included.

Comprehensive detail, including definitions of ratings, performance criteria, and explanations of status, is available on [www.ed.sc.gov](http://www.ed.sc.gov) and [www.eoc.sc.gov](http://www.eoc.sc.gov) as well as school and school district websites.

Printed versions are available from school districts upon request.

## REPORT OF PRINCIPAL AND SCHOOL IMPROVEMENT COUNCIL

Pleasant Hill Elementary School celebrated its fifth year with professional development, strong parent involvement, student service and leadership, and outstanding academic student performance.

Teachers in each grade level collaborated throughout the year, analyzing student achievement data and developing strategies to differentiate instruction, increase rigor and engage students more actively. Our staff also participated in professional development opportunities on problem-based learning, gradual release of responsibility, student collaboration and technology as a learning tool. Team leaders studied the book, "Delivering on the Promise."

Our Parent Teacher Association and School Improvement Council were instrumental in helping us reach our goals. The PTA sponsored family dinner/workshops on "Less Childhood Stress" and "Internet Safety." The PTA also purchased fitness equipment and software for instruction, funded field studies for students and staff development conferences for teachers, and provided staff appreciation.

Our SIC conducted a Voter Registration Drive and was instrumental in helping PHES become a Green Steps School. We are excited to have plants in every classroom, a "no idle" zone and a composting center. In addition, our students and staff recycled, reused and reduced all year long!

Our students served others as they raised \$3,047 for Pennies for Patients and funded 72 surgeries through their annual Smile Train mini-marathon. They also provided 37 baskets, 12 Red Cross Comfort Kits and a vanload of clothes for the Central Midlands Transitional Retreat located in Lexington. Our students raised money for Relay For Life, donated canned goods to Lexington Interfaith Community Services and shared book bags with students in need.

PHES students continue to perform well academically as measured by standardized tests. Some new initiatives implemented to increase student achievement include: STEM curriculum and lab; First in Math program; LinguaFolio for immersion students; and district-wide writing assessments in all grade levels. We created a Spanish Immersion Parent Advisory Team (SIPAT) this year to support our Spanish Partial Immersion program. We were proud to earn the Palmetto Gold Award, confirming our students' outstanding academic achievement.

The biggest challenge facing PHES is preparing our students for the ever-changing world in which we live. Therefore, during the 2011-2012 school year, we will expand our global emphasis by implementing KITE-LL in grades 3-5. We will also introduce enrichment clusters for personalized learning.

Our ultimate goal is to prepare a new generation of leaders and global citizens.

Margaret B. Mitchum, Principal  
Gwen Morris, School Improvement Council Chair

### Abbreviations Key

N/A Not Applicable N/AV Not Available N/C Not Collected N/R Not Reported I/S Insufficient Sample TBD To be determined  
NI Newly Identified CSI Continuing School Improvement CA Corrective Action RP Plan to Restructure R Restructure DELAY School Improvement Status HOLD School Improvement Status