



SC Annual School Report Card Summary

MIDWAY ELEMENTARY
Lexington 1
Grades: PK-5 Enrollment: 1,039
Principal: Janet M. Fickling
Superintendent: Dr. Karen C. Woodward
Board Chair: Cynthia S. Smith

PERFORMANCE

Comprehensive detail, including definitions of ratings, performance criteria, and explanations of status, is available on www.ed.sc.gov and www.eoc.sc.gov as well as school and school district websites. Printed versions are available from school districts upon request.

YEAR	ABSOLUTE RATING	GROWTH RATING	PALMETTO GOLD AND SILVER AWARD		AYP STATUS	NCLB IMPROVEMENT STATUS
			General Performance	Closing the Gap		
2011	Excellent	Excellent	TBD	TBD	Not Met	N/A
2010	Excellent	Excellent	Gold	N/A	Met	N/A
2009	Excellent	Excellent	Gold	N/A	Met	N/A

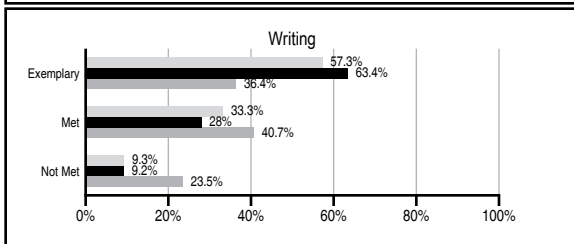
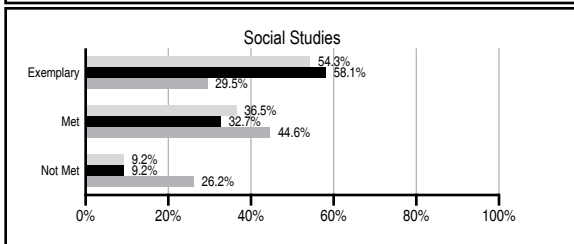
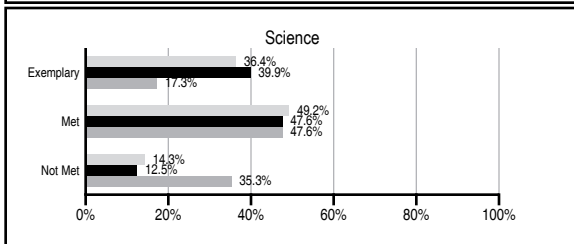
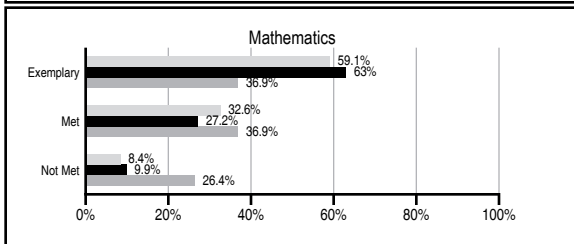
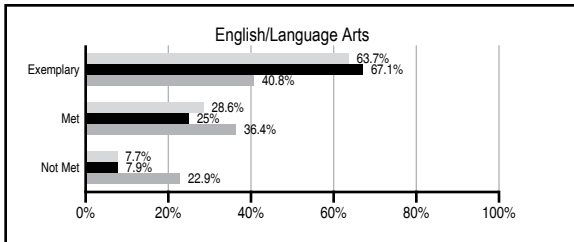
ABSOLUTE RATINGS OF ELEMENTARY SCHOOLS WITH STUDENTS LIKE OURS*

EXCELLENT	GOOD	AVERAGE	BELOW AVERAGE	AT-RISK
14	1	0	0	0

* Ratings are calculated with data available by 11/09/2011. Schools with Students Like Ours are Elementary Schools with Poverty Indices of no more than 5% above or below the index for this school.

PASS PERFORMANCE

Our School
 Elementary Schools with Students Like Ours
 Elementary schools statewide



NAEP PERFORMANCE*

* Performance reported for SC and nation, data not available at school level. Percentages at NAEP Achievement Levels.



SC PERFORMANCE VISION

By 2020 all students will graduate with the knowledge and skills necessary to compete successfully in the global economy, participate in a democratic society and contribute positively as members of families and communities.

Abbreviations Key

N/A Not Applicable N/AV Not Available N/C Not Collected N/R Not Reported I/S Insufficient Sample TBD To be determined

NI Newly Identified CSI Continuing School Improvement CA Corrective Action RP Plan to Restructure R Restructure DELAY School Improvement Status HOLD School Improvement Status

MIDWAY ELEMENTARY [Lexington 1]

SCHOOL PROFILE

	Our School	Change from Last Year	Elementary Schools with Students Like Ours	Median Elementary School
Students (n=1,039)				
Retention rate	0.9%	Down from 1.6%	0.5%	1.1%
Attendance rate	96.4%	Down from 99.7%	96.7%	96.2%
Served by gifted and talented program	35.4%	Up from 29.4%	32.8%	13.4%
With disabilities other than speech	2.4%	Down from 5.5%	2.8%	4.1%
Older than usual for grade	0.4%	Down from 0.9%	0.2%	0.3%
Out-of-school suspensions or expulsions for violent and/or criminal offenses	0.1%	No Change	0.0%	0.0%
Teachers (n=67)				
Teachers with advanced degrees	71.6%	Down from 72.4%	64.5%	62.5%
Continuing contract teachers	88.1%	Up from 87.9%	88.1%	88.2%
Teachers returning from previous year	87.7%	Up from 87.5%	88.4%	87.8%
Teacher attendance rate	96.1%	Up from 95.7%	95.5%	95.2%
Average teacher salary*	\$50,959	Down 1.1%	\$47,874	\$46,773
Classes not taught by highly qualified teachers	3.5%	Up from 2.9%	0.0%	0.0%
Professional development days/teacher	16.7 days	Down from 23.2 days	8.4 days	10.5 days
School				
Principal's years at school	1.0	Down from 5.0	5.0	4.0
Student-teacher ratio in core subjects	21.8 to 1	Up from 17.1 to 1	21.8 to 1	19.9 to 1
Prime instructional time	91.8%	Down from 94.4%	91.4%	90.4%
Opportunities in the arts	Good	No Change	Good	Good
SACS accreditation	Yes	No Change	Yes	Yes
Parents attending conferences	95.3%	Down from 100.0%	99.7%	100.0%
Character development program	Good	No Change	Excellent	Excellent
Dollars spent per pupil**	\$6,529	Down 5.3%	\$6,567	\$7,447
Percent of expenditures for instruction**	71.5%	Down from 72.1%	67.9%	68.4%
Percent of expenditures for teacher salaries**	70.1%	Down from 70.8%	68.1%	65.8%
% of AYP objectives met	94.7%	Down from 100.0%	100.0%	90.5%

* Length of contract = 185+ days.

** Prior year audited financial data available.

EVALUATION RESULTS

	Teachers	Students*	Parents*
Number of surveys returned	63	150	102
Percent satisfied with learning environment	96.8%	96.7%	94.9%
Percent satisfied with social and physical environment	98.4%	93.3%	94.9%
Percent satisfied with school-home relations	98.4%	96.6%	92.2%

*Only students at the highest elementary school grade level at this school and their parents were included.

Comprehensive detail, including definitions of ratings, performance criteria, and explanations of status, is available on www.ed.sc.gov and www.eoc.sc.gov as well as school and school district websites.

Printed versions are available from school districts upon request.

REPORT OF PRINCIPAL AND SCHOOL IMPROVEMENT COUNCIL

The 2010-2011 school year was filled with excitement and change for Midway Elementary. With the addition of fifth grade, Midway became an elementary school serving 5-year-old kindergarten through fifth grade. Adding this grade level gave us the pleasure of an additional year of leadership by our older students. Another change can be found in our Partial Immersion French Program. We proudly celebrated the advancement of this program into fourth grade. Each year these students have been our leaders in developing this program and its vision.

The school year began with Cheryl Fralick as the principal of MES. After she was named principal of our district's newest elementary school, Meadow Glen, I was named interim principal. The faculty, staff and school community then, very patiently and with great flexibility throughout the school year, worked through the process of staffing and rezoning for sharing both staff members and students with neighboring Meadow Glen. This process, while difficult, was a celebration as we grew to recognize and appreciate the strengths of each school community member.

Throughout the school year, our teachers experienced numerous staff development activities in areas such as common assessments, differentiating instruction and Everyday Mathematics. Our guidance department continued to expand the Mentor Program and the Community Outreach Program for at-risk children. Students experienced special opportunities such as an Internet safety program and a fitness program, Girls on the Run. We continued to expand our instructional technology capabilities with the addition of Flip video cameras for each grade level.

The MES PTA provided funding so that every child could participate in grade-level field studies. They also sponsored the Second Annual "Mustangs on the Move" fitness walk for students, parents and staff. Our School Improvement Council used funds raised from the Silent Auction to purchase new playground equipment. Plans are under way to establish a playground for our special needs class.

True to high expectations, the MES school community received several awards. Faculty and staff were recognized for raising the highest dollar amount in the United Way Campaign. The School Improvement Council was named as one of 12 School Improvement Councils on the S.C. State SIC Honor Roll. MES's Teacher of the Year was a District Teacher of the Year Finalist. We received the Palmetto Gold Award for academic achievement for the 10th consecutive year. MES continues to have 15 National Board Certified teachers.

As our new principal takes the reins, our challenges for next year will include continuing to raise the bar of learning and staying abreast of 21st century learning so that our Mustangs and their potential are maximized. The faculty and staff look forward to "Making a Difference for Every Student" as we work with our school community members to provide a high-quality learning environment for our children.

Ruth Rish, Interim Principal
Lara Matthews, School Improvement Council Chair

Abbreviations Key

N/A Not Applicable N/AV Not Available N/C Not Collected N/R Not Reported I/S Insufficient Sample TBD To be determined

NI Newly Identified CSI Continuing School Improvement CA Corrective Action RP Plan to Restructure R Restructure DELAY School Improvement Status HOLD School Improvement Status