



# SC Annual School Report Card Summary

**SAXE GOTHA ELEMENTARY**  
 Lexington 1  
 Grades: PK-5 Enrollment: 820  
 Principal: Elizabeth A. Houck  
 Superintendent: Dr. Karen C. Woodward  
 Board Chair: Cynthia S. Smith

## PERFORMANCE

Comprehensive detail, including definitions of ratings, performance criteria, and explanations of status, is available on [www.ed.sc.gov](http://www.ed.sc.gov) and [www.eoc.sc.gov](http://www.eoc.sc.gov) as well as school and school district websites. Printed versions are available from school districts upon request.

YEAR	ABSOLUTE RATING	GROWTH RATING	PALMETTO GOLD AND SILVER AWARD		AYP STATUS	NCLB IMPROVEMENT STATUS
			General Performance	Closing the Gap		
2011	Average	Average	TBD	TBD	Not Met	R
2010	Average	Average	N/A	N/A	Not Met	R
2009	Average	Average	N/A	N/A	Not Met	RP

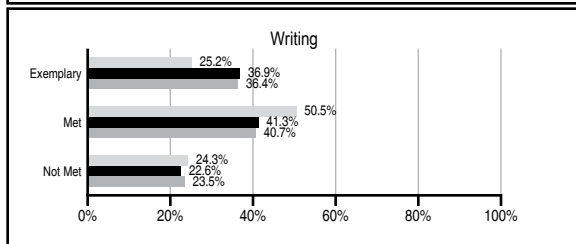
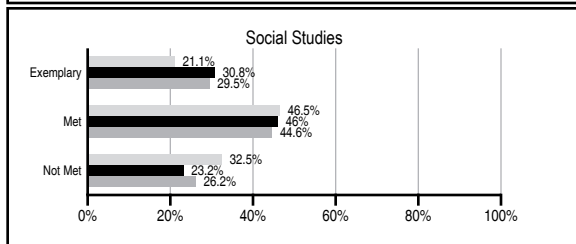
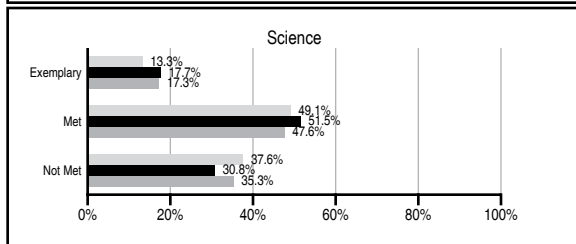
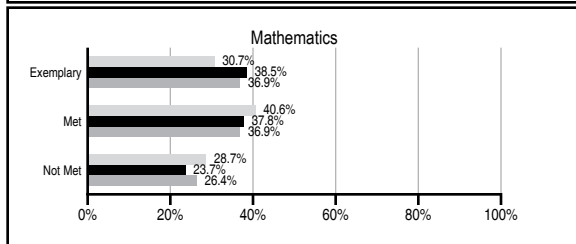
## ABSOLUTE RATINGS OF ELEMENTARY SCHOOLS WITH STUDENTS LIKE OURS\*

EXCELLENT	GOOD	AVERAGE	BELOW AVERAGE	AT-RISK
22	34	53	1	0

\* Ratings are calculated with data available by 11/09/2011. Schools with Students Like Ours are Elementary Schools with Poverty Indices of no more than 5% above or below the index for this school.

## PASS PERFORMANCE

Our School
  Elementary Schools with Students Like Ours
  Elementary schools statewide



## NAEP PERFORMANCE\*

\* Performance reported for SC and nation, data not available at school level. Percentages at NAEP Achievement Levels.



## SC PERFORMANCE VISION

*By 2020 all students will graduate with the knowledge and skills necessary to compete successfully in the global economy, participate in a democratic society and contribute positively as members of families and communities.*

### Abbreviations Key

N/A Not Applicable N/AV Not Available N/C Not Collected N/R Not Reported I/S Insufficient Sample TBD To be determined

NI Newly Identified CSI Continuing School Improvement CA Corrective Action RP Plan to Restructure R Restructure DELAY School Improvement Status HOLD School Improvement Status

# SAXE GOTHA ELEMENTARY [Lexington 1]

## SCHOOL PROFILE

	Our School	Change from Last Year	Elementary Schools with Students Like Ours	Median Elementary School
<b>Students (n=820)</b>				
Retention rate	0.7%	Down from 0.9%	1.2%	1.1%
Attendance rate	95.1%	Down from 95.2%	96.1%	96.2%
Served by gifted and talented program	12.1%	Down from 13.8%	14.3%	13.4%
With disabilities other than speech	3.9%	Down from 8.5%	5.0%	4.1%
Older than usual for grade	0.2%	No Change	0.3%	0.3%
Out-of-school suspensions or expulsions for violent and/or criminal offenses	0.0%	No Change	0.0%	0.0%
<b>Teachers (n=62)</b>				
Teachers with advanced degrees	59.7%	Up from 57.4%	60.8%	62.5%
Continuing contract teachers	85.5%	Up from 82.0%	90.0%	88.2%
Teachers returning from previous year	84.8%	Up from 82.1%	88.4%	87.8%
Teacher attendance rate	94.8%	Up from 94.3%	95.2%	95.2%
Average teacher salary*	\$44,583	Down 0.6%	\$46,512	\$46,773
Classes not taught by highly qualified teachers	0.0%	Down from 1.9%	0.0%	0.0%
Professional development days/teacher	12.1 days	Up from 8.4 days	10.5 days	10.5 days
<b>School</b>				
Principal's years at school	2.0	Up from 1.0	4.0	4.0
Student-teacher ratio in core subjects	20.2 to 1	Down from 20.6 to 1	20.1 to 1	19.9 to 1
Prime instructional time	88.0%	Down from 88.5%	90.2%	90.4%
Opportunities in the arts	Good	No Change	Good	Good
SACS accreditation	Yes	No Change	Yes	Yes
Parents attending conferences	100.0%	No Change	100.0%	100.0%
Character development program	Excellent	No Change	Excellent	Excellent
Dollars spent per pupil**	\$7,307	Up 2.8%	\$7,094	\$7,447
Percent of expenditures for instruction**	69.3%	Down from 71.5%	68.4%	68.4%
Percent of expenditures for teacher salaries**	67.2%	Down from 70.2%	65.6%	65.8%
% of AYP objectives met	81.0%	Down from 95.2%	93.1%	90.5%

\* Length of contract = 185+ days.

\*\* Prior year audited financial data available.

## EVALUATION RESULTS

	Teachers	Students*	Parents*
Number of surveys returned	63	99	43
Percent satisfied with learning environment	93.5%	93.9%	90.2%
Percent satisfied with social and physical environment	96.7%	91.9%	95.1%
Percent satisfied with school-home relations	85.7%	89.9%	82.1%

\*Only students at the highest elementary school grade level at this school and their parents were included.

Comprehensive detail, including definitions of ratings, performance criteria, and explanations of status, is available on [www.ed.sc.gov](http://www.ed.sc.gov) and [www.eoc.sc.gov](http://www.eoc.sc.gov) as well as school and school district websites.

Printed versions are available from school districts upon request.

## REPORT OF PRINCIPAL AND SCHOOL IMPROVEMENT COUNCIL

The mission of Saxe Gotha Elementary School is to create a thirst for discovery and achievement by developing creative, compassionate and responsible young leaders. Our school was recognized as one of two "Leader in Me" schools in the state and one of 496 schools throughout the world in the process of becoming a Leader in Me Lighthouse School. The Leader in Me process helps students develop the essential life skills and characteristics they need in order to thrive in the 21st century. Local media recognized our students and teachers several times this year for their efforts. The entire staff was also trained in "The 7 Habits of Highly Effective People" by the Franklin Covey Company. Parents received training throughout the school year.

Saxe Gotha Elementary is a school that focuses on academic achievement as we "Live, Learn and Lead." Measuring academic progress comes in a variety of methods. We use data results from the Palmetto Assessment of State Standards, Measure of Academic Progress, DIBELS and Dominie as well as other formative classroom assessments to enhance the curriculum and provide valuable information for differentiating instruction. The state-mandated PASS test results showed significant improvement from the previous year. We missed meeting Adequate Yearly Progress (AYP) by one objective out of 21 (special education students in mathematics). Using data from the MAP assessment, we are able to identify each student's strengths and weaknesses, and make instructional decisions for the student. Another formative assessment is the Dominie Reading Assessment that helps teachers make immediate instructional decisions as they guide our students' learning to even higher levels of achievement. Our goal is to move each student to advanced levels of learning by meeting their individual needs through differentiated instruction.

A literacy coach supports our implementation of a balanced literacy approach to reading and writing by providing on-site professional development and coaching, and facilitating a graduate-level class for all teachers. Each day reading interventionists work with small groups to improve reading strategies. With the assistance of a full-time mathematics coach, we are in the second year of implementing the Everyday Mathematics program. This coach also provides professional development and side-by-side coaching to math teachers. With the help of a full-time Technology Integration Specialist, SGE teachers use advanced technology such as interactive white boards, interactive response systems, document cameras, Wikis, blogs, Ticket to Read, Timez Math, iPads, iPods and United Streaming to enhance instruction.

During the summer of 2011, our school completed a three-year-long renovation and security upgrade process that included new HVAC units, paint, floor covering, security cameras, a secure entrance and classroom technology.

Through the strong collaboration, commitment and dedication of our administrators, faculty, staff, students and community, we continue to focus on student achievement. Thank you for your outstanding support and for sharing the responsibility of the accomplishments of our students, our school and our community.

Beth Houck, Principal, and Kathryn Gordon, School Improvement Council Chair

### Abbreviations Key

N/A Not Applicable N/AV Not Available N/C Not Collected N/R Not Reported I/S Insufficient Sample TBD To be determined

NI Newly Identified CSI Continuing School Improvement CA Corrective Action RP Plan to Restructure R Restructure DELAY School Improvement Status HOLD School Improvement Status