



SC Annual School Report Card Summary

WHITE KNOLL ELEMENTARY
Lexington 1
Grades: PK-5 Enrollment: 792
Principal: Jan Malone
Superintendent: Dr. Karen C. Woodward
Board Chair: Cynthia S. Smith

PERFORMANCE

Comprehensive detail, including definitions of ratings, performance criteria, and explanations of status, is available on www.ed.sc.gov and www.eoc.sc.gov as well as school and school district websites. Printed versions are available from school districts upon request.

YEAR	ABSOLUTE RATING	GROWTH RATING	PALMETTO GOLD AND SILVER AWARD		AYP STATUS	NCLB IMPROVEMENT STATUS
			General Performance	Closing the Gap		
2011	Good	Average	TBD	TBD	Not Met	N/A
2010	Good	Average	N/A	N/A	Met	N/A
2009	Good	Good	Silver	N/A	Met	N/A

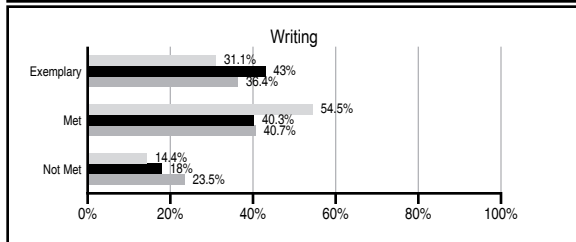
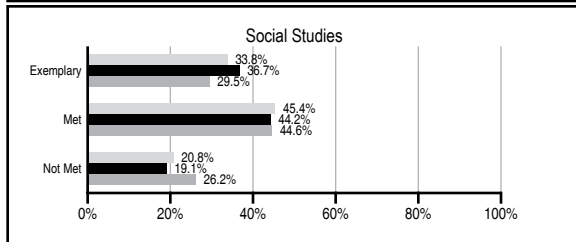
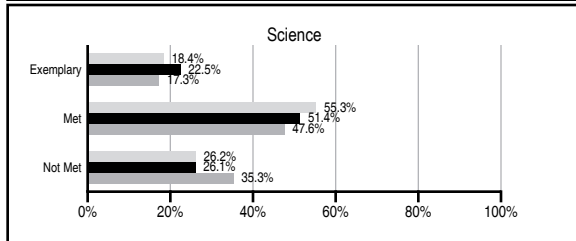
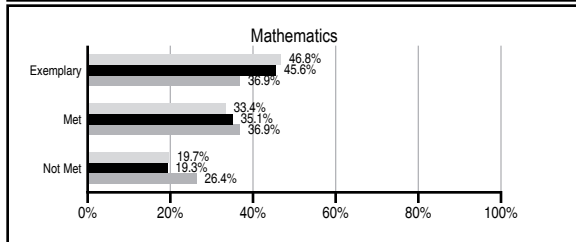
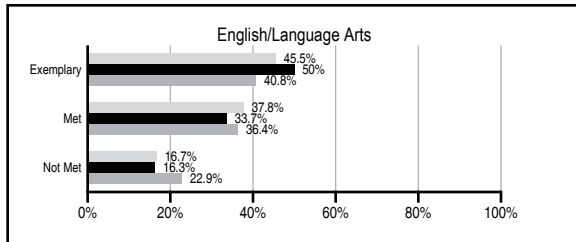
ABSOLUTE RATINGS OF ELEMENTARY SCHOOLS WITH STUDENTS LIKE OURS*

EXCELLENT	GOOD	AVERAGE	BELOW AVERAGE	AT-RISK
30	32	8	1	0

* Ratings are calculated with data available by 11/09/2011. Schools with Students Like Ours are Elementary Schools with Poverty Indices of no more than 5% above or below the index for this school.

PASS PERFORMANCE

Our School
 Elementary Schools with Students Like Ours
 Elementary schools statewide



NAEP PERFORMANCE*

* Performance reported for SC and nation, data not available at school level. Percentages at NAEP Achievement Levels.



SC PERFORMANCE VISION

By 2020 all students will graduate with the knowledge and skills necessary to compete successfully in the global economy, participate in a democratic society and contribute positively as members of families and communities.

Abbreviations Key

N/A Not Applicable N/AV Not Available N/C Not Collected N/R Not Reported I/S Insufficient Sample TBD To be determined

NI Newly Identified CSI Continuing School Improvement CA Corrective Action RP Plan to Restructure R Restructure DELAY School Improvement Status HOLD School Improvement Status

WHITE KNOLL ELEMENTARY [Lexington 1]

SCHOOL PROFILE

	Our School	Change from Last Year	Elementary Schools with Students Like Ours	Median Elementary School
Students (n=792)				
Retention rate	0.1%	Down from 0.3%	0.8%	1.1%
Attendance rate	95.8%	Down from 99.9%	96.3%	96.2%
Served by gifted and talented program	21.0%	Up from 18.6%	20.1%	13.4%
With disabilities other than speech	1.5%	Down from 5.1%	3.3%	4.1%
Older than usual for grade	0.0%	No Change	0.2%	0.3%
Out-of-school suspensions or expulsions for violent and/or criminal offenses	0.0%	No Change	0.0%	0.0%
Teachers (n=48)				
Teachers with advanced degrees	72.9%	Up from 69.2%	65.2%	62.5%
Continuing contract teachers	93.8%	Up from 88.5%	90.0%	88.2%
Teachers returning from previous year	88.3%	Up from 81.3%	90.0%	87.8%
Teacher attendance rate	94.7%	Up from 93.9%	95.0%	95.2%
Average teacher salary*	\$47,603	Up 1.1%	\$47,909	\$46,773
Classes not taught by highly qualified teachers	0.0%	No Change	0.0%	0.0%
Professional development days/teacher	11.5 days	Up from 6.6 days	10.9 days	10.5 days
School				
Principal's years at school	6.0	Up from 5.0	4.0	4.0
Student-teacher ratio in core subjects	22.3 to 1	Down from 25.2 to 1	20.8 to 1	19.9 to 1
Prime instructional time	89.5%	Down from 93.1%	90.3%	90.4%
Opportunities in the arts	Good	No Change	Good	Good
SACS accreditation	Yes	No Change	Yes	Yes
Parents attending conferences	100.0%	No Change	100.0%	100.0%
Character development program	Excellent	Up from Good	Excellent	Excellent
Dollars spent per pupil**	\$6,875	Down 4.4%	\$6,869	\$7,447
Percent of expenditures for instruction**	67.8%	Down from 71.4%	69.4%	68.4%
Percent of expenditures for teacher salaries**	66.7%	Down from 70.3%	67.0%	65.8%
% of AYP objectives met	90.5%	Down from 100.0%	94.1%	90.5%

* Length of contract = 185+ days.

** Prior year audited financial data available.

EVALUATION RESULTS

	Teachers	Students*	Parents*
Number of surveys returned	49	127	80
Percent satisfied with learning environment	98.0%	85.0%	87.0%
Percent satisfied with social and physical environment	100.0%	79.4%	87.3%
Percent satisfied with school-home relations	89.6%	88.9%	73.1%

*Only students at the highest elementary school grade level at this school and their parents were included.

REPORT OF PRINCIPAL AND SCHOOL IMPROVEMENT COUNCIL

White Knoll Elementary School is a community school committed to creating a high-performance learning culture where a safe and nurturing environment, innovative teaching and challenging programs produce physical, social and academic excellence for all students.

This has been an exciting and fast-paced year at White Knoll. Our school-wide theme this year has been "Today's Learners ~ Tomorrow's Leaders." We continue to focus on student learning while providing leadership opportunities for all students. Our focus as a Professional Learning Community guides our work to increase student achievement in reading, writing, mathematics, science and social studies. Professional Development was provided in the areas of writing, technology and engaging classroom strategies.

As we respond to the diverse learning needs of our students, we incorporate Ticket to Read, First in Math and specialized reading programs to enhance our core curriculum. Students have a personal login, which enables them to access Ticket to Read and First in Math at home. One of our fifth-grade students ranked first in the state among all students participating in First in Math and was ranked 11th among fifth-grade students and 200,000 participants in the nation. Our fifth-grade students participated in a 5:1 computing pilot as part of our ELA curriculum.

During the 2009-2010 school year, we completed renovations to our building. As part of our renovations, we named a new mascot to represent our school. We are now the White Knoll Timberwolf Cubs. Our cub's name is Warrior. We are both proud and excited to have this affiliation with the Timberwolves of White Knoll High.

We appreciate the support of the Board of Trustees, the Lexington One administration and our community. They are to be commended for their contributions to support our students and the instructional program at White Knoll.

Janet H. Malone, Principal
Dan Hane, School Improvement Council Chair

Comprehensive detail, including definitions of ratings, performance criteria, and explanations of status, is available on www.ed.sc.gov and www.eoc.sc.gov as well as school and school district websites.

Printed versions are available from school districts upon request.

Abbreviations Key

N/A Not Applicable N/AV Not Available N/C Not Collected N/R Not Reported I/S Insufficient Sample TBD To be determined

NI Newly Identified CSI Continuing School Improvement CA Corrective Action RP Plan to Restructure R Restructure DELAY School Improvement Status HOLD School Improvement Status