



# SC Annual School Report Card Summary

**RED BANK ELEMENTARY**  
**Lexington 1**  
**Grades: PK-5** Enrollment: 639  
**Principal: Marie G. Watson**  
**Superintendent: Dr. Karen C. Woodward**  
**Board Chair: Cynthia S. Smith**

## PERFORMANCE

Comprehensive detail, including definitions of ratings, performance criteria, and explanations of status, is available on [www.ed.sc.gov](http://www.ed.sc.gov) and [www.eoc.sc.gov](http://www.eoc.sc.gov) as well as school and school district websites. Printed versions are available from school districts upon request.

YEAR	ABSOLUTE RATING	GROWTH RATING	PALMETTO GOLD AND SILVER AWARD		AYP STATUS	NCLB IMPROVEMENT STATUS
			General Performance	Closing the Gap		
2011	Average	Average	TBD	TBD	Not Met	N/A
2010	Average	Average	N/A	N/A	Not Met	N/A
2009	Average	Average	N/A	N/A	Met	N/A

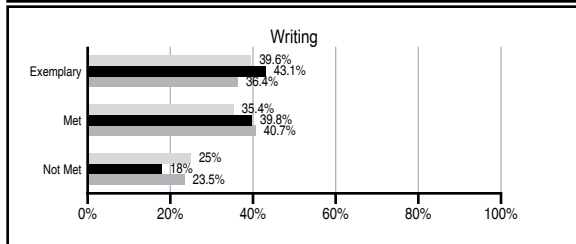
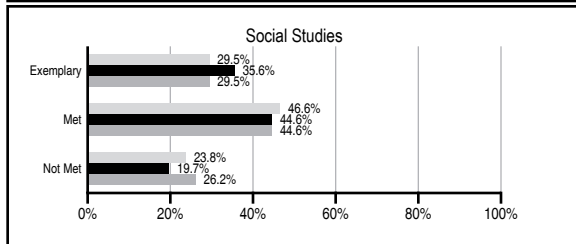
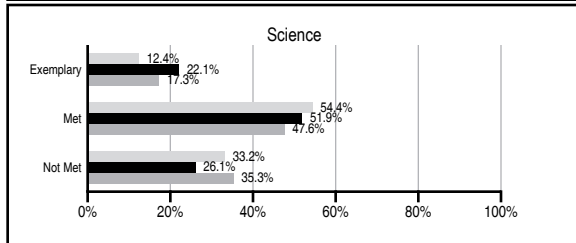
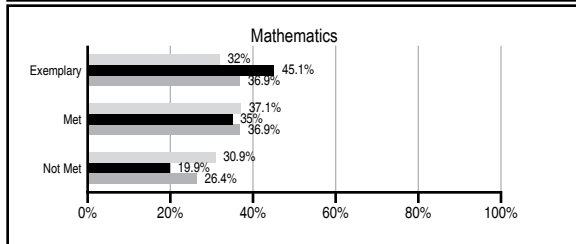
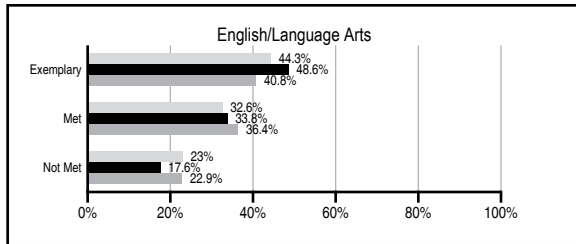
## ABSOLUTE RATINGS OF ELEMENTARY SCHOOLS WITH STUDENTS LIKE OURS\*

EXCELLENT	GOOD	AVERAGE	BELOW AVERAGE	AT-RISK
32	43	18	0	0

\* Ratings are calculated with data available by 11/09/2011. Schools with Students Like Ours are Elementary Schools with Poverty Indices of no more than 5% above or below the index for this school.

## PASS PERFORMANCE

Our School
  Elementary Schools with Students Like Ours
  Elementary schools statewide



## NAEP PERFORMANCE\*

\* Performance reported for SC and nation, data not available at school level. Percentages at NAEP Achievement Levels.



## SC PERFORMANCE VISION

*By 2020 all students will graduate with the knowledge and skills necessary to compete successfully in the global economy, participate in a democratic society and contribute positively as members of families and communities.*

### Abbreviations Key

N/A Not Applicable N/AV Not Available N/C Not Collected N/R Not Reported I/S Insufficient Sample TBD To be determined

NI Newly Identified CSI Continuing School Improvement CA Corrective Action RP Plan to Restructure R Restructure DELAY School Improvement Status HOLD School Improvement Status

# RED BANK ELEMENTARY [Lexington 1]

## SCHOOL PROFILE

	Our School	Change from Last Year	Elementary Schools with Students Like Ours	Median Elementary School
<b>Students (n=639)</b>				
Retention rate	0.0%	No Change	0.9%	1.1%
Attendance rate	95.5%	Down from 99.9%	96.2%	96.2%
Served by gifted and talented program	15.2%	Down from 16.0%	19.1%	13.4%
With disabilities other than speech	3.0%	Down from 9.9%	3.9%	4.1%
Older than usual for grade	0.0%	No Change	0.2%	0.3%
Out-of-school suspensions or expulsions for violent and/or criminal offenses	0.0%	No Change	0.0%	0.0%
<b>Teachers (n=49)</b>				
Teachers with advanced degrees	75.5%	Up from 72.3%	64.7%	62.5%
Continuing contract teachers	79.6%	Down from 83.0%	90.6%	88.2%
Teachers returning from previous year	88.0%	Up from 80.4%	89.6%	87.8%
Teacher attendance rate	96.8%	Up from 95.3%	95.3%	95.2%
Average teacher salary*	\$51,079	Up 0.2%	\$47,826	\$46,773
Classes not taught by highly qualified teachers	1.9%	Up from 0.0%	0.0%	0.0%
Professional development days/teacher	17.7 days	Up from 7.2 days	11.0 days	10.5 days
<b>School</b>				
Principal's years at school	7.5	Up from 7.0	5.0	4.0
Student-teacher ratio in core subjects	19.5 to 1	Up from 18.8 to 1	20.8 to 1	19.9 to 1
Prime instructional time	90.5%	Down from 94.2%	90.4%	90.4%
Opportunities in the arts	Good	No Change	Good	Good
SACS accreditation	Yes	No Change	Yes	Yes
Parents attending conferences	100.0%	Up from 94.6%	100.0%	100.0%
Character development program	Excellent	No Change	Excellent	Excellent
Dollars spent per pupil**	\$8,258	Down 8.9%	\$6,965	\$7,447
Percent of expenditures for instruction**	68.8%	Down from 70.9%	68.5%	68.4%
Percent of expenditures for teacher salaries**	67.7%	Down from 69.8%	66.3%	65.8%
% of AYP objectives met	76.2%	Down from 90.5%	95.2%	90.5%

\* Length of contract = 185+ days.

\*\* Prior year audited financial data available.

## EVALUATION RESULTS

	Teachers	Students*	Parents*
Number of surveys returned	43	91	41
Percent satisfied with learning environment	100.0%	90.1%	90.2%
Percent satisfied with social and physical environment	97.7%	91.2%	95.1%
Percent satisfied with school-home relations	97.7%	92.3%	82.9%

\*Only students at the highest elementary school grade level at this school and their parents were included.

## REPORT OF PRINCIPAL AND SCHOOL IMPROVEMENT COUNCIL

At Red Bank Elementary School, our guiding theme is "Successful Learning for All." Our focus for the year was to encourage our students to become increasingly self-directed and to foster the capacity for leadership in each child. As a result, our school community grew in our understanding of what it means to have a student-centered, standards-based design.

Our school culture challenges students to give their personal best always in everything they do. Incorporating Sean Covey's "The 7 Habits of Happy Kids," students created a shared vision for their school experience. Students then took this further and developed a Code of Conduct. Their Code of Conduct was a description of qualities that exemplary students and teachers possess in the best possible learning environment.

We deepened our sense of community and global awareness as we filled others' buckets by contributing our time and talents for others.

This year Red Bank Elementary made tremendous gains in student ownership of learning. Teachers guided students through the unpacking of learning standards and examined exactly what we expected of them. Students established and evaluated their own learning targets and monitored their progress.

We want to remove the barriers to academic progress by providing opportunities for students to advance their learning and master their learning targets. We realize that, in order to have continuous improvement, we must also make the curriculum perfectly transparent to them, so that the students can better navigate their learning.

We are actively planning for increased opportunities for student collaboration and real-world applications.

We face the challenges of changing from a traditional model of education to a 21st century learning environment. We are systematically making these changes, although limited funding and budget cuts make the work difficult. Even so, we are relentless in our pursuit of "Successful Learning for All."

Marie Watson, Principal  
Tommy Wilkes, School Improvement Council Chair

Comprehensive detail, including definitions of ratings, performance criteria, and explanations of status, is available on [www.ed.sc.gov](http://www.ed.sc.gov) and [www.eoc.sc.gov](http://www.eoc.sc.gov) as well as school and school district websites.

Printed versions are available from school districts upon request.

### Abbreviations Key

N/A Not Applicable N/AV Not Available N/C Not Collected N/R Not Reported I/S Insufficient Sample TBD To be determined  
NI Newly Identified CSI Continuing School Improvement CA Corrective Action RP Plan to Restructure R Restructure DELAY School Improvement Status HOLD School Improvement Status