



SC Annual School Report Card Summary

OAK GROVE ELEMENTARY
 Lexington 1
 Grades: PK-5 Enrollment: 719
 Principal: Sherry P. Cariens
 Superintendent: Dr. Karen C. Woodward
 Board Chair: Cynthia S. Smith

PERFORMANCE

Comprehensive detail, including definitions of ratings, performance criteria, and explanations of status, is available on www.ed.sc.gov and www.eoc.sc.gov as well as school and school district websites. Printed versions are available from school districts upon request.

YEAR	ABSOLUTE RATING	GROWTH RATING	PALMETTO GOLD AND SILVER AWARD		AYP STATUS	NCLB IMPROVEMENT STATUS
			General Performance	Closing the Gap		
2011	Excellent	Excellent	TBD	TBD	Met	N/A
2010	Excellent	Excellent	Gold	Gold	Met	N/A
2009	Excellent	Excellent	Gold	Gold	Met	N/A

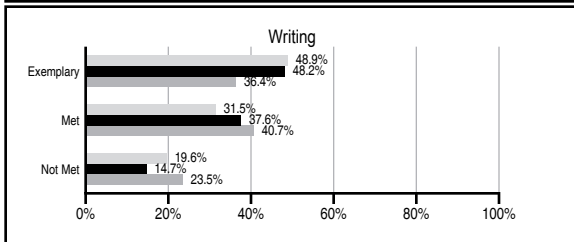
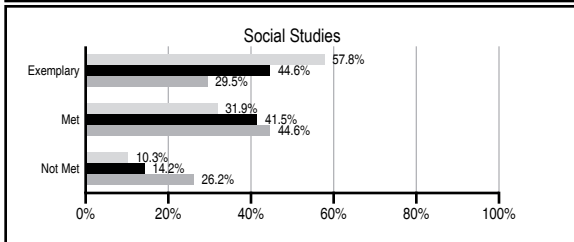
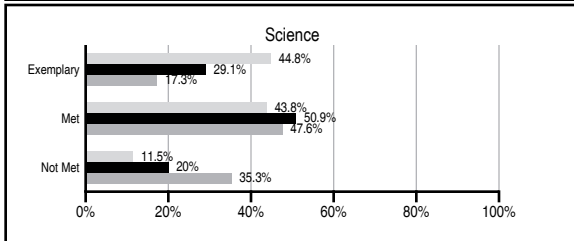
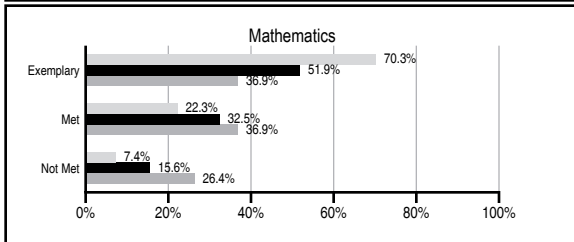
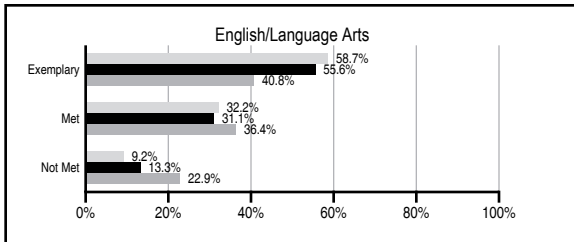
ABSOLUTE RATINGS OF ELEMENTARY SCHOOLS WITH STUDENTS LIKE OURS*

EXCELLENT	GOOD	AVERAGE	BELOW AVERAGE	AT-RISK
32	8	0	1	0

* Ratings are calculated with data available by 11/09/2011. Schools with Students Like Ours are Elementary Schools with Poverty Indices of no more than 5% above or below the index for this school.

PASS PERFORMANCE

Our School
 Elementary Schools with Students Like Ours
 Elementary schools statewide



NAEP PERFORMANCE*

* Performance reported for SC and nation, data not available at school level. Percentages at NAEP Achievement Levels.



SC PERFORMANCE VISION

By 2020 all students will graduate with the knowledge and skills necessary to compete successfully in the global economy, participate in a democratic society and contribute positively as members of families and communities.

Abbreviations Key

N/A Not Applicable N/AV Not Available N/C Not Collected N/R Not Reported I/S Insufficient Sample TBD To be determined

NI Newly Identified CSI Continuing School Improvement CA Corrective Action RP Plan to Restructure R Restructure DELAY School Improvement Status HOLD School Improvement Status

OAK GROVE ELEMENTARY [Lexington 1]

SCHOOL PROFILE

	Our School	Change from Last Year	Elementary Schools with Students Like Ours	Median Elementary School
Students (n=719)				
Retention rate	0.6%	Up from 0.2%	0.8%	1.1%
Attendance rate	96.4%	Down from 96.7%	96.4%	96.2%
Served by gifted and talented program	31.6%	Up from 26.8%	22.6%	13.4%
With disabilities other than speech	1.9%	Down from 3.5%	4.1%	4.1%
Older than usual for grade	0.0%	No Change	0.2%	0.3%
Out-of-school suspensions or expulsions for violent and/or criminal offenses	0.0%	No Change	0.0%	0.0%
Teachers (n=44)				
Teachers with advanced degrees	79.5%	Up from 71.7%	63.6%	62.5%
Continuing contract teachers	86.4%	Up from 84.8%	89.6%	88.2%
Teachers returning from previous year	85.1%	Down from 85.5%	88.8%	87.8%
Teacher attendance rate	95.2%	Up from 93.6%	95.4%	95.2%
Average teacher salary*	\$47,317	Down 1.7%	\$48,335	\$46,773
Classes not taught by highly qualified teachers	0.0%	No Change	0.0%	0.0%
Professional development days/teacher	7.1 days	Down from 9.7 days	8.4 days	10.5 days
School				
Principal's years at school	0.0	Down from 3.0	4.0	4.0
Student-teacher ratio in core subjects	24.3 to 1	Up from 21.3 to 1	21.0 to 1	19.9 to 1
Prime instructional time	90.9%	Up from 89.8%	91.3%	90.4%
Opportunities in the arts	Good	Down from Excellent	Good	Good
SACS accreditation	Yes	No Change	Yes	Yes
Parents attending conferences	100.0%	Up from 89.8%	100.0%	100.0%
Character development program	Good	No Change	Excellent	Excellent
Dollars spent per pupil**	\$7,118	Down 9.5%	\$7,118	\$7,447
Percent of expenditures for instruction**	65.6%	Down from 68.5%	69.7%	68.4%
Percent of expenditures for teacher salaries**	64.3%	Down from 67.3%	68.2%	65.8%
% of AYP objectives met	100.0%	No Change	100.0%	90.5%

* Length of contract = 185+ days.

** Prior year audited financial data available.

EVALUATION RESULTS

	Teachers	Students*	Parents*
Number of surveys returned	48	90	83
Percent satisfied with learning environment	97.9%	89.9%	91.6%
Percent satisfied with social and physical environment	100.0%	87.6%	96.4%
Percent satisfied with school-home relations	97.9%	92.0%	84.3%

*Only students at the highest elementary school grade level at this school and their parents were included.

REPORT OF PRINCIPAL AND SCHOOL IMPROVEMENT COUNCIL

Dear Parents,

School administrators and the School Improvement Council jointly report that this has been a productive and rewarding year at Oak Grove Elementary School. Our students continue to demonstrate excellence in academics. Dedicated students, teachers, administrators and parents share the school's focus on preparing our students to be 21st century learners and support our theme of "Leading the Way." As a result, innovation, active learning and multiple enrichment opportunities are all part of the OGES experience.

Our success with the Response to Intervention program helped us meet the needs of our diverse population and provided students with the support needed for progress. Collaborative planning sessions helped us diagnose our weaknesses and prepare common assessments. This helped us meet the needs of all students, and we received two awards that acknowledge our academic progress: the Palmetto Gold Award for general performance and the Palmetto Gold Award for Closing the Achievement Gap.

OGES continues to work as a professional learning community with several book studies. To support our LexLeads initiative, we devoted the first semester to the reading and discussion of "The 7 Habits of Highly Effective People" by Stephen Covey. During the second semester, we studied "The Leader in Me," also by Stephen Covey, and learned how to implement a leadership program for all students using the seven habits. We then formed a committee to work on the direction and components of a leadership program for the 2011-2012 school year.

OGES continues to make strides in the application of technology. One hundred percent of our teachers have passed both the technology level one and level two competency tests.

Our parents are active volunteers who serve the Oak Grove community with countless hours of service throughout the school year. Our Parent Teacher Association and School Improvement Council support the school in many ways. They have helped us purchase the First in Math program and reinforced our morning walking program by raising funds for a walking track. The First in Math program supports our LexLearns initiative and the walking program supports our LexLives initiative.

We look forward to next year's challenges and opportunities as we prepare our students to be 21st century learners with a focus on high academic achievement.

Sherry P. Cariens, Principal
Angela Phillips, School Improvement Council Chair

Comprehensive detail, including definitions of ratings, performance criteria, and explanations of status, is available on www.ed.sc.gov and www.eoc.sc.gov as well as school and school district websites.

Printed versions are available from school districts upon request.

Abbreviations Key

N/A Not Applicable N/AV Not Available N/C Not Collected N/R Not Reported I/S Insufficient Sample TBD To be determined

NI Newly Identified CSI Continuing School Improvement CA Corrective Action RP Plan to Restructure R Restructure DELAY School Improvement Status HOLD School Improvement Status